

CMFTP226 Amendments to BSUoS Methodology to reflect changes to the Transmission Licence

What stage is this document at?

01

Draft CUSC Modification Fast Track Report

02

Approved CUSC Modification Fast Track Report

Submission Date: 22 January 2014

Details of proposer: Tushar Singh, National Grid, CUSC Party

Details of proposer's alternate: Dave Corby, National Grid, CUSC Party

Published on: 4 February 2014

Objections to be received by: 25 February 2014

The CUSC Panel determination: 31 January 2014

Contents

1	Why Change	3
2	Solution	4
3	Proposed Legal Text.....	4
4	CUSC Panel Determination	4
5	Proposed Implementation.....	5
6	Objections	5
7	Annex 1 – Proposed Legal Text.....	6

About this document

This CUSC Modification Fast Track Proposal was presented to the CUSC Panel on 31 January 2014.

Document Control

Version	Date	Author	Change Reference
0.1	23 January 2014	Code Administrator	Draft CUSC Modification Fast Track Proposal Report
1.0	31 January 2014	Code Administrator	CUSC Panel view



Any Questions?

Contact:

Jade Clarke

Code Administrator



Jade.clarke@nationalgrid.com



01926 653606

Proposer:

Tushar Singh

National Grid

1 Why Change

1.1 The Proposer believes that CMFTP226 meets the Fast Track Criteria because it satisfies the following conditions –

Correcting minor typographical errors

Updating out of date references to other documents or paragraphs.

1.2 The Statement of the Balancing Services Use of System (BSUoS) Charging Methodology (in CUSC Section 14) contains references to the Transmission Licence which explain how the BSUoS charges are calculated.

1.3 Ofgem directed changes to the Transmission Licence in July 2013 to facilitate the implementation of new Balancing Services Incentive Scheme (BSIS). The new incentive scheme (hence the changes to Transmission Licence) apply retrospectively from 01 April 2013. The CUSC has not been updated to reflect the changes to the Transmission Licence.

1.4 This proposal seeks to address the following inconsistencies between CUSC Section 14 and the Transmission Licence –

(i) Update the BSUoS charges calculation equations, examples and list of Acronym definitions.

- **External BSUoS charge i.e. BSUOSEXT** calculation in paragraph 14.30.6 (modified as per Special Condition 4C, Part A, paragraph 4C.1 of the Transmission Licence).
- **Incentivised Balancing Cost i.e. IBC** calculation in paragraph 14.30.13 (modified as per Special Condition 4C, Part D, paragraph 4C.5 of the Transmission Licence).
- **Internal BSUoS charge i.e. BSUoSINT** calculation in paragraph 14.30.14 (modified as per Special Condition 4A, Part B, paragraph 4A.3 of the Transmission Licence).
- Add new Acronyms to the table in paragraph 14.31.8 from Special Condition 4A, Part B, paragraph 4A.4 and Special Condition 4C, Part A, paragraph 4C.1.
- Update examples in section 14.32 for Day1, Day 2 and Day 365.

(ii) Delete obsolete text and references.

- Obsolete references in paragraphs 14.31.2 and 14.31.3
- Obsolete equations and text throughout sections 14.30, 14.31 and 14.32.

(iii) Update the tables and graphs associated with annual cap/collar and sharing factor as per the new incentive scheme.

- **Table 9.1** and associated graph in paragraph 14.30.11 (modified as per Special Condition 4C, Part L, paragraph 4C.39, Table 3 in the Transmission Licence).

(iv) Correct typographical errors.

- paragraph 14.30.11

1.5 The changes to the CUSC to bring it up to date with the Transmission Licence have no material impact on any existing and new customers as the BSUoS charges are already being calculated in compliance with the modified Transmission Licence.

2 Solution

2.1 It is proposed that that a number of changes are made to CUSC Section 14, Part 2, Section 2 – The Statement of the Balancing Services Use of System Charging Methodology. The proposed updates can be seen in the legal text contained within this document.

3 Proposed Legal Text

3.1 The Proposed Legal Text can be found in Annex 1 of this document.

4 CUSC Panel Determination

4.1 On 31 January 2014 the CUSC Modifications Panel considered CMP226 and confirmed unanimously that CMFTP226 meets the Fast Track Criteria and unanimously determined that the CUSC Modification should be made.

The CUSC Modification Fast Track Proposal meets the Self Governance Criteria and the Fast Track Criteria as detailed below:

Self Governance Criteria

(a) is unlikely to have a material effect on:

(i) existing or future electricity consumers; and

(ii) competition in the generation, distribution, or supply of electricity or any commercial activities connected with the generation, distribution or supply of electricity; and

(iii) the operation of the **National Electricity Transmission System**; and

(iv) matters relating to sustainable development, safety or security of supply, or the management of market or network emergencies; and

(v) the **CUSC's** governance procedures or the **CUSC's** modification procedures, and

(b) is unlikely to discriminate between different classes of **CUSC Parties**.

Fast Track criteria

(c) is properly a housekeeping modification required as a result of some error or factual change; including but not limited to:

i) updating names or addresses listed in the **CUSC**;

ii) correcting minor typographical errors;

iii) correcting formatting and consistency errors, such as paragraph numbering or

- iv) updating out of date references to other documents or paragraphs.

5 Proposed Implementation

- 5.1 It is proposed that CMFTP226 is implemented no sooner than the 16th business day after publication of the approved CUSC Modification Fast Track Report providing no objections have been raised see Section 6.
- 5.2 The implementation date as agreed by the CUSC Panel will be 12 March 2014.

6 Objections

- 6.1 If you wish to raise an objection please email the CUSC Panel Secretary at CUSC.Team@nationalgrid.com with an explanation as to why you believe the CUSC Modification Fast Track Proposal does not meet the Fast Track Criteria by 25 February 2014.
- 6.2 The Approved CUSC Modification Fast Track Proposal will not be implemented if an objection is received.
- 6.3 The CUSC Panel Secretary will notify the CUSC Panel, the Authority and CUSC Parties if an objection is received.
- 6.4 The CUSC Panel Secretary shall notify the proposer that additional information is required if the proposer wishes the CUSC Fast Track Modification to continue as a CUSC Modification Proposal.

Section 2 – The Statement of the Balancing Services Use of System Charging Methodology

14.29 Principles

- 14.29.1 The Transmission Licence allows The Company to derive revenue in respect of the Balancing Services Activity through the Balancing Services Use of System (BSUoS) charges. This statement explains the methodology used in order to calculate the BSUoS charges.
- 14.29.2 The Balancing Services Activity is defined in the Transmission Licence as the activity undertaken by The Company as part of the Transmission Business including the operation of the transmission system and the procuring and using of Balancing Services for the purpose of balancing the transmission system.
- 14.29.3 The Company in its role as System Operator keeps the electricity system in balance (energy balancing) and maintains the quality and security of supply (system balancing). The Company is incentivised on the procurement and utilisation of services to maintain the energy and system balance and other costs associated with operating the system. Users pay for the cost of these services and any incentivised payment/receipts through the BSUoS charge.
- 14.29.4 All CUSC Parties acting as Generators and Suppliers (for the avoidance of doubt excluding all BMUs and Trading Units associated with Interconnectors) are liable for Balancing Services Use of System charges based on their energy taken from or supplied to the National Grid system in each half-hour Settlement Period.
- 14.29.5 BSUoS charges comprise the following costs:
- (i) The Total Costs of the Balancing Mechanism
 - (ii) Total Balancing Services Contract costs
 - (iii) Payments/Receipts from National Grid incentive schemes
 - (iv) Internal costs of operating the System
 - (v) Costs associated with contracting for and developing Balancing Services
 - (vi) Adjustments
 - (vii) Costs invoiced to The Company associated with Manifest Errors and Special Provisions.
 - (viii) BETTA implementation costs

14.30 Calculation of the Daily Balancing Services Use of System charge

Calculation of the Daily Balancing Services Use of System charge

14.30.1 The BSUoS charge payable by customer c, on Settlement Day d, will be calculated in accordance with the following formula:

$$BSUoS_{cd} = \sum_{i \in c} \sum_{j \in d} BSUoS_{ij}$$

Where:

- i - refers to the individual BM Unit
- j - refers to an individual Settlement Period
- $\sum_{i \in c} \sum_{j \in d}$ - refers to the sum over all BM units 'i', for which customer 'c' is the Lead Party* summed over all Settlement Periods 'j' on a Settlement Day 'd'

14.30.2 A customer's charge is based on their proportion of BM Unit Metered Volume for each Settlement Period relative to the total BM Unit Metered Volume for each Settlement Period.

For all liable importing and exporting BM Units in delivering Trading Units in a Settlement Period:

Deleted: , adjusted for transmission losses by the application of the relevant Transmission Losses Multiplier

~~$$BSUoS_{ij} = \frac{BSUoS_j * QM_{ij} * TLM_{ij}}{\left\{ \sum^+ (QMBSUoS_{ij} * TLM_{ij}) + \left| \sum^- (QMBSUoS_{ij} * TLM_{ij}) \right| \right\}}$$

$$BSUoS_{ij} = \frac{BSUoS_j * QM_{ij}}{\left\{ \sum^+ (QMBSUoS_{ij}) + \left| \sum^- (QMBSUoS_{ij}) \right| \right\}}$$~~

Comment [t1]: This equation has been replaced by the equation below.

Formatted: Lowered by 23 pt

Formatted: Centered, Indent: Left: 1.93 cm, First line: 0.94 cm

For all liable importing and exporting BM Units in offtaking Trading Units in a Settlement Period:

~~$$BSUoS_{ij} = \frac{-1 * BSUoS_j * QM_{ij} * TLM_{ij}}{\left\{ \sum^+ (QMBSUoS_{ij} * TLM_{ij}) + \left| \sum^- (QMBSUoS_{ij} * TLM_{ij}) \right| \right\}}$$

$$BSUoS_{ij} = \frac{-1 * BSUoS_j * QM_{ij}}{\left\{ \sum^+ (QMBSUoS_{ij}) + \left| \sum^- (QMBSUoS_{ij}) \right| \right\}}$$~~

Comment [t2]: This equation has been replaced by the equation below.

Formatted: Font color: Blue, Lowered by 23 pt

- Where:
- BSUoS_j Total BSUoS Charge applicable for Settlement Period j
 - QM_{ij} BM Unit Metered Volume **
 - QMBSUoS_{ij} BSUoS Liable BM Unit Metered Volume

Deleted: TLM_{ij} . . . Transmission Loss Multiplier **

* or CUSC party associated with the BMUnits (listed in Appendix C of the BEGA) who is exempt from also being a BSC Party
 ** Detailed definition in Balancing and Settlement Code Annex X2 – Technical Glossary

- \sum^+ - refers to the sum over all BM Units that are in delivering Trading Units in Settlement Period 'j'
 - \sum^- - refers to the sum over all BM Units that are in offtaking Trading Units in Settlement Period 'j'
- 'delivering' and 'offtaking' in relation to Trading Units have the meaning set out in the Balancing and Settlement Code (excluding all Interconnector BMUs and Trading Units)

14.30.3 For the avoidance of doubt, BM Units that are registered in Trading Units will be charged on a net Trading Unit basis i.e. if a BM Unit is exporting to the system and is within a Trading Unit that is offtaking from the system then the BM Unit in essence would be paid the BSUoS charge. Conversely, if a BM Unit is importing from the system in a delivering Trading Unit then the BM Unit in essence would pay the BSUoS charge.

Interconnector BM Units

14.30.4 BM Unit and Trading Units associated with Interconnectors, including those associated with the Interconnector Error Administrator, are not liable for BSUoS charges.

Total BSUoS Charge (Internal + External) for each Settlement Period (BSUoS_{TOT}_{jd})

14.30.5 The Total BSUoS charges for each Settlement Period (BSUoS_{TOT}_{jd}) for a particular day are calculated by summing the external BSUoS charge (BSUoS_{EXT}_{jd}) and internal BSUoS charge (BSUoS_{SINT}_{jd}) for each Settlement Period.

$$BSUoS_{TOT}_{jd} = BSUoS_{EXT}_{jd} + BSUoS_{SINT}_{jd}$$

External BSUoS Charge for each Settlement Period (BSUoS_{EXT}_{jd})

14.30.6 The External BSUoS Charges for each Settlement Period (BSUoS_{EXT}_{jd}) are calculated by taking each Settlement Period System Operator BM Cash Flow (CSOBM_j) and Balancing Service Variable Contract Cost (BSCCV_j) and allocating the daily elements on a MWh basis across each Settlement Period in a day.

~~$$BSUoS_{EXT}_{jd} = CSOBM_{jd} + BSCCV_{jd} + [(IncpayEXT_d + BSCCA_d + ET_d - OM_d) * \{ \sum^+ (QMBSUoS_{ijd} * TLM_{ijd}) + \sum^- (QMBSUoS_{ijd} * TLM_{ijd}) \} / \sum_{j \in d} \{ \sum^+ (QMBSUoS_{ijd} * TLM_{ijd}) + \sum^- (QMBSUoS_{ijd} * TLM_{ijd}) \}]$$~~

Comment [t3]: This equation has been replaced by the equation below

$$BSUoS_{EXT}_{jd} = CSOBM_{jd} + BSCCV_{jd} + [(IncpayEXT_d + BSCCA_d + ET_d - OM_d + RFIIR_d + ROV_d + BSFS_d + NC_d + IONT_d) * \{ \sum^+ (QMBSUoS_{ijd}) + \sum^- (QMBSUoS_{ijd}) \} / \sum_{j \in d} \{ \sum^+ (QMBSUoS_{ijd}) + \sum^- (QMBSUoS_{ijd}) \}]$$

Calculation of the daily External Incentive Payment (IncpayEXT_d)

14.30.7 In respect of each Settlement Day *d*, IncpayEXT_d is calculated as the difference between the new total incentive payment (FKIncpayEXT_d) and the incentive payment that has been made to date for the previous days from the commencement of the scheme ($\sum_{k=1}^{d-1} \text{IncpayEXT}_k$):

$$\text{IncpayEXT}_d = \text{FKIncpayEXT}_d - \sum_{k=0}^{d-1} \text{IncpayEXT}_k$$

14.30.8 The forecast incentive payment made to date (from the commencement of the scheme) (FKIncpayEXT_d) is calculated as the ratio of total forecast external incentive payment across the duration of the scheme: the number of days in the scheme, multiplied by the sum of the profiling factors to date.

$$\text{FKIncpayEXT}_d = \frac{\text{FYIncpayEXT}_d}{\text{NDS}} * \sum_{k=1}^d \text{PFT}_k$$

Inclusion of Profiling Factors

14.30.9 Profiling factors have been included to give an effective mechanism for calculating a representative level of the incentive payments to/from The Company according to the time of year. All PFT_d are assumed to be one for the duration of the current external incentive scheme.

14.30.10 The forecast External incentive payment for the duration of the External incentive scheme (FYIncpayEXT_d) is calculated as the difference between the External Scheme target (M_t) and the forecast Balancing cost (FBC) subject to sharing factors (SF_t) and a cap/collar (CB_t).

$$\text{FYIncpayEXT}_d = \text{SF}_t * (\text{M}_t - \text{FBC}_d) + \text{CB}_t$$

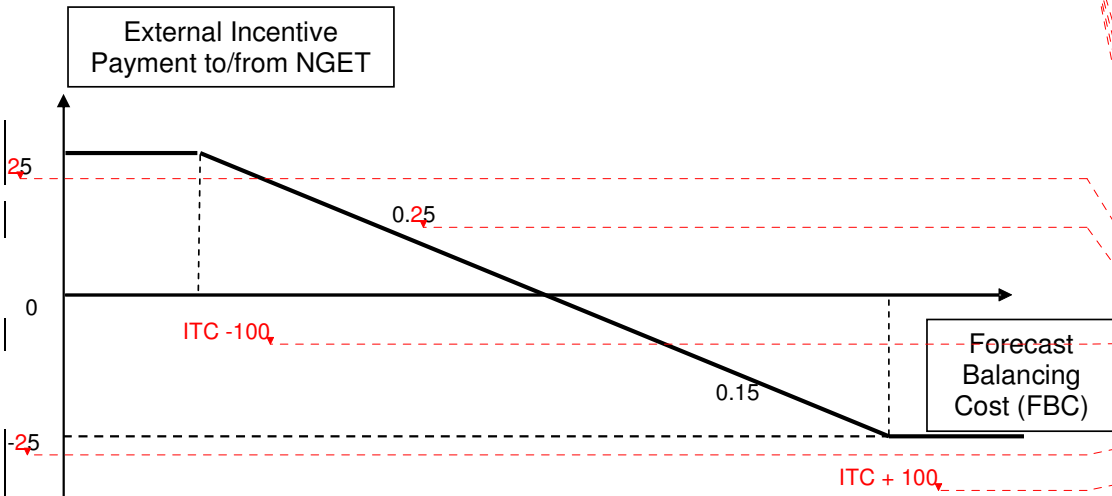
14.30.11 The relevant value of the External incentive payment (BSUoSEXT) can then be calculated by reference to Table 9.1 and the selection and application of the appropriate sharing factors and offset dependent upon the value of the forecast Balancing Services cost (FBC).

Deleted: selection

Table 9.1

Forecast Balancing Cost (FBC)	M _t £m	SF _t	CB _t £m
FBC < (Incentive Target Cost - 100)	0	0	25
(Incentive Target Cost - 100) < FBC < (Incentive Target Cost)	Incentive Target Cost	25%	0
Incentive Target Cost = FBC	FBC	0	0
(Incentive Target Cost) < FBC <= (Incentive Target Cost + 100)	Incentive Target Cost	25%	0
(Incentive Target Cost + 100)	0	0	-25

- Deleted: £450,000,000 <
- Deleted: £0
- Deleted: 0
- Deleted: £15,000,000
- Deleted: £450,000,000 <=FBC < £550,000,000
- Deleted: £550,000000
- Deleted: 0.15
- Deleted: £0
- Deleted: £550,000,000 <=FBC < £605,000,000
- Deleted: £0
- Deleted: £605,000,000 <= FBC < £705,000,000
- Deleted: £605,000,000
- Deleted: 0.15
- Deleted: £0
- Deleted: >= £705,000,000
- Deleted: £0
- Deleted: 0
- Deleted: -£15,000,000
- Deleted: 1
- Deleted: 1
- Deleted: 450
- Deleted: 1
- Deleted: 705



14.30.12 In respect of each Settlement Day d, the forecast incentivised Balancing Cost (FBC_d) will be calculated as follows:

$$FBC_d = \frac{\sum_{k=1}^d IBC_k}{\sum_{k=1}^d PFT_k} * NDS$$

Where:

NDS = Number of days in Scheme.

Deleted: :

14.30.13 Daily Incentivised Balancing Cost (IBC_d) is calculated as follows:

~~$$IBC_d = \sum_{j \in d} (CSOBM_{jd} + BSCCV_{jd} + NIA_{jd} + TLIC_{jd}) + BSCCA_d - OM_d - RT_d$$~~

Comment [t4]: This equation has been replaced by the equation below

$$IBC_d = \sum_{j \in d} (CSOBM_{jd} + BSCCV_{jd}) + BSCCA_d - OM_d - RT_d - BSFS_d$$

Formatted: Lowered by 9 pt

Deleted: ¶

Comment [t5]: This equation has been replaced by the equation below

Internal BSUoS Charge for each Settlement Period (BSUoSINT_{jd})

14.30.14 The Internal BSUoS Charges (BSUoSINT_{jd}) for each Settlement Period j for a particular day are calculated by taking the incentivised and non-incentivised SO Internal Costs for each Settlement Day allocated on a MWh basis across each Settlement Period in a day.

Deleted: <#>Table 9.2 below summarises the annual SO Internal cost variables for Financial Year 20010/11 as set out in the Transmission Licence ¶

Table 9.2¶

Internal SO Cost Variab ... [1]

~~$$BSUoSINT_{jd} = (SOC_d + IncpayINT_d + NC_d + IAT_d + IONT_d)$$~~

~~$$* \left\{ \left| \sum^+ (QMBSUoS_{ijd} * TLM_{ijd}) \right| + \left| \sum^- (QMBSUoS_{ijd} * TLM_{ijd}) \right| \right\}$$~~

~~$$/ \sum_{j \in d} \left\{ \left| \sum^+ (QMBSUoS_{ijd} * TLM_{ijd}) \right| + \left| \sum^- (QMBSUoS_{ijd} * TLM_{ijd}) \right| \right\}$$~~

$$BSUoSINT_{jd} = [(SOPU_d + SOMOD_d + SOTRU_d) * RPIF_t]$$

$$* \left\{ \left| \sum^+ (QMBSUoS_{ijd}) \right| + \left| \sum^- (QMBSUoS_{ijd}) \right| \right\}$$

$$/ \sum_{j \in d} \left\{ \left| \sum^+ (QMBSUoS_{ijd}) \right| + \left| \sum^- (QMBSUoS_{ijd}) \right| \right\}$$

Deleted: Calculation of the daily Internal Incentive Payment (IncpayINT_d)¶

←In respect of each Settlement Day d, IncpayINT_d is calculated as the difference between the overall total incentive payment (FKIncpayINT_d) due to that date and the overall incentive payment made up to the previous day (Σ_{k=0-d} ,IncpayINT_k) plus the daily cost of Manifest Errors and Special Provisions:¶

$$IncpayINT_d = (FKIncp$$

¶
¶

←The forecast incentive payment made to date (from the commencement of the scheme) (FKIncpayINT_d) is calculated as the ratio of total forecast internal incentive payment across the duration of the scheme (FYIncpayINT): the number of days in the scheme, multiplied by the sum of the profiling factors to date.¶

$$FKIncpayINT_d = \frac{FYI$$

¶
¶

←The Company daily Internal incentive payments (IncpayINT_d) are calculated by comparing the Daily ... [2]

Formatted: Bullets and Numbering

Deleted: Manifest Errors and Special Provisions for IT system failures¶

←The Company may, in certain circumstances, be required to pay compensation to BSC Parties as a resu... [3]

Formatted: Font: 15 pt, Font color: Dark Blue, Complex Script Font: 10 pt

Deleted: Chapter 9

Inclusion of Profiling Factors

14.30.15 Profiling factors have been included to give an effective mechanism for calculating a representative level of the incentive payments to/from The Company according to the time of year. All PFT_k are assumed to be one for the duration of the current external incentive scheme

14.31 Settlement of BSUoS

Settlement and Reconciliation of BSUoS charges

14.31.1 There are two stages of the reconciliation of BSUoS charges described below:

- Initial Settlement (SF)
- Final Reconciliation (RF)

Initial Settlement of BSUoS

14.31.2 The Company will calculate initial settlement (SF) BSUoS charges in accordance with the methodology set out in [section 14.30 above](#), using the latest available data, including data from the Initial Settlement Run and the Initial Volume Allocation Run.

Reconciliation of BSUoS Charges

14.31.3 Final Reconciliation will result in the calculation of a reconciled charge for each settlement day in the scheme year. The Company will calculate Final

Reconciliation (RF) BSUoS charges (with the inclusion of interest as defined in the CUSC) in accordance with the methodology set out in [section 14.30 above](#), using the latest available data, including data from the Final Reconciliation Settlement Run and the Final Reconciliation Volume Allocation Run.

Deleted: Chapter 9

Unavailability of Data

- 14.31.4 If any of the elements required to calculate the BSUoS charges in respect of any Settlement Day have not been notified to The Company in time for it to do the calculations then The Company will use data for the corresponding Settlement Day in the previous week. If no such values for the previous week are available to The Company then The Company will substitute such variables as it shall, at its reasonable discretion, think fit and calculate Balancing Services Use of System charges on the basis of these values. When the actual data becomes available a reconciliation run will be undertaken.

Deleted:

Disputes

- 14.31.5 If The Company or any customer identifies any error which would affect the total Balancing Services Use of System charge on a Settlement Day then The Company will recalculate the charges following resolution of the error. Revised invoices and/or credit notes will be issued for the change in charges, plus interest as set out in the CUSC. The charge recalculation and issuing of revised invoices and/or credit notes will not take place for any day where the total change in the Balancing Services charge is less than £2000.

Relationship between the Statement of the Use of System Charging Methodology and the Transmission Licence

- 14.31.6 BSUoS charges are made on a daily basis and as such of this Statement sets out the details of the calculation of such charges on a daily basis. Customers may, when verifying charges for Balancing Services Use of System refer to the Transmission Licence which sets out the maximum allowed revenue that The Company may recover in respect of the Balancing Services Activity.
- 14.31.7 The Company has, where possible and appropriate, attempted to ensure that acronyms allocated to variables within the Balancing Services charging software, and associated reporting, match with the acronyms given to those variables used within this statement.

14.31.8 Balancing Services Use of System Acronym Definitions

For the avoidance of doubt “as defined in the BSC” relates to the Balancing and Settlement Code as published from time to time.

EXPRESSION	ACRONYM	Unit	Definition
BETTA Preparation Costs	BI	£	As defined in the Transmission Licence
Balancing Mechanism Unit	BM Unit or BMU		As defined in the BSC
Balancing service contract costs – non-Settlement Period specific	BSCCA _d	£	Non Settlement Period specific Balancing Contract Costs for settlement day d
Balancing Service Contract Cost	BSCC _j	£	Balancing Service Contract Cost from purchasing Ancillary services applicable to a Settlement Period j
Balancing service contract costs – Settlement Period specific	BSCCV _{jd}	£	Settlement Period j specific Balancing Contract Costs for settlement day d
External Balancing Services Use of System charge	BSUoSEXT _{jd}	£	External System Operator (SO) Balancing Services Use of System charge applicable to Settlement Period j for settlement day d
Internal Balancing Services Use of System charge	BSUoSINT _{jd}	£	Internal System Operator (SO) Balancing Services Use of System charge applicable to Settlement Period j for settlement day d
Total Balancing Services Use of System charge	BSUoSTOT _{cd}	£	The sum determined for each customer, c, in accordance with this Statement and payable by that customer in respect of each Settlement Day d, in accordance with the terms of the Supplemental Agreement
Total Balancing Services Use of System charge	BSUoSTOT _j	£	Total Balancing Services Use of System Charge applicable for Settlement Period j
System Operator BM Cash Flow	CSOBM _j	£	As defined in the Balancing and Settlement Code in force immediately prior to 1 April 2001

- Deleted: Forecast incentivised internal controllable System Operator cost
- Deleted: CSOC
- Deleted: £
- Deleted: As defined in the Transmission Licence
- Deleted: Forecast incentivised internal System Operator capital expenditure
- Deleted: CSOCEC
- Deleted: £
- Deleted: As defined in the Transmission Licence

EXPRESSION	ACRONYM	Unit	Definition
Daily balancing services adjustment	ET _d	£	Is the contribution on Settlement Day, d, to the value of ET _T where ET _T is determined pursuant to part 2 of Condition AA5A of the Transmission Licence
Forecast incentivised Balancing Cost	FBC _d	£	Forecast incentivised Balancing Cost for duration of the Incentive Scheme as at settlement day d
External Incentive payment to date	FKIncpayEXT _d	£	Total External Incentive Payment to date up to and including settlement day d
Total Forecast External incentive payment	FYIncpayEXT _d	£	Total forecast External incentive payment for the entire duration of the incentive scheme as at settlement day d
Allowed Income Adjustment relating to the SO-TO Code	IAT	£	As defined in the Transmission Licence
Daily Incentivised Balancing Cost	IBC _d	£	Is equal to that value calculated in accordance with paragraph 14.30.13 of Part 2 of this Statement
Daily External incentive payment	IncpayEXT _d	£	External Incentive payment for Settlement Day d
Outage Cost Adjustment	IONT	£	As defined in the Transmission Licence
Non-Incentivised Costs	NC	£	As defined in the Transmission Licence

Deleted: Forecast incentivised internal System Operator operating costs

Deleted: CSOOC

Deleted: £

Deleted: As defined in the Transmission Licence

Deleted: Internal Incentive payment to date

Deleted: FKIncpayINT_d

Deleted: £

Deleted: Total Internal Incentive Payment to date up to and including settlement day d

Deleted: Forecast incentivised internal controllable System Operator cost

Deleted: FSOint_d

Deleted: £

Deleted: Forecast incentivised internal controllable System Operator cost for the duration of the incentive scheme as at settlement day d

Deleted: Total Forecast Internal incentive payment

Deleted: FYIncpayINT_d

Deleted: £

Deleted: Total forecast Internal incentive payment for the entire duration of the incentive scheme as at settlement day d

Deleted: Daily Internal incentive payment

Deleted: IncpayINT_d

Deleted: £

Deleted: Internal Incentive payment for Settlement Day d

EXPRESSION	ACRONYM	Unit	Definition
Cost associated with the Provision of Balancing Services to others	OM _d	£	Is the contribution on Settlement Day, d, to the value of OM _t where OM _t is determined pursuant to part 2 of Condition AA5A of the Transmission Licence
Outage change allowance amount	ON	£	As defined in the Transmission Licence
Incentivised Balancing Cost daily profiling factor	PFT _d		The daily profiling factor used in the determination of forecast Incentivised Balancing Cost for settlement day d
BM Unit Metered Volume	QM _{ij}	MWh	As defined in the BSC
BSUoS Liable BM Unit Metered Volume	QMBSUoS _{ij}	MWh	QM _{ij} for all BM Units liable for BSUoS
Balancing services deemed costs	RT _d	£	Is the contribution on Settlement Day, d, to the value of RT _t where RT _t is determined pursuant to part 2 of Condition AA5A of the Transmission Licence
Tax Allowance	T	£	As defined in the Transmission Licence

- Deleted: Net Imbalance Volume Cost
- Deleted: NI_i
- Deleted: £
- Deleted: Total Net Energy Imbalance Volume (TQE_t)*Net Imbalance Reference Price (NIRP_t)
- Deleted: Net Imbalance Adjustment
- Deleted: NIA_i
- Deleted: £
- Deleted: As defined on the Transmission Licence
- Deleted: Net Imbalance Reference Price
- Deleted: NIRP_i
- Deleted: As defined in the Transmission Licence
- Deleted: Non-controllable System Operator cost
- Deleted: NSOC
- Deleted: £
- Deleted: As defined in the Transmission Licence
- Deleted: Pension Cost Allowance
- Deleted: P
- Deleted: £
- Deleted: As defined in the Transmission Licence
- Deleted: Daily Internal Scheme Target
- Deleted: PTint
- Deleted: £
- Deleted: Target for the Internal Incentive scheme as agreed with Ofgem
- Deleted: Internal Scheme sharing factor
- Deleted: SFint
- Deleted: Sharing Factor for the internal incentive scheme as agreed with Ofgem
- Deleted: Net Cost of Transmission Losses
- Deleted: TLIC_i
- Deleted: £
- Deleted: As defined in the Transmission Licence
- Deleted: Transmission Loss Multiplier
- Deleted: TLM_i
- Deleted: As defined in the BSC

EXPRESSION	ACRONYM	Unit	Definition
Total System Energy Imbalance Volume	TQEI _j	MWh	As defined in the Balancing and Settlement Code in force immediately prior to 1 April 2001
Final Reconciliation Settlement Run			As defined in the BSC
Final Reconciliation Volume Allocation Run			As defined in the BSC
Initial Settlement Run			As defined in the BSC
Initial Volume Allocation Run			As defined in the BSC
Lead Party			As defined in the BSC
Black Start Feasibility Costs	BSFS		As defined in the Transmission Licence
Wind Forecast Incentive Cost	RFIIR		As defined in the Transmission Licence
System Operator Innovation Roll-Out Value	ROV		As defined in the Transmission Licence
SO Opening Base Revenue Allowance	SOPU		As defined in the Transmission Licence
Incremental change from SO Opening Base Revenue Allowance	SOMOD		As defined in the Transmission Licence
Revenue Adjustment with respect to actual and assumed RPI values	SOTRU		As defined in the Transmission Licence
Retail Price Index Adjustment Factor	RPIF		As defined in the Transmission Licence

Deleted: Transmission Losses Reference Price

Deleted: TLRP_j

Deleted: As defined in the Transmission Licence

Deleted: Transmission Losses Target Volume

Deleted: TLT_j

Deleted: MWh

Deleted: As defined in the Transmission Licence

Deleted: Transmission Losses Volume

Deleted: TLV_j

Deleted: MWh

Deleted: $\sum QM_i$ – Sum of BM Unit Metered Volume (QM_i) over all BM units

14.32 Examples of Balancing Services Use of System (BSUoS) Daily Charge Calculations

This example illustrates the operation of the Balancing Services Use of System Daily charge formula. The parameters used are for illustrative purposes only and have been chosen for ease of calculation. They do not relate to the agreed scheme for any particular year. The actual scheme parameters are shown in the main text.

The example is divided into the calculation of the External System Operator cost and Internal System Operator cost elements. All daily profiling factors (PFT_d) have been assumed to be one for this example.

Day 1

Calculation of the Daily External SO Incentive Scheme Payment

The first step is to calculate the Daily Incentivised Balancing Cost (IBC₁ for day one) for that day using the following formula. These are the daily incentivised cost elements used to calculate the external SO incentive payment.

$$IBC_1 = CSOBM_1 + BSCCA_1 + BSCCV_1 - OM_1 - RT_1 - BSFS_1$$

$$= £800,000 + £500,000 + £250,000 - £0 - £0 - £0$$

$$= £1,550,000$$

Comment [t6]: Calculation updated

Assuming that

CSOBM ₁	=	£800,000
BSCCA ₁	=	£500,000
BSCCV ₁	=	£250,000
OM ₁	=	£0
RT ₁	=	£0
BSFS ₁	=	£0

- Deleted: k
- Deleted: 3
- Deleted: k
- Deleted: 0
- Deleted: k
- Deleted: TL₁ = . £300k¶
NI₁ = . -£50k¶
- Deleted: k
- Deleted: k

Now that we know IBC_1 , it is possible to calculate Forecast Balancing Services Cost (FBC_1) from that day's outturn as follows:

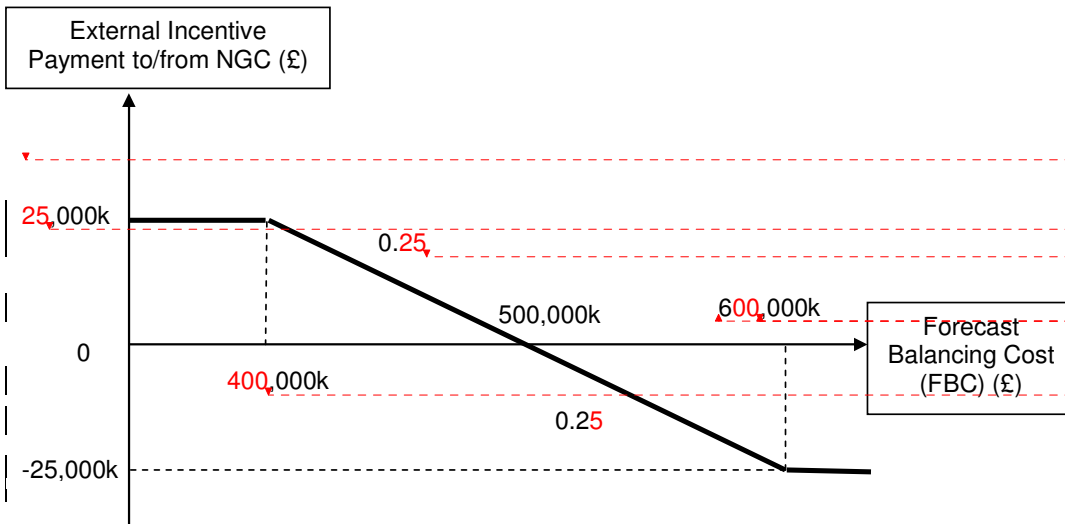
$$\begin{aligned}
 FBC_1 &= \frac{\sum_{k=1}^{d=1} IBC_k}{\sum_{k=1}^{d=1} PFT_k} * NDS \\
 &= \frac{\pounds 1,550,000}{1} * 365 \\
 &= \pounds 565,750,000
 \end{aligned}$$

The values of SF_i and CB_i can now be read off table BS1 below. (These values are used purely for illustrative purposes based on an incentive target of $\pounds 500,000,000$). As FBC_1 is $\pounds 565,750,000$, SF_i is 0.25, CB_i is $\pounds 0$ and M_i is $\pounds 500,000,000$.

Table BS1

Forecast Balancing Cost (FBC_d)	M_i	SF_i	CB_i
$\pounds 400,000,000 < FBC$	$\pounds 0$	0	$\pounds 25,000,000$
$\pounds 400,000,000 \leq FBC < \pounds 500,000,000$	$\pounds 500,000,000$	0.25	$\pounds 0$
$FBC = \pounds 500,000,000$	$\pounds 500,000,000$	0	$\pounds 0$
$\pounds 500,000,000 < FBC \leq \pounds 600,000,000$	$\pounds 500,000,000$	0.25	$\pounds 0$
$FBC > \pounds 600,000,000$	$\pounds 0$	0	$-\pounds 25,000,000$

The table describes the external incentive scheme, which can also be illustrated by the graph below.



- Comment [t7]: Calculation updated
- Deleted: ex
- Formatted: Subscript
- Deleted: OSext
- Formatted: Subscript
- Formatted: Font: Bold, Complex Script Font: Bold
- Deleted: k
- Deleted: ex
- Deleted: OSext
- Deleted: BPext
- Deleted: k
- Formatted: Subscript
- Formatted: Subscript
- Deleted: BPext
- Formatted: Complex Script Font: Bold
- Deleted: ex
- Formatted: Subscript
- Formatted: Font: Bold, Complex Script Font: Bold
- Deleted: OSext
- Formatted: Font: Bold, Complex Script Font: Bold
- Formatted: Complex Script Font: Bold
- Deleted: 325
- Deleted: 325,000,00
- Deleted: 50
- Deleted: 5
- Deleted: >
- Deleted: 4
- Deleted: 32
- Deleted: 62
- Deleted: =
- Deleted: >
- Deleted: 5
- Deleted: 25
- Deleted: 625,000,00
- Deleted: <sp>
- Deleted: 50
- Deleted: 4
- Formatted: Font: 11 pt, Complex Script Font: 11 pt
- Deleted: 25
- Formatted: Font: 11 pt, Complex Script Font: 11 pt
- Deleted: 325
- Deleted: ¶

Using the values set out in the table above, the external SO incentive payment for the duration of the scheme (FYIncpayEXT) can be calculated as follows:

$$\begin{aligned}
 FYIncpayEXT_1 &= SF_t * (M_t - FBC_1) + CB_t \\
 &= 0.25 * (£500,000,000 - £565,750,000) + £0 \\
 &= -£16,437,500
 \end{aligned}$$

Comment [t8]: Calculation updated

In this case the incentive payment is negative (-£16,437,500) i.e. a payment from The Company.

Deleted: 3
Deleted: 15
Deleted: k

The external SO incentive payment for the entire duration of the incentive scheme (FYIncpayEXT) is then used to calculate the total incentive payment to date (FKIncpayEXT), shown as follows:

$$\begin{aligned}
 FKIncpayEXT_1 &= \frac{FYIncpayEXT_1}{NDS} * \sum_{k=1}^{d=1} PFT_k \\
 &= \frac{-£16,437,500}{365} * 1 \\
 &= -£45,034
 \end{aligned}$$

Comment [t9]: Calculation updated

Comment [t10]: Calculation updated

Deleted: Calculation of the Daily Internal SO Incentive Scheme Payment¶

¶ To carry this out, The Company will forecast monthly incentivised SO operating costs (CSOOC) and profile them to a daily basis. For this illustration, monthly costs for the first month of the scheme (April in our example) are assumed to be £4,500k, profiled down to a daily forecast of £150k (£450,000k divided by 30).¶

¶ The calculation of the forecast SO internal operating cost for day one (FSOINT₁) is shown as follows:¶

$$\begin{aligned}
 FSOINT_1 &= \frac{\sum_{k=1}^{d=1} CSOOC_k}{\sum_{k=1}^{d=1} PFT_k} \\
 &= \frac{£150k}{1} * 365 \\
 &= £54,750k
 \end{aligned}$$

Where:

NDS = Number of days in the external incentive scheme

The final step is to calculate today's external incentive payment (IncpayEXT₁ for day one), shown as follows:

$$\begin{aligned}
 IncpayEXT_1 &= FKIncpayEXT_1 - \sum_{k=0}^{d-1=0} IncpayEXT_k \\
 &= -£45,034 - £0 \\
 &= -£45,034
 \end{aligned}$$

¶ The relevant value of the internal incentive payment (FYIncpayINT₁) can then be calculated by reference to Table BS2 (figures shown for illustration only) and the selection and application of the appropriate sharing factors and offset dependent upon the value of the forecast incentivised internal SO operating cost (FSOINT).¶

¶ **Table BS2¶**
FSOINT ... [4]

Comment [t11]: This equation has been replaced by the equation below.

Formatted: Lowered by 20 pt

Calculating the External Balancing Services Use of System (BSUoS) charge for a Settlement Period j

The External Balancing Services Use of System (BSUoS) charge for Settlement Period 1 on this Settlement Day 1 can now be calculated using the following formula:

~~$$\begin{aligned}
 BSUoS_{EXT} &= CSORM_{11} + BSCCV_{11} + [(IncpayEXT_1 + BSCCA_1 + ET_1 - OM_1) \\
 & * \{ \sum^+ (QM_{i11} * TLM_{i11}) + \sum^- (QM_{i11} * TLM_{i11}) \} / \sum_{j \in 1} \{ \sum^+ (QM_{ij1} * TLM_{ij1}) + \sum^- (QM_{ij1} * TLM_{ij1}) \}] \\
 BSUoS_{EXT} &= CSOBM_{11} + BSCCV_{11} + [(IncpayEXT_1 + BSCCA_1 + ET_1 - OM_1 + RFIIR_1 + ROV_1 + BSFS_1 + NC_1 + IONT_1) \\
 & * \{ \sum^+ (QM_{i11}) + \sum^- (QM_{i11}) \} / \sum_{j \in 1} \{ \sum^+ (QM_{ij1}) + \sum^- (QM_{ij1}) \}]
 \end{aligned}$$~~

For simplicity, the BM Unit Metered Volume (QM_{ij}) is assumed to be the same in all half hour Settlement Periods in a Settlement Day. Therefore the daily BSUoS charge will be evenly allocated to each Settlement Period (1/48) i.e. the multiplier at the end of the equation.

The illustration below shows the external BSUoS charge ($BSUoS_{EXT_{11}}$) for Settlement Period one of Settlement Day 1.

The costs of the external SO Settlement Period variables are as follows (these are the daily values included in the IBC_1 equation divided by 48 Settlement Periods).

CSOBM = £16,667
 BSCCV = £5,208
 ~~$RFIIR_{i1}, ROV_{i1}, BSFS_{i1}, NC_{i1}$ and $IONT_{i1}$ are all zero.~~

The costs of the external SO Settlement Day variables are as follows:

IncpayEXT = £-45,034
 BSCCA = £500,000
 ET = £0
 OM = £0

$$BSUoS_{EXT_{11}} = £16,667 + £5,208 + [(-£45,034 + £500,000 + £0 - £0 + £0 + £0 + £0 + £0 + £0)]$$

$$= £16,667 + £5,208 + £9,478$$

$$= £31,353$$

- Formatted: Subscript
- Formatted: Subscript
- Deleted: 4,167
- Formatted: Subscript
- Formatted: Subscript
- Formatted: Subscript
- Deleted:
- Deleted: 36,027
- Deleted: 3
- Deleted: k
- Deleted: k
- Deleted: k
- Comment [t12]: Calculation updated

Calculating the Internal Balancing Services Use of System (BSUoS) charge for a Settlement Period j

The Internal Balancing Services Use of System (BSUoS) charge for a Settlement Period 1 of Settlement Day 1 can now be calculated using the following formula:

~~$$BSUoS_{INT_{11}} = (CSOC_1 + IncpayINT_1 + NSOC_1 + T_1 + P_1 + IAT_1 + BI_1 + ON_1 + IONT_1)$$

$$* \left\{ \frac{\left| \sum^+ (QM_{i11} * TLM_{i11}) \right| + \left| \sum^- (QM_{i11} * TLM_{i11}) \right|}{\sum_{j \in 1} \left\{ \left| \sum^+ (QM_{i11} * TLM_{i11}) \right| + \left| \sum^- (QM_{i11} * TLM_{i11}) \right| \right\}} \right\}$$~~

$$BSUoS_{INT_{11}} = [(SOPU_1 + SOMOD_1 + SOTRU_1) / NDS] * RPIF_1$$

$$* \left\{ \frac{\left| \sum^+ (QM_{i11}) \right| + \left| \sum^- (QM_{i11}) \right|}{\sum_{j \in 1} \left\{ \left| \sum^+ (QM_{i11}) \right| + \left| \sum^- (QM_{i11}) \right| \right\}} \right\}$$

- Comment [t13]: This equation has been replaced by the equation below
- Formatted: Lowered by 20 pt

As with the external BSUoS charge, for simplicity, the BM Unit Metered Volume (QM_{ij}) is assumed to be the same in all half hour Settlement Periods in a Settlement Day. Therefore the daily BSUoS charge will be evenly allocated to each Settlement Period (1/48).

Table BS2 below shows the annual Internal SO costs assumed for this example:

Deleted: 3

Table BS2

Deleted: 3

Internal SO Cost Variable	Annual Cost (£m)
SOPU	75,873,280
SOMOD	18,250,000
SOTRU	18,250,000

Deleted: CSOOC

Deleted: 50

Deleted: CSOCEC

Deleted: 9

Deleted: T

Deleted: 4

Formatted: Subscript

Deleted: NSOC ... [5]

Formatted: Font: Arial, Subscript

RPIF_t = 1

$$BSUoSINT_{11} = [(75,873,280 + 18,250,000 + 18,250,000) / 365] * 1 / 48$$

$$= £6414$$

Deleted: Income adjustments are assumed to be zero in this example for simplicity. If it is assumed that the incentivised internal SO operating costs (CSOOC) are £150k for day 1 and the incentivised SO capital expenditure costs (CSOCEC) (assumed on target) as well as the non-incentivised elements are recovered uniformly across the year (i.e. 1/365) then:

Calculating the Total Balancing Services Use of System (BSUoS) charge for a Settlement Period 1

The final step is to calculate the Total Balancing Services Use of System (BSUoS_{TOT11}) for a Settlement Period 1 on Settlement Day 1.

$$BSUoS_{TOT11} = BSUoS_{EXT11} + BSUoS_{INT11}$$

$$= £31,353 + £6,414$$

$$= £37,767$$

CSOOC (incentivised Internal SO operating costs) = £150k
 CSOCEC (incentivised Internal SO capital expenditure) = £24,657
 T (Tax allowance) = £13,699
 NSOC (Non controllable SO costs) = £82,192
 P (Pension allowance) = £2,740
 BI (BETTA preparation costs) = £32,876
 ON (Outage change allowance) = £8,219

Comment [t14]: Calculation updated

Comment [t15]: Calculation updated

Day 2

Calculation of the Daily External SO Incentive Scheme Payment

Again, the first step is to calculate the Daily Incentivised Balancing Cost for day 2 (IBC₂) using the following formula:

$$IBC_2 = CSOBM_2 + BSCCA_2 + BSCCV_2 - OM_2 - RT_2 - BSFS_2$$

$$= \text{£}600,000 + \text{£}150,000 + \text{£}100,000 - \text{£}0 - \text{£}0 - \text{£}0$$

$$= \text{£}850,000$$

Comment [t16]: Calculation updated

Assuming that

CSOBM ₂	=	£600,000
BSCCA ₂	=	£150,000
BSCCV ₂	=	£100,000
OM ₂	=	£0
RT ₂	=	£0
BSFS ₂	=	£0

Deleted: k

Deleted: k

Deleted: k

Deleted: TL₂ = £200k
Nl₂ = -£100k

Deleted: k

Deleted: k

With IBC_d known for day one, it is possible to calculate Forecast Balancing Services Cost (FBC₂) from the outturn to date as follows:

$$FBC_2 = \frac{\sum_{k=1}^{d=2} IBC_k}{\sum_{k=1}^{d=2} PFT_k} * NDS$$

$$= \frac{(\text{£}1,550,000 + \text{£}850,000)}{2} * 365$$

$$= \text{£}438,000,000$$

Comment [t17]: Calculation updated

The values of SF_t, M_t and CB_t can now be read off table BS1 given previously. As FBC₂ is £438,000,000, SF_t is now 0.25, M_t is £500,000,000 and CB_t is 0, calculated as follows:

$$FYIncpayEXT_2 = SF_t * (M_t - FBC_2) + CB_t$$

$$= 0.25 * (\text{£}500,000,000 - \text{£}438,000,000) + \text{£}0$$

$$= \text{£}15,500,000$$

Deleted: ex

Formatted: Subscript

Deleted: BPext

Formatted: Subscript

Deleted: OSext

Formatted: Subscript

Deleted: 56

Deleted: ,250k

Deleted: ex

Formatted: Subscript

Deleted: 4

Deleted: BPext

Formatted: Subscript

Deleted: k

Deleted: OSext

Formatted: Subscript

Comment [t18]: Calculation updated

The external SO incentive payment for the entire duration of the incentive scheme (FYIncpayEXT₂) is then used to calculate the total incentive payment to date (FKIncpayEXT₂), shown as follows:

$$FKIncpayEXT_2 = \frac{FYIncpayEXT_2}{NDS} * \sum_{k=1}^{d=2} PFT_k$$

$$= \frac{£15,500,000}{365} * 2$$

$$= £84,932$$

Where:

NDS = Number of days in the incentive scheme

In this case the incentive payment forecast for the year is £84,932.

Again, the final step is to calculate today's external incentive payment (IncpayEXT₂ for day two), shown as follows:

$$IncpayEXT_2 = FKIncpayEXT_2 - \sum_{k=0}^{d-1=1} IncpayEXT_k$$

$$= £84,932 - -£45,034$$

$$= £129,966$$

The costs of the external SO Settlement Period variables are as follows:

CSOBM = £12,500
BSCCV = £2,083

RFIIR₂, ROV₂, BSFS₂, NC₂ and IONT₂ are all zero.

The costs of the external SO Settlement Day variables are as follows:

IncpayEXT = £129,966
BSCCA = £150,000
ET = £0
OM = £0

$$BSUoSEXT_{12} = £12,500 + £2,083 + [(£129,966 + £150,000 + £0 - £0k + £0 + £0 + £0 + £0 + £0) / 48]$$

$$= £12,500 + £2,083 + £5,833$$

$$= £20,416$$

Annual internal SO costs assumed for this example have been listed in table BS2 above.

RPIF_t = 1

$$BSUoSINT_{12} = [(75,873,280 + 18,250,000 + 18,250,000) / 365] * 1 / 48$$

$$= £6,414$$

Comment [t19]: Calculation updated

Deleted: external

Deleted: 95,890

Comment [t20]: Calculation updated

Deleted: ¶

Calculation of the Daily Internal SO Incentive Scheme Payment ¶

¶ The first step is to calculate the forecast SO internal cost for day two (FSOINT₂). The same forecast of £150k for daily incentivised SO operating costs (CSOOC) used for day one is used for day two. ¶

¶ The calculation of the forecast SO internal cost (FSOINT₂) is shown as follows: ¶

$$FSOINT_2 = \frac{\sum_{k=1}^{d=2} CSOOC_k}{\sum_{k=1}^{d=2} PFT_k}$$

$$= \frac{£150,000 + £150,000}{2}$$

$$= £54,750k$$

¶

¶ Using the forecast SO internal cost (FSOINT₂), the forecast internal SO incentive payment for the duration of the scheme (FYIncpayINT₂) can be calculated as follows (with reference to the values in Table BS2). ¶

¶ ... [6]

Formatted: Subscript

Formatted: Subscript

Formatted: Subscript

Formatted: Subscript

Formatted: Subscript

Deleted: 31,917

Deleted: k

Deleted: k

Deleted: k

Comment [t21]: Calculation updated

Formatted: Left

Comment [t22]: Calculation updated

Formatted: Font: Arial, 11 pt, Underline, Lowered by 15 pt

Deleted: Calculating the Internal Balancing Services Use of System (BSUoS) char(... [7]

Formatted: Left

Calculating the Total Balancing Services Use of System (BSUoS) charge for a Settlement Period j

The final step is to calculate the Total Balancing Services Use of System (BSUoSTOT₁₂) for Settlement Period 1 on Settlement Day 2.

$$\begin{aligned}BSUoSTOT_{12} &= BSUoSEXT_{12} + BSUoSINT_{12} \\ &= \pounds 20,416 + \pounds 6,414 \\ &= \pounds 26,830\end{aligned}$$

Comment [t23]: Calculation updated

Day 365

If we now move to the end of the year, then once again the first step is to calculate the Daily Incentivised Balancing Cost for the final day (IBC_{365}) using the formula below:

Calculation of the Daily External SO Incentive Scheme Payment

$$IBC_{365} = CSOBM_{365} + BSCCA_{365} + BSCCV_{365} - OM_{365} - RT_{365} - BSFS_{365}$$

$$= \text{£}700,000 + \text{£}200,000 + \text{£}150,000 + \text{£}200,000 - \text{£}0 - \text{£}0 - \text{£}0$$

$$= \text{£}1,050,000$$

Comment [t24]: Calculation updated

Assuming that

$CSOBM_{365}$	=	£700,000
$BSCCA_{365}$	=	£200,000
$BSCCV_{365}$	=	£150,000
OM_{365}	=	£0
RT_{365}	=	£0
$BSFS_{365}$	=	£0

- Deleted: k
- Deleted: k
- Deleted: k
- Deleted: $TL_{365} = \text{£}200k$
- Deleted: $NI_{365} = \text{£}50k$
- Deleted: k
- Deleted: k
- Deleted: k

With $\sum_{d=1}^{364} IBC_d$ assumed to be £432,000,000 for the previous 364 days, it is possible to calculate Forecast Balancing Services Cost (FBC_{365}) from the outturn to date as follows:

$$FBC_{365} = \frac{\sum_{k=1}^{d=365} IBC_k}{\sum_{k=1}^{d=365} PFT_k} * NDS$$

$$= \frac{\text{£}432,000,000 + \text{£}1,050,000}{365} * 365$$

$$= \text{£}433,050,000$$

Comment [t25]: Calculation updated

The values of SF_t , M_t and CB_t can now be read off table BS1. As FBC_{365} is £433,050,000, SF_t is now 0.25, M_t is £500,000,000 and CB_t is 0. Therefore $FYIncpayEXT_{365}$ is calculated as follows:

$$FYIncpayEXT_{365} = SF_t * (M_t - FBC_{365}) + CB_t$$

$$= 0.25 * (\text{£}500,000,000 - \text{£}433,050,000) + \text{£}0$$

$$= \text{£}16,737,500$$

- Deleted: ex
- Deleted: k
- Deleted: ex
- Formatted: Subscript
- Deleted: BPext
- Deleted: 20
- Formatted: Subscript
- Deleted: OSext
- Formatted: Subscript
- Formatted: Subscript
- Deleted: 4
- Deleted: BPex
- Formatted: Subscript
- Deleted: k
- Deleted: OSext
- Formatted: Subscript
- Comment [t26]: Calculation updated
- Comment [t27]: Calculation updated

The external SO incentive payment for the entire duration of the incentive scheme ($FYIncpayEXT$) is then used to calculate the total incentive payment to date ($FKIncpayEXT$), shown as follows:

$$FKIncpayEXT_{365} = \frac{FYIncpayEXT_{365}}{NDS} * \sum_{k=1}^{d=365} PFT_k$$

$$= \frac{\text{£}16,737,500}{365} * 365$$

$$= \text{£}16,737,500$$

Where:

NDS = Number of days in the incentive scheme

In this case the incentive payment is positive (£16,737,500) i.e. a payment to The Company. As this is the last day of the scheme this represents the overall incentive payment due to The Company i.e. with reference to the graph with Table BS1 25% of the difference between £500,000,000 and £433,050,000.

Again, the final step is to calculate today's external incentive payment (IncpayEXT₃₆₅ for day 365), shown as follows:

It has been assumed that the total incentive payments for the previous 364 days ($\sum_{k=0}^{d-1=364} IncpayEXT_k$) is £16,461,800.

$$\begin{aligned}
 IncpayEXT_{365} &= FKIncpayEXT_{365} - \sum_{k=0}^{d-1=364} IncpayEXT_k \\
 &= £16,737,500 - £16,461,800 \\
 &= £275,700
 \end{aligned}$$

The costs of the external SO Settlement Period variables are as follows:

CSOBM = £14,583
 BSCCV = £3,125

RFIIR₃₆₅, ROV₃₆₅, BSFS₃₆₅, NC₃₆₅ and IONT₃₆₅ are all zero.

The costs of the external SO Settlement Day variables are as follows:

IncpayEXT = £275,700
 BSCCA = £200,000
 ET = £0
 OM = £0

$$\begin{aligned}
 BSUoSEXT_{365} &= £14,583 + £3,125 + (£275,700 + £200,000 + £0k - £0k + £0k + £0k + £0k + £0k + £0k) / 48 \\
 &= £14,583 + £3,125 + £9,910 \\
 &= £27,618
 \end{aligned}$$

Annual internal SO costs assumed for this example have been listed in Table BS2 above.

RPIF_t = 1

$$\begin{aligned}
 BSUoSINT_{1365} &= [(£75,873,280 + £18,250,000 + £18,250,000) / 365] * 1 / 48 \\
 &= £6,414
 \end{aligned}$$

- Deleted: external
- Deleted: 2
- Deleted: 20k
- Deleted: 40
- Deleted: k
- Deleted: 200k
- Deleted: ($\sum_{k=0}^{d-1=364} IncpayEXT_k$)
- Deleted: 2
- Deleted: 6,237
- Deleted: 4
- Formatted: Font: Arial, 11 pt, Lowered by 14 pt
- Comment [t28]: Calculation updated
- Deleted: Calculation of the Daily Internal BSUoS Charge
- Again, the first step is to calculate the forecast SO internal cost for day 365 (FSOINT₃₆₅).
- To carry this out, The Company will forecast monthly incentivised SO operating costs (CSOOC) and profile them to a daily basis. For this illustration, monthly costs for the final month of the scheme (March in our example) are assumed to be £4,000k, profiled down to a daily forecast of £129,032 (£4,000k divided by 31).
- If FSOINT₃₆₄ is assumed to be £52,000k, the calculation of the forecast SO internal operating cost (FSOINT₃₆₅) is shown as follows:
- Formatted: Left
- Formatted: Subscript
- Formatted: Subscript
- Formatted: Subscript
- Formatted: Subscript
- Formatted: Subscript
- Deleted:
- Deleted: 482
- Deleted: 6
- Deleted: k
- Deleted: k
- Deleted: k
- Comment [t29]: Calculation updated
- Formatted: Left
- Comment [t30]: Calculation updated
- Formatted: Font: Arial, 11 pt, Lowered by 15 pt

Calculating the Total Balancing Services Use of System (BSUoS) charge for a Settlement Period j

The final step is to calculate the Total Balancing Services Use of System (BSUoS_{TOT,1365}) for Settlement Period 1 on Settlement Day 365

$$\begin{aligned}
 BSUoS_{TOT,1,365} &= BSUoS_{EXT,1,365} + BSUoS_{INT,1,365} \\
 &= £27,618 + £6,414 \\
 &= £34,032
 \end{aligned}$$

Deleted: Calculating the Internal Balancing Services Use of System (BSUoS) charge for a Settlement Period j

The Internal Balancing Services Use of System (BSUoS) charge for Settlement Period 1 of Settlement Day 365 can now be calculated using the following formula:

$$BSUoS_{INT,1,365} = (CSOC_{365} + I * \left\{ \sum^+ (QM_{i,1,365} * TLM_{i,1,365}) \right\}$$

As with the external BSUoS charge, for simplicity, the BM Unit Metered Volume (QM_i) is assumed to be the same in all half hour Settlement Periods in a Settlement Day (1/48).

The Settlement Day 365 costs of the internal SO cost variables assigned to Settlement Period 1 (based on values from Table BS3) are as follows:

$$BSUoS_{INT,1,365} = (£129$$

Comment [t31]: Calculation updated

Table 9.2 below summarises the annual SO Internal cost variables for Financial Year 2010/11 as set out in the Transmission Licence

Table 9.2

Internal SO Cost Variable		Annual Cost Target (£m)
CSOC*	CSOOC	55.2
	CSOCEC	16.9
NC*	NSOC	1.6
	BI	3.2
	T	2.5
	P	15.0
	ON	1.0
IAT, IONT		0.0

[* in 2010/11 prices]

Where

$$CSOC = CSOOC + CSOCEC$$

$$NC = (NSOC + BI + T + P + ON)$$

Calculation of the daily Internal Incentive Payment ($IncPayINT_d$)

In respect of each Settlement Day d , $IncPayINT_d$ is calculated as the difference between the overall total incentive payment ($FKIncPayINT_d$) due to that date and the overall incentive payment made up to the previous day ($\sum_{k=0}^{d-1} IncPayINT_k$) plus the daily cost of Manifest Errors and Special Provisions:

$$IncPayINT_d = (FKIncPayINT_d - \sum_{k=0}^{d-1} IncPayINT_k) + MESP_d$$

The forecast incentive payment made to date (from the commencement of the scheme) ($FKIncPayINT_d$) is calculated as the ratio of total forecast internal incentive payment across the duration of the scheme ($FYIncPayINT$): the number of days in the scheme, multiplied by the sum of the profiling factors to date.

$$FKIncPayINT_d = \frac{FYIncPayINT_d}{NDS} * \sum_{k=1}^d PFT_k$$

The Company daily Internal incentive payments ($IncPayINT_d$) are calculated by comparing the Daily Incentivised internal operating costs ($FSOINT_d$) against the Daily Internal Scheme Target ($PTint$) to set the Sharing Factor ($SFint$). Table 9.3 shows the respective values of these variables (in 2010/11 forecast prices).

$$FYIncPayINT_d = (PT\ int - FSOINT_d) * SF\ int$$

Page Break

Table 9.3

FSOINT _d (£)	PTint (£)	SFint
FSOINT _d < 55,262,715	55,262,715	0.15
FSOINT _d => 55,262,715	55,262,715	0.15

In respect of each Settlement Day d, the forecast incentivised internal controllable System Operator operating cost (FSOINT_d) will be calculated as follows:

$$FSOINT_d = \frac{\sum_{k=1}^d CSOOC_k}{\sum_{k=1}^d PFT_k} * NDS$$

Where:

NDS: Number of days in Scheme.

The SO incentivised internal capital expenditure associated with balancing services activities (CSOCEC) is subject to fixed sharing factors at 15% upside and downside, to be applied each year to capital expenditure incurred which could then be added to the internal regulatory asset value (RAV).

Manifest Errors and Special Provisions for IT system failures

The Company may, in certain circumstances, be required to pay compensation to BSC Parties as a result either of Manifest Errors or Special Provisions (collectively referred to as Contingency Provisions). For the avoidance of doubt charges for calling a manifest error are excluded.

An incentivised cost-recovery mechanism for such costs has been included within the internal System Operator BSUoS charge element. This cost-recovery mechanism operates on a monthly basis and provides that The Company is exposed to 40% of any Contingency Provision costs invoiced to it in any month, subject to an overall monthly cap on its exposure of £250,000*.

Thus, if the Contingency Provision costs incurred exceed £625,000* (£250,000*/0.4) in any month, The Company will be allowed to recover 60% of the costs it incurs up to £625,000*, and all the costs

* Subject to the indexation provisions given in the Transmission Licence

in excess of £625,000*. If costs are less than £625,000* then The Company will recover 60% of these costs.

The Company will calculate any allowable revenue associated with Contingency Provisions based on the invoices received in any particular month. The monthly revenue will then be recovered equally over the days in the following month. An invoice for the final month of the incentive scheme will be recovered in via the following incentive scheme in the next Financial Year.

The monthly cost associated with Manifest Errors and Special Provisions (CP_m) are subject to a monthly incentivised cost recovery mechanism based on a monthly Contingency Provision sharing factor (CSF_m) and an offset for Contingency Provisions (OS_m). The daily cost ($MESP_d$) is calculated as follows:

$$MESP_d = \frac{(1 - CSF_m)(CP_m - OS_m)}{NDM}$$

NDM = Number of Settlement Days in the calendar month over which these costs are recovered.

The values for the 2010/11 scheme, in 2007/08 forecast prices as given in the Transmission Licence, are shown in the table below.

Table 9.4

CP_m	CSF_m	OS_m
$0 \leq CP_m < £625,000$	0.4	£0
$CP_m > £625,000$	0	£250,000

-----Page Break-----

Calculation of the Daily Internal SO Incentive Scheme Payment

To carry this out, The Company will forecast monthly incentivised SO operating costs (CSOOC) and profile them to a daily basis. For this illustration, monthly costs for the first month of the scheme (April in our example) are assumed to be **£4,500k**, profiled down to a daily forecast of **£150k** (£450,000k divided by 30).

The calculation of the forecast SO internal operating cost for day one ($FSOINT_1$) is shown as follows:

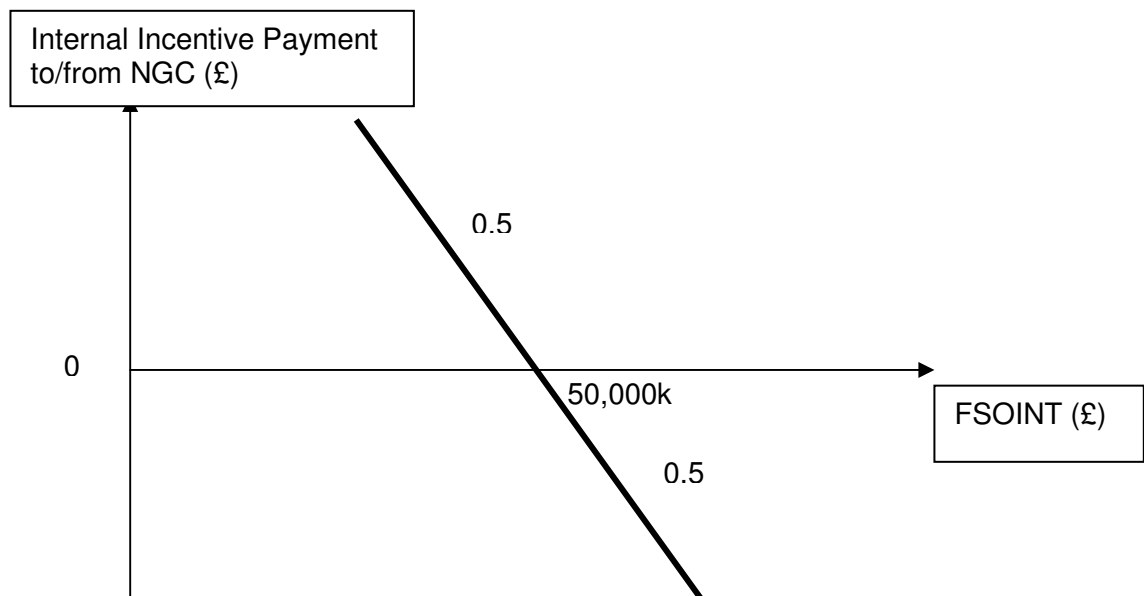
$$\begin{aligned}
 FSOINT_1 &= \frac{\sum_{k=1}^{d=1} CSOOC_k}{\sum_{k=1}^{d=1} PFT_k} * NDS \\
 &= \frac{\pounds 150k}{1} * 365 \\
 &= \pounds 54,750k
 \end{aligned}$$

The relevant value of the **internal** incentive payment (FYIncpayINT₁) can then be calculated by reference to Table BS2 (figures shown for illustration only) and the selection and application of the appropriate sharing factors and offset dependent upon the value of the forecast incentivised internal SO operating cost (FSOINT).

Table BS2

FSOINT	Ptint	SFint
FSOINT < £50,000k	£50,000k	0.5
FSOINT = £50,000k	£50,000k	0
FSOINT > £50,000k	£50,000k	0.5

The table describes the internal incentive scheme which can also be illustrated by the graph below.



Using the forecast internal operating cost for day one (FSOINT₁), the internal incentive payment for the duration of the scheme (FYIncpayINT₁) is calculated as follows:

$$\begin{aligned} FYIncPayINT_1 &= (PT_{int} - FSOINT_1) * SF_{int} \\ &= (£50,000k - £54,750k) * 0.5 \\ &= -£2,375k \end{aligned}$$

-----Page Break-----

The forecast internal SO incentive payment for the duration of the scheme (FYIncpayINT₁) can then be used to calculate the forecast incentive payment to date (FKIncpayINT₁), shown as follows:

$$\begin{aligned} FKIncpayINT_1 &= \frac{FYIncpayINT_1}{NDS} * \sum_{k=1}^{d-1} PFT_k \\ &= \frac{-£2,375k}{365} * 1 \\ &= -£6,507 \end{aligned}$$

The final step is to calculate the Internal incentive payment (IncpayINT₁ for day one):

$$\begin{aligned} IncpayINT_1 &= (FKIncpayINT_1 - \sum_{k=0}^{d-1} IncpayINT_k) + MESP_1 \\ &= (£6,507 - £0) + £0 \\ &= -£6,507 \end{aligned}$$

The costs associated with Manifest Errors and Special Provisions for day 1 (MESP₁) are assumed to be zero.

Page 17: [5] Deleted		tushar.singh	15/01/2014 13:07:00
NSOC		30	
P		1	
BI		4	
ON		3	
IAT, IONT		0	

Page 19: [6] Deleted		tushar.singh	15/01/2014 13:27:00
----------------------	--	--------------	---------------------

Calculation of the Daily Internal SO Incentive Scheme Payment

The first step is to calculate the forecast SO internal cost for day two (FSOINT₂). The same forecast of **£150k** for daily incentivised SO operating costs (CSOOC) used for day one is used for day two.

The calculation of the forecast SO internal cost (FSOINT₂) is shown as follows:

$$\begin{aligned}
FSOINT_2 &= \frac{\sum_{k=1}^{d=2} CSOOC_k}{\sum_{k=1}^{d=2} PFT_k} * NDS \\
&= \frac{(\pounds 150,000 + \pounds 150,000)}{2} * 365 \\
&= \pounds 54,750k
\end{aligned}$$

Using the forecast SO internal cost ($FSOINT_2$), the forecast internal SO incentive payment for the duration of the scheme ($FYIncPayINT_2$) can be calculated as follows (with reference to the values in Table BS2).

$$\begin{aligned}
FYIncPayINT_2 &= (PT\ int - FSOINT_2) * SF\ int \\
&= (\pounds 50,000k - \pounds 54,750k) * 0.5 \\
&= -\pounds 2,375k
\end{aligned}$$

The forecast internal SO incentive payment for the duration of the scheme ($FYIncPayINT_2$) can then be used to calculate the forecast incentive payment to date ($FKIncPayINT_2$), shown as follows:

$$\begin{aligned}
FKIncPayINT_2 &= \frac{FYIncPayINT_2}{NDS} * \sum_{k=1}^{d=2} PFT_k \\
&= \frac{-\pounds 2,375k}{365} * 2 \\
&= -\pounds 13,014
\end{aligned}$$

The final step is to calculate the Internal incentive payment ($IncPayINT_2$ for day two).

$$\begin{aligned}
IncPayINT_2 &= (FKIncPayINT_2 - \sum_{k=0}^{d-1=1} IncPayINT_k) + MESP_2 \\
&= (-\pounds 13,014 - -\pounds 6,507) + \pounds 0 \\
&= -\pounds 6,507
\end{aligned}$$

The costs associated with Manifest Errors and Special Provisions for day 2 ($MESP_2$) are assumed to be zero.

As all of the internal cost variables are the same on day 1 as on day 2 the incentive payments for each of these days are identical.

Calculating the External Balancing Services Use of System (BSUoS) charge for a Settlement Period j

The External Balancing Services Use of System (BSUoS) charge for Settlement Period 1 of Settlement Day 2 can now be calculated using the following formula:

$$BSUoS_{EXT_{12}} = CSOBM_{12} + BSCCV_{12} + [(IncpayEXT_{12} + BSCCA_{12} + ET_{12} - OM_{12})$$

$$* \left\{ \left| \sum^+ (QM_{i12} * TLM_{i12}) \right| + \left| \sum^- (QM_{i12} * TLM_{i12}) \right| \right\} / \sum_{j \in 2} \left\{ \left| \sum^+ (QM_{ij2} * TLM_{ij2}) \right| + \left| \sum^- (QM_{ij2} * TLM_{ij2}) \right| \right\}]$$

As with day one, for simplicity, the BM Unit Metered Volume (QM_{ij}) is assumed to be the same in all half hour Settlement Periods in a Settlement Day. Therefore the daily BSUoS charge will be evenly allocated to each Settlement Period (1/48).

Page 19: [7] Deleted

tushar.singh

15/01/2014 13:26:00

Calculating the Internal Balancing Services Use of System (BSUoS) charge for a Settlement Period j

The Internal Balancing Services Use of System (BSUoS) charge for Settlement Period 1 on Settlement Day 2 can now be calculated using the following formula:

$$BSUoS_{INT_{12}} = (CSOC_2 + IncpayINT_2 + NSOC_2 + IAT_2 + BI_2 + ON_2 + IONT_2)$$

$$* \left\{ \left| \sum^+ (QM_{i12} * TLM_{i12}) \right| + \left| \sum^- (QM_{i12} * TLM_{i12}) \right| \right\} / \sum_{j \in 2} \left\{ \left| \sum^+ (QM_{ij2} * TLM_{ij2}) \right| + \left| \sum^- (QM_{ij2} * TLM_{ij2}) \right| \right\}$$

As with the external BSUoS charge, for simplicity, the BM Unit Metered Volume (QM_{ij}) is assumed to be the same in all half hour Settlement Periods in a Settlement Day (1/48).

The Settlement Day 2 costs of the internal SO cost variables assigned to Settlement period 1 (based on values from Table BS3) are as follows:

$$BSUoS_{INT_{12}} = (£150k + (-£6507) + £24,657 + £13,699 + £82,192 + £2,740 + £0 + £32876 + £0 + £0 + £0 + £0) = £6414$$

Page 22: [8] Deleted

tushar.singh

15/01/2014 13:59:00

Calculation of the Daily Internal BSUoS Charge

Again, the first step is to calculate the forecast SO internal cost for day 365 (FSOINT₃₆₅).

To carry this out, The Company will forecast monthly incentivised SO operating costs (CSOOC) and profile them to a daily basis. For this illustration, monthly costs for the final month of the scheme (March in our example) are assumed to be **£4,000k**, profiled down to a daily forecast of **£129,032** (£4,000k divided by 31).

If FSOINT₃₆₄ is assumed to be £52,000k, the calculation of the forecast SO internal operating cost (FSOINT₃₆₅) is shown as follows:

$$\begin{aligned}
FSOINT_{365} &= \frac{\sum_{k=1}^{d=365} CSOOC_k}{\sum_{k=1}^{d=365} PFT_k} * NDS \\
&= \frac{\pounds 52,000k + \pounds 129,032}{365} * 365 \\
&= \pounds 52,129,032
\end{aligned}$$

Using the forecast SO internal operating cost ($FSOINT_{365}$), the forecast internal SO incentive payment for the duration of the scheme ($FYIncPayINT_{365}$) can be calculated as follows:

$$\begin{aligned}
FYIncPayINT_{365} &= (PT_{int} - FSOINT_{365}) * SF_{int} \\
&= (\pounds 50,000,000 - \pounds 52,129,032) * 0.5 \\
&= -\pounds 1,064,516
\end{aligned}$$

The forecast internal SO incentive payment for the duration of the scheme ($FYIncPayINT_{365}$) can then be used to calculate the forecast incentive payment to date ($FKIncPayINT_{365}$), shown as follows:

$$\begin{aligned}
FKIncPayINT_{365} &= \frac{FYIncPayINT_{365}}{NDS} * \sum_{k=1}^{d=365} PFT_k \\
&= \frac{-\pounds 1,064,516}{365} * 365 \\
&= -\pounds 1,064,516
\end{aligned}$$

In this case the incentive payment is negative (-£1,065k) i.e. a payment from The Company. As this is the last day of the scheme this represents the overall incentive payment due from The Company i.e. with reference to the graph with Table BS2 50% of the difference between £50,000k and £52,129k.

The final step is to calculate the Internal incentive payment ($IncPayINT_{365}$ for day 365). It has been assumed that the total incentive payments for the previous 364 days ($\sum_{k=0}^{364} IncPayINT_k$) is £1,056,145.

$$\begin{aligned}
IncPayINT_{365} &= (FKIncPayINT_{365} - \sum_{k=1}^{d-1=364} IncPayINT_k) + MESP_{365} \\
&= (-\pounds 1,064,516 - -\pounds 1,056,145) + \pounds 0 \\
&= -\pounds 8,371
\end{aligned}$$

The costs associated with Manifest Errors and Special Provisions for day 365 ($MESP_{365}$) are assumed to be zero.

Calculating the External Balancing Services Use of System (BSUoS) charge for a Settlement Period j

The External Balancing Services Use of System (BSUoS) charge for Settlement Period 1 of Settlement Day 365 can now be calculated using the following formula:

$$BSUoS_{EXT} \text{ }_{1365} = CSOBM \text{ }_{1365} + BSCCV \text{ }_{1365} + [(IncpayEXT \text{ }_{365} + BSCCA \text{ }_{365} + ET \text{ }_{365} - OM \text{ }_{365})$$

$$* \{ \left| \sum^+ (QM \text{ }_{i1365} * TLM \text{ }_{i1365}) \right| + \left| \sum^- (QM \text{ }_{i1365} * TLM \text{ }_{i1365}) \right| \} / \sum_{j \in 365} \{ \left| \sum^+ (QM \text{ }_{ij365} * TLM \text{ }_{ij365}) \right| + \left| \sum^- (QM \text{ }_{ij365} * TLM \text{ }_{ij365}) \right| \}$$

As with day one, for simplicity, the BM Unit Metered Volume (QM_{ij}) is assumed to be the same in all half hour Settlement Periods in a Settlement Day (1/48).