

# Fast Reserve

## Market Information for Tenders for November 2013

National Grid publishes this information, in order to inform potential participants for the Fast Reserve tender round for November 2013.

### Fast Reserve Availability

Our indicative requirement for Fast Reserve in November 2013 is shown on a Settlement Period basis in Figure 1. This requirement covers weekdays, Saturdays, Sundays and Bank Holidays.

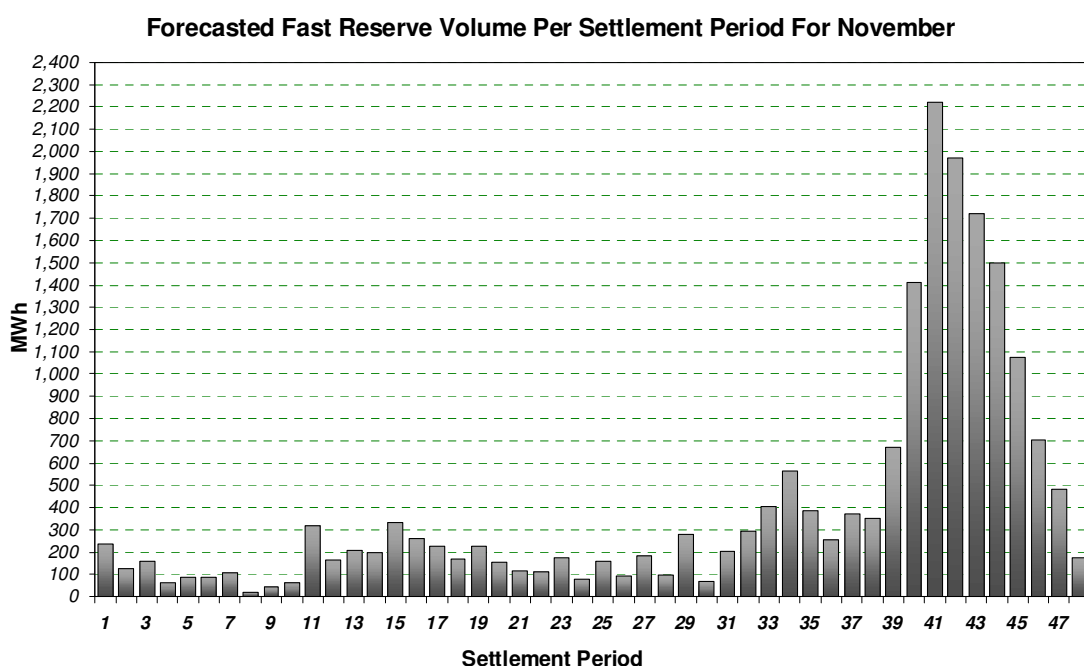


Figure 1

Figure 1 gives an indication of the times of day when Fast Reserve is most useful to National Grid. The actual amount of Fast Reserve "holding" varies from day to day, according to system conditions. In general, it might be good to have around 300 to 400MW of fast reserve service contracted during daytime period.

### Fast Reserve Utilisation

The following BM information is based on the aggregate of Offers plus Bids accepted to provide Fast Reserve or an equivalent service. Note that the data for September 2013 contains both out-turn and forecast.

Figure 2 shows the daily utilisation of Fast Reserve in the BM and elsewhere during August 2013 and September 2013.

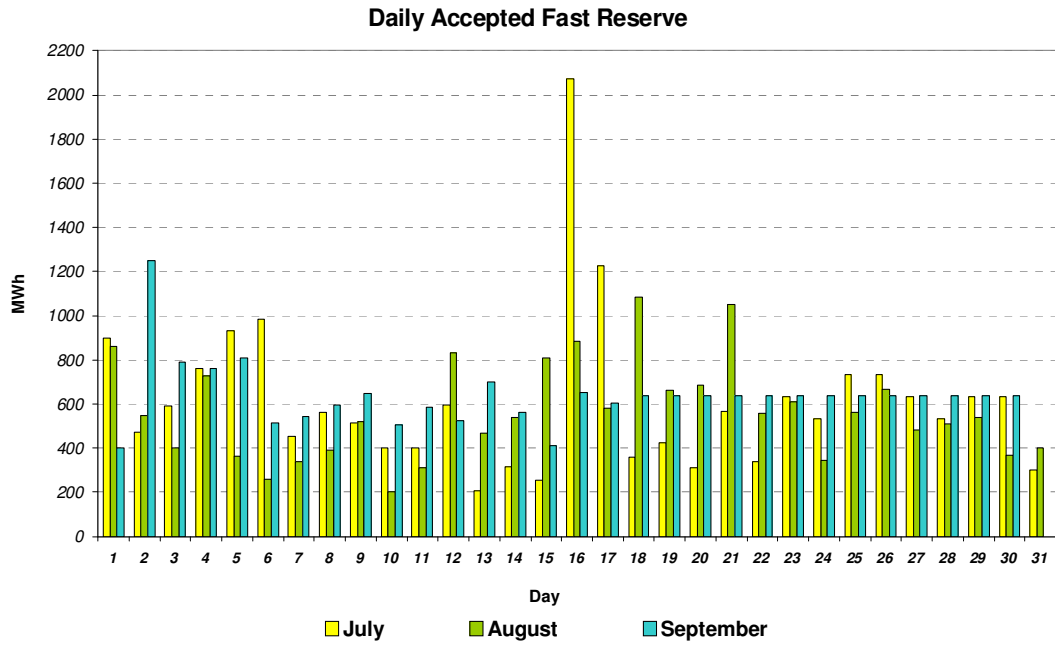


Figure 2

Figure 3 represents this data as total utilisation by Settlement Period across each month. This shows the daily profile of Fast Reserve utilisation.

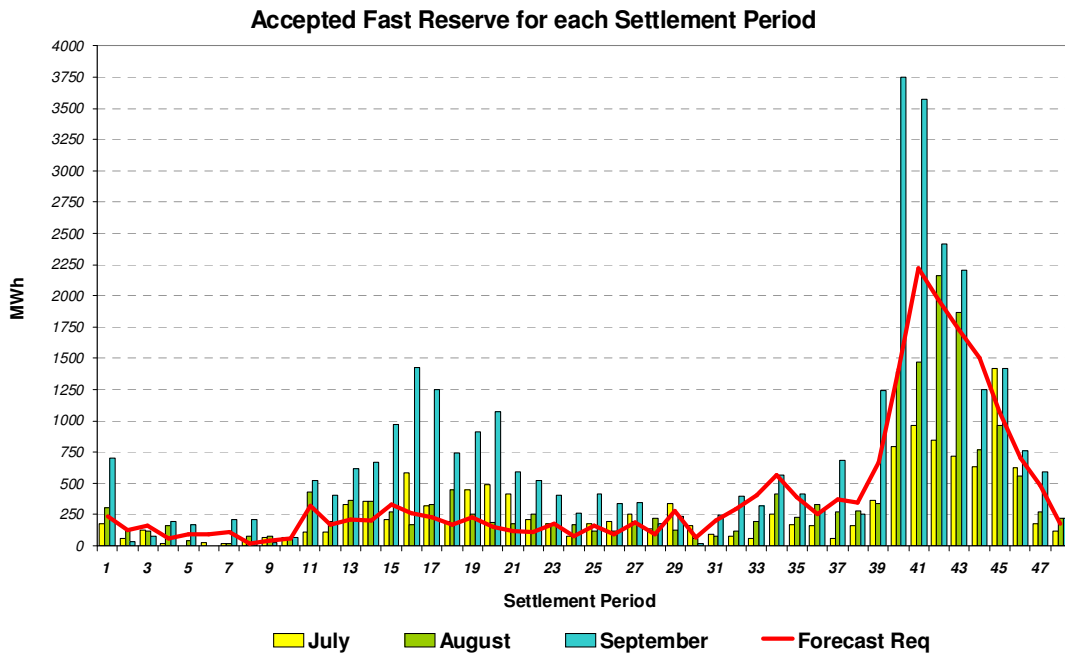


Figure 3

Figure 4 represents the same historical data, as an average utilisation price per Settlement Period for each month.

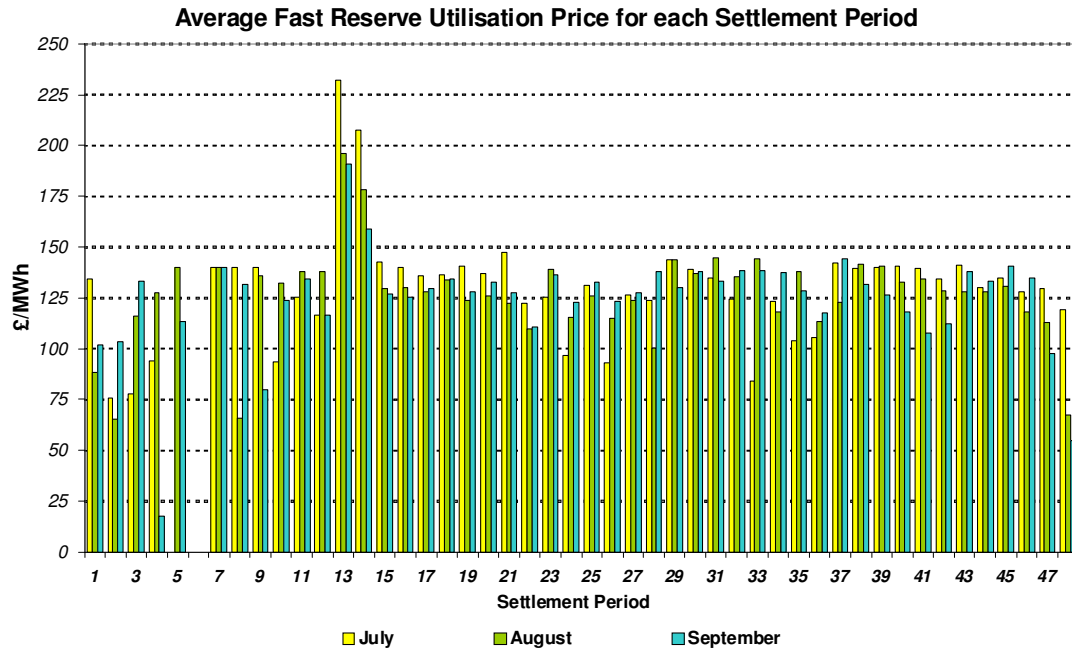


Figure 4

Finally, the same data is used in Figure 5, below, to show the profile of total Fast Reserve utilisation expenditure per Settlement Period for each month.

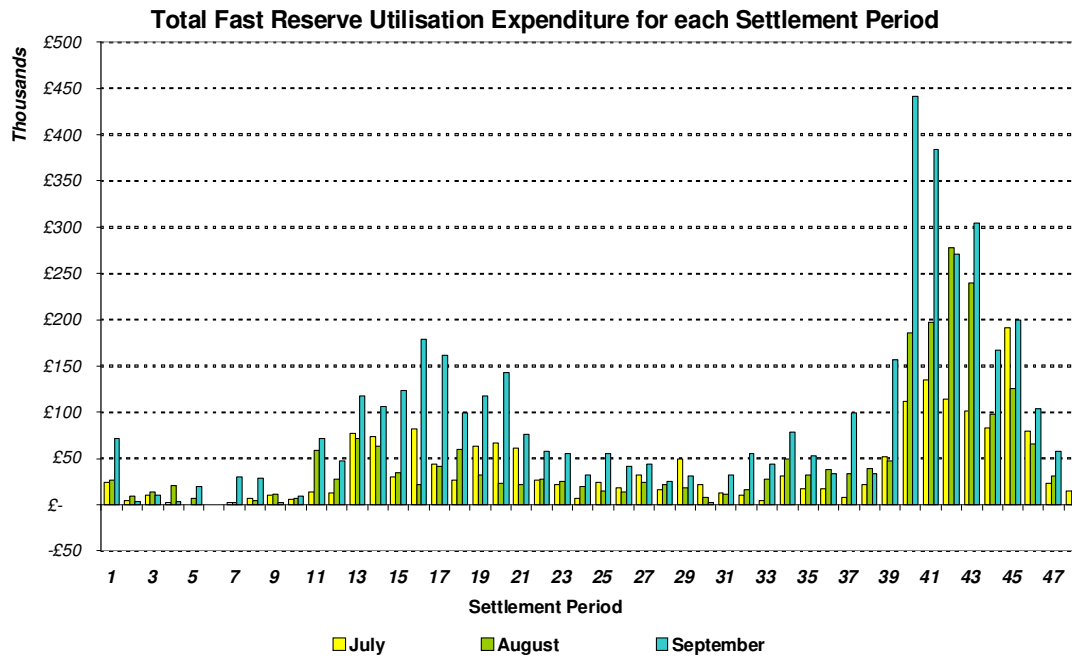


Figure 5

The total volumes of Fast Reserve utilisation of 15.93 GWh for August 2013 and 17.5 GWh for September 2013, broken down into price bands are as follows:

August 2013	Price band (£/MWh)	Volume (MWh)	Average Price (£/MWh)	Cost (£m)
<b>OFFERS</b>	2000 to 99999	0	n/a	n/a
	1000 to 2000	0	n/a	n/a
	500 to 1000	14	600	0.008
	300 to 500	0	n/a	n/a
	150 to 300	1,912	186	0.356
	0 to 150	13,549	138	1.871
<b>Total Offers</b>		<b>15.48 GWh</b>		<b>2.23 £m</b>
<b>BIDS</b>	0 to -150	-460	-92	0.042
	-150 to -300	0	n/a	n/a
	-300 to -500	0	n/a	n/a
	--500 to -1000	0	n/a	n/a
	-1000 to -2000	0	n/a	n/a
	-2000 to -99999	0	n/a	n/a
<b>Total Bids</b>		<b>-0.46 GWh</b>		<b>0.04 £m</b>
<b>Total (Offers + Bids)</b>		<b>15.93 GWh</b>		<b>2.28 £m</b>

September 2013	Price band (£/MWh)	Volume (MWh)	Average Price (£/MWh)	Cost (£m)
<b>OFFERS</b>	2000 to 99999	0	n/a	n/a
	1000 to 2000	0	n/a	n/a
	500 to 1000	0	n/a	n/a
	300 to 500	0	n/a	n/a
	150 to 300	1,689	314	0.531
	0 to 150	15,620	242	3.784
<b>Total Offers</b>		<b>17.31 GWh</b>		<b>4.31 £m</b>
<b>BIDS</b>	0 to -150	-192	-144	0.028
	-150 to -300	0	n/a	n/a
	-300 to -500	0	n/a	n/a
	--500 to -1000	0	n/a	n/a
	-1000 to -2000	0	n/a	n/a
	-2000 to -99999	0	n/a	n/a
<b>Total Bids</b>		<b>-0.19 GWh</b>		<b>0.03 £m</b>
<b>Total (Offers + Bids)</b>		<b>17.5 GWh</b>		<b>4.34 £m</b>

For the month of November 2013, single month tenders and multi-month tenders from eligible Service Providers for firm Fast Reserve should be submitted to National Grid by **Tuesday 01 October 2013** (business day 1). National Grid will notify Service Providers of the outcome of the tender assessment by **Wednesday 16 October 2013** (business day 12).

Tenders should be sent by post for the attention of:

Bea Ennim  
Market Operation  
National Grid Electricity Transmission plc  
National Grid House  
Warwick Technology Park  
Gallows Hill  
Warwick, CV34 6DA