

Fast Reserve

Market Information for Tenders for January 2014

National Grid publishes this information, in order to inform potential participants for the Fast Reserve tender round for January 2014.

Fast Reserve Availability

Our indicative requirement for Fast Reserve in January 2014 is shown on a Settlement Period basis in Figure 1. This requirement covers weekdays, Saturdays, Sundays and Bank Holidays.

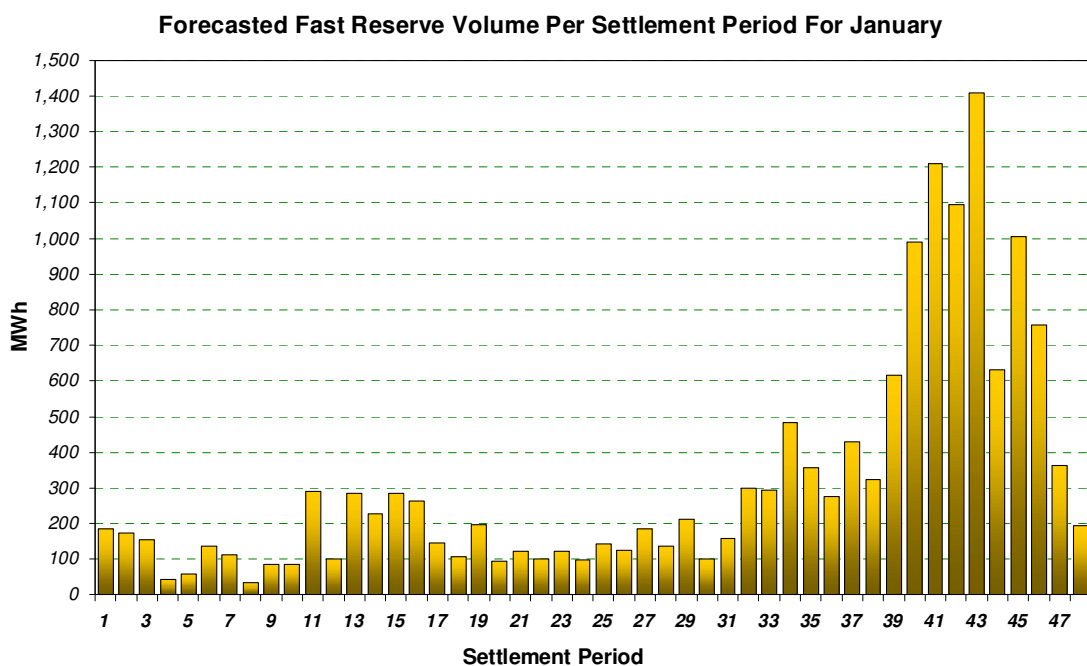


Figure 1

Figure 1 gives an indication of the times of day when Fast Reserve is most useful to National Grid. The actual amount of Fast Reserve "holding" varies from day to day, according to system conditions. In general, it might be good to have around 300 to 400MW of fast reserve service contracted during daytime period.

Fast Reserve Utilisation

The following BM information is based on the aggregate of Offers plus Bids accepted to provide Fast Reserve or an equivalent service. Note that the data for November 2013 contains both out-turn and forecast.

Figure 2 shows the daily utilisation of Fast Reserve in the BM and elsewhere during October 2013 and November 2013.

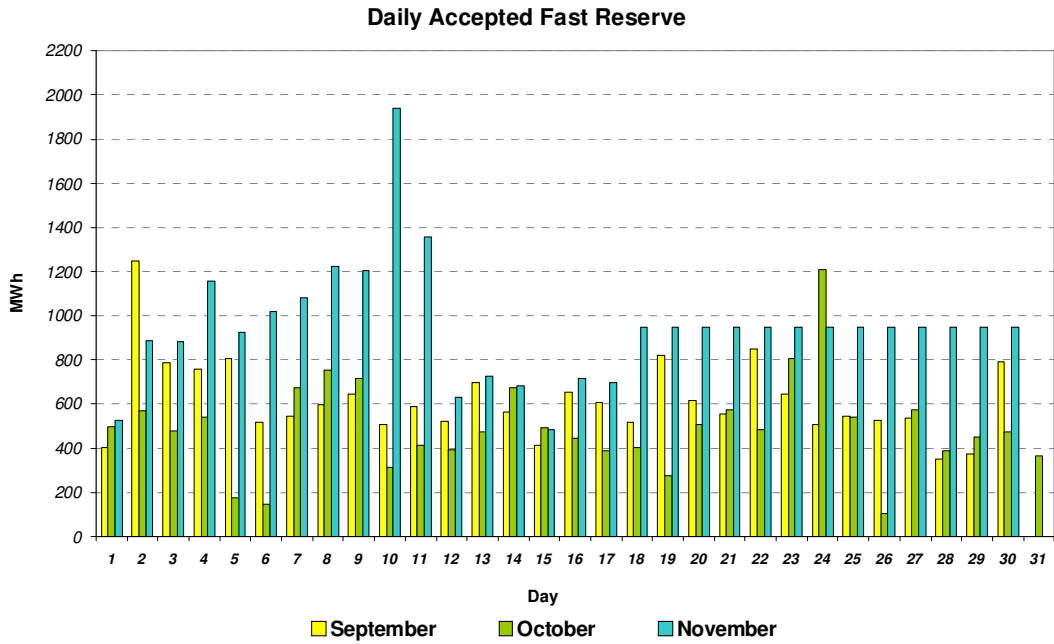


Figure 2

Figure 3 represents this data as total utilisation by Settlement Period across each month. This shows the daily profile of Fast Reserve utilisation.

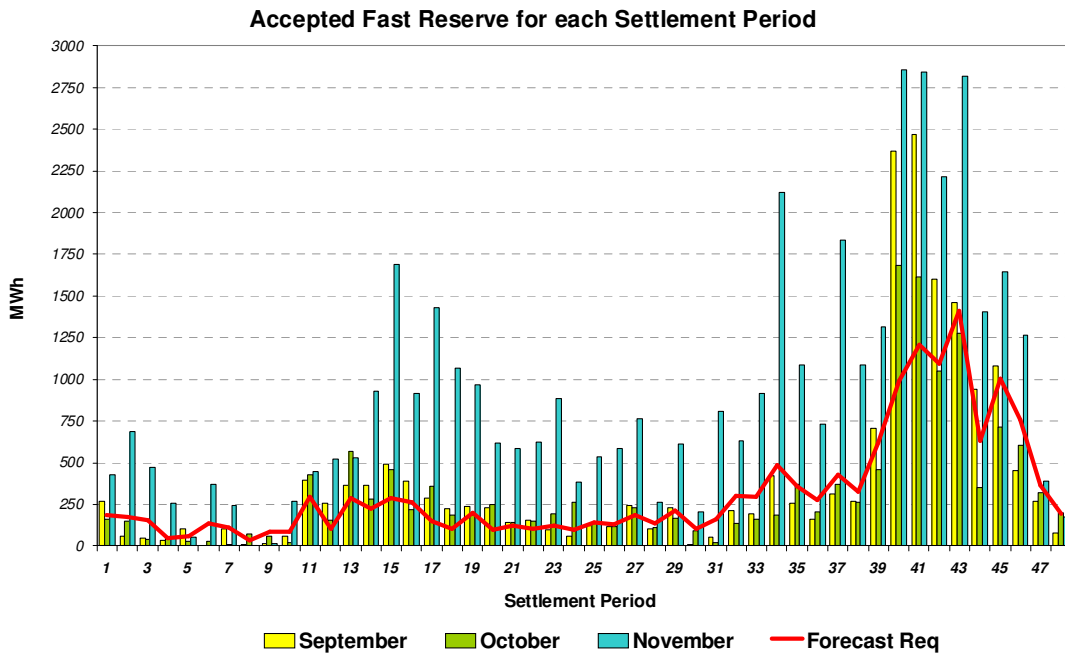


Figure 3

Figure 4 represents the same historical data, as an average utilisation price per Settlement Period for each month.

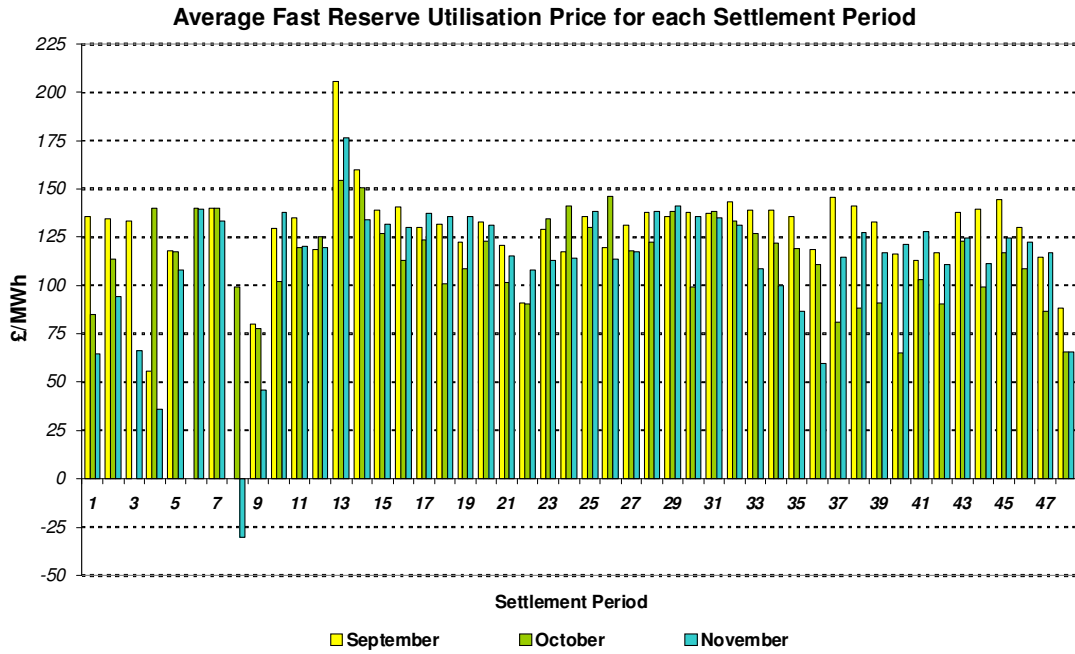


Figure 4

Finally, the same data is used in Figure 5, below, to show the profile of total Fast Reserve utilisation expenditure per Settlement Period for each month.

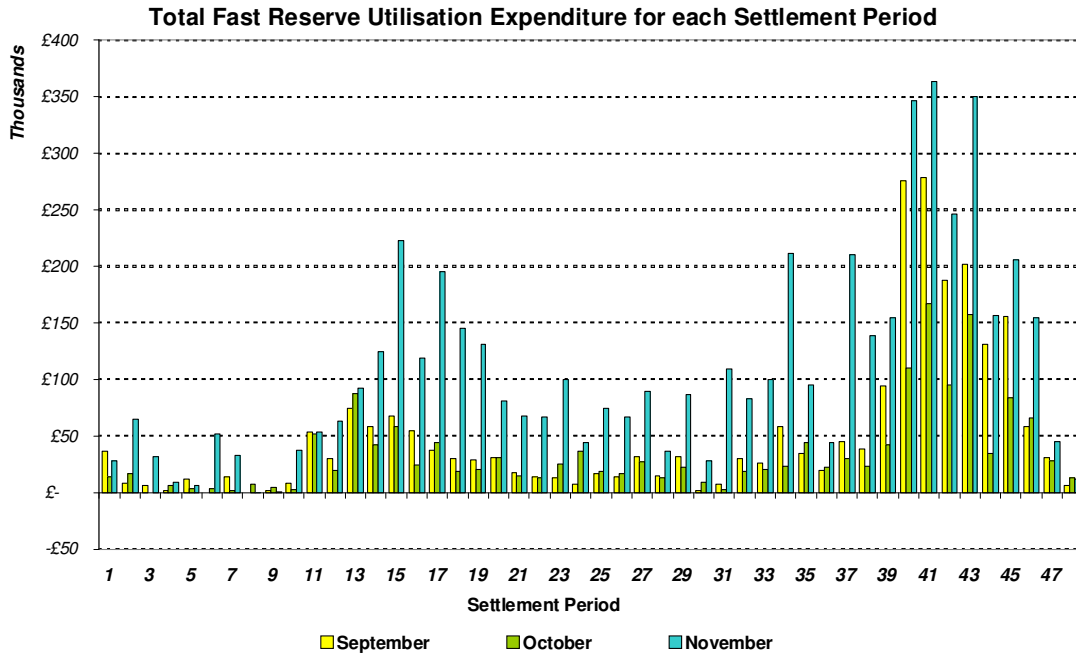


Figure 5

The total volumes of Fast Reserve utilisation of 11.63 GWh for October 2013 and 21.03 GWh for November 2013, broken down into price bands are as follows:

October 2013	Price band (£/MWh)	Volume (MWh)	Average Price (£/MWh)	Cost (£m)
OFFERS	2000 to 99999	0	n/a	n/a
	1000 to 2000	0	n/a	n/a
	500 to 1000	0	n/a	n/a
	300 to 500	0	n/a	n/a
	150 to 300	1,022	196	0.201
	0 to 150	10,172	139	1.415
Total Offers		11.19 GWh		1.62 £m
BIDS	0 to -150	-433	-121	0.052
	-150 to -300	0	n/a	n/a
	-300 to -500	0	n/a	n/a
	--500 to -1000	0	n/a	n/a
	-1000 to -2000	0	n/a	n/a
	-2000 to -99999	0	n/a	n/a
Total Bids		-0.43 GWh		0.05 £m
Total (Offers + Bids)		11.63 GWh		1.67 £m

November 2013	Price band (£/MWh)	Volume (MWh)	Average Price (£/MWh)	Cost (£m)
OFFERS	2000 to 99999	0	n/a	n/a
	1000 to 2000	0	n/a	n/a
	500 to 1000	0	n/a	n/a
	300 to 500	15	574	0.009
	150 to 300	1,471	328	0.482
	0 to 150	19,343	244	4.722
Total Offers		20.83 GWh		5.21 £m
BIDS	0 to -150	-199	-252	0.050
	-150 to -300	0	n/a	n/a
	-300 to -500	0	n/a	n/a
	--500 to -1000	0	n/a	n/a
	-1000 to -2000	0	n/a	n/a
	-2000 to -99999	0	n/a	n/a
Total Bids		-0.2 GWh		0.05 £m
Total (Offers + Bids)		21.03 GWh		5.26 £m

For the month of January 2014, single month tenders and multi-month tenders from eligible Service Providers for firm Fast Reserve should be submitted to National Grid by **Monday 02 December 2013** (business day 1). National Grid will notify Service Providers of the outcome of the tender assessment by **Tuesday 17 December 2013** (business day 12).

Tenders should be sent by post for the attention of:

Bea Ennim
Market Operation
National Grid Electricity Transmission plc
National Grid House
Warwick Technology Park
Gallows Hill
Warwick, CV34 6DA