

Fast Reserve

Market Information for Tenders for July 2014

National Grid publishes this information, in order to inform potential participants for the Fast Reserve tender round for July 2014.

Fast Reserve Availability

Our indicative requirement for Fast Reserve in July 2014 is shown on a Settlement Period basis in Figure 1. This requirement covers weekdays, Saturdays, Sundays and Bank Holidays.

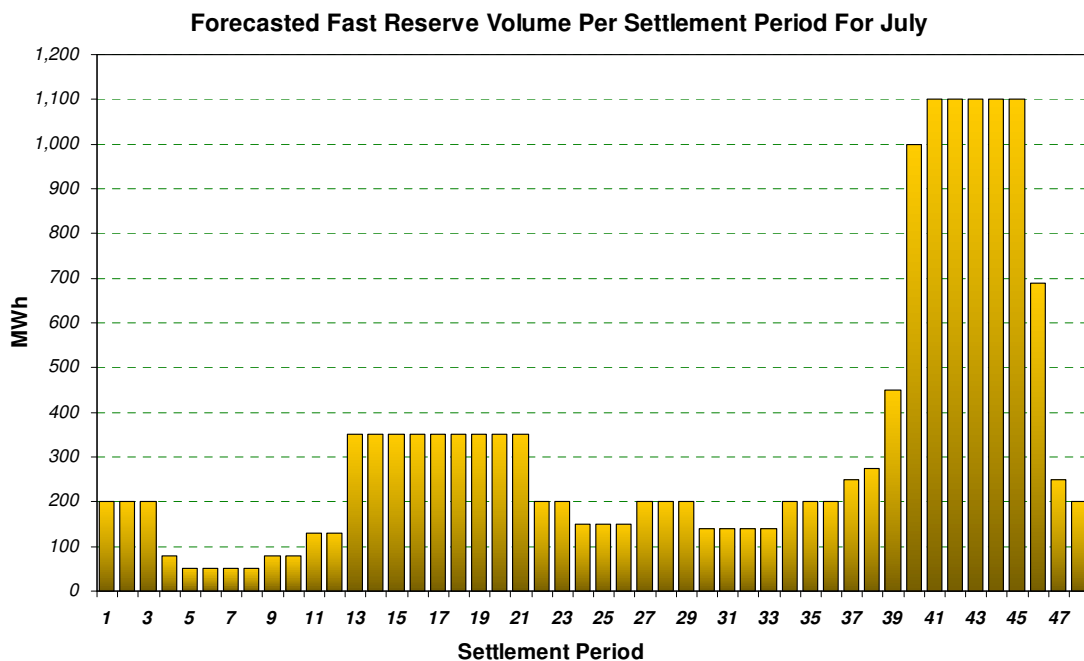


Figure 1

Figure 1 gives an indication of the times of day when Fast Reserve is most useful to National Grid. The actual amount of Fast Reserve "holding" varies from day to day, according to system conditions.

Fast Reserve Utilisation

The following BM information is based on the aggregate of Offers plus Bids accepted to provide Fast Reserve or an equivalent service. Note that the data for May 2014 contains both out-turn and forecast.

Figure 2 shows the daily utilisation of Fast Reserve in the BM and elsewhere during March 2014, April 2014 and May 2014.

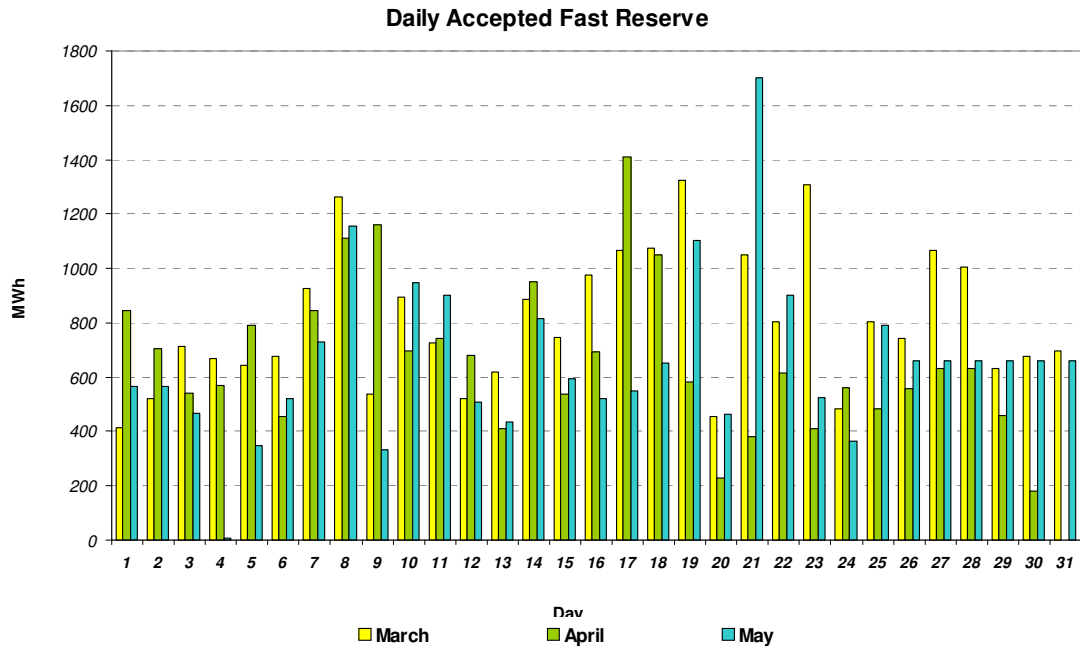


Figure 2

Figure 3 represents this data as total utilisation by Settlement Period across each month. This shows the daily profile of Fast Reserve utilisation.

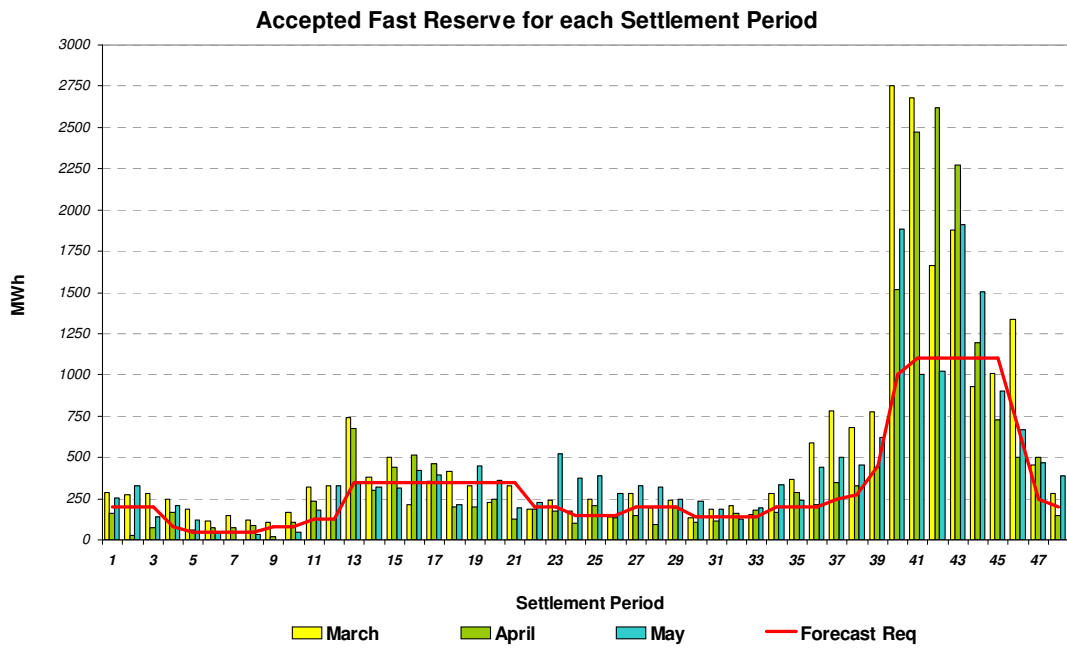


Figure 3

Figure 4 represents the same historical data, as an average utilisation price per Settlement Period for each month.

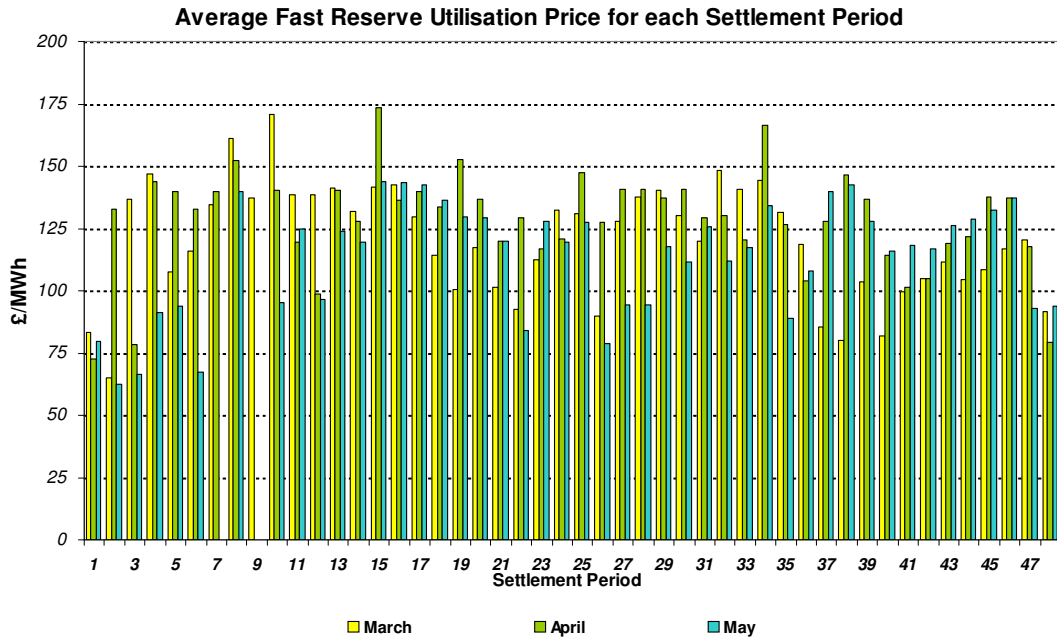


Figure 4

Finally, the same data is used in Figure 5, below, to show the profile of total Fast Reserve utilisation expenditure per Settlement Period for each month.

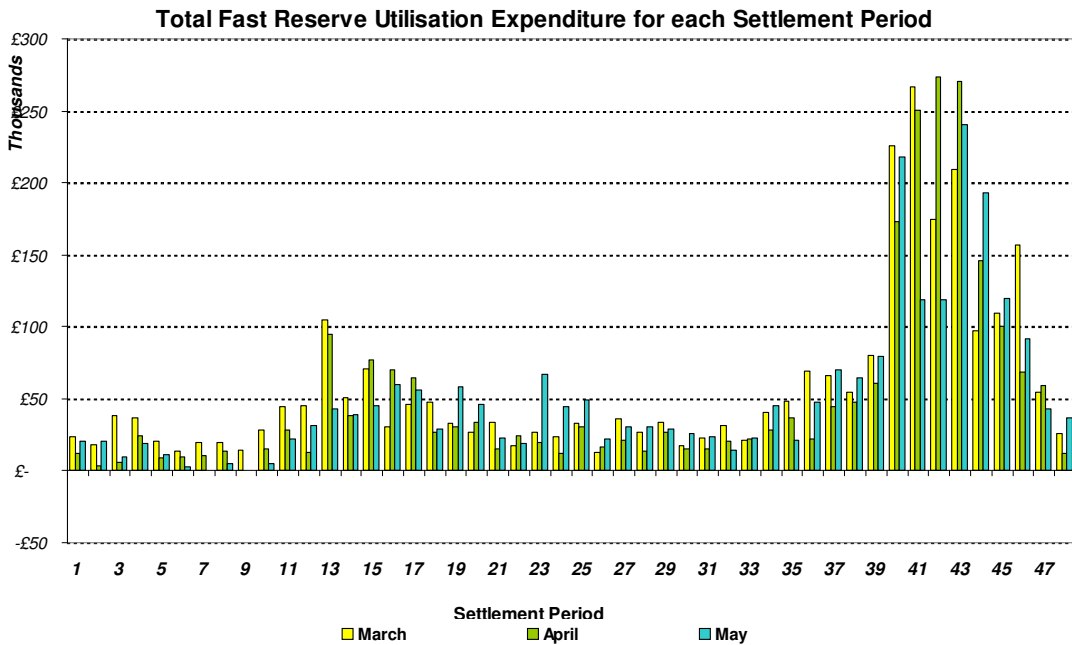


Figure 5

The total volumes of Fast Reserve utilisation of 16.98 GWh for April 2014 and 14.06 GWh for May 2014, broken down into price bands are as follows:

April 2014	Price band (£/MWh)	Volume (MWh)	Average Price (£/MWh)	Cost (£m)
OFFERS	2000 to 99999	0	n/a	n/a
	1000 to 2000	0	n/a	n/a
	500 to 1000	45	600	0.027
	300 to 500	0	n/a	n/a
	150 to 300	1,069	183	0.196
	0 to 150	15,595	141	2.198
Total Offers		16.71 GWh		2.42 £m
BIDS	0 to -150	-274	-141	0.039
	-150 to -300	0	n/a	n/a
	-300 to -500	0	n/a	n/a
	--500 to -1000	0	n/a	n/a
	-1000 to -2000	0	n/a	n/a
	-2000 to -99999	0	n/a	n/a
Total Bids		-0.27 GWh		0.04 £m
Total (Offers + Bids)		16.98 GWh		2.46 £m

May 2014	Price band (£/MWh)	Volume (MWh)	Average Price (£/MWh)	Cost (£m)
OFFERS	2000 to 99999	0	n/a	n/a
	1000 to 2000	0	n/a	n/a
	500 to 1000	0	n/a	n/a
	300 to 500	21	325	0.007
	150 to 300	636	173	0.110
	0 to 150	16,356	141	2.308
Total Offers		17.01 GWh		2.42 £m
BIDS	0 to -150	-420	-127	0.053
	-150 to -300	0	n/a	n/a
	-300 to -500	0	n/a	n/a
	--500 to -1000	0	n/a	n/a
	-1000 to -2000	0	n/a	n/a
	-2000 to -99999	0	n/a	n/a
Total Bids		-0.42 GWh		0.05 £m
Total (Offers + Bids)		17.43 GWh		2.48 £m

For the month of July 2014, single month tenders and multi-month tenders from eligible Service Providers for firm Fast Reserve should be submitted to National Grid by **Monday 02 June 2014** (business day 1). National Grid will notify Service Providers of the outcome of the tender assessment by **Tuesday 17 June 2014** (business day 12).

Tenders should be sent by post for the attention of:

Bea Ennim
Market Operation
National Grid Electricity Transmission plc
National Grid House
Warwick Technology Park
Gallows Hill
Warwick, CV34 6DA