

# National Electricity Transmission System Status Report

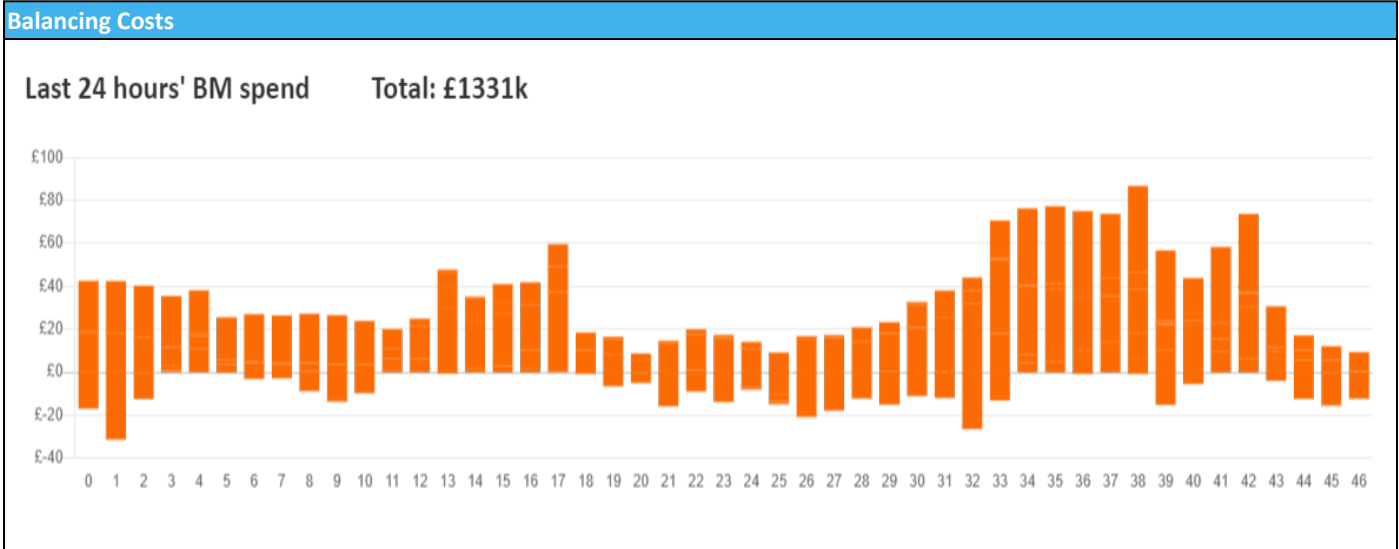


nationalgridESO

National Electricity Transmission System Status Report  
Wednesday 31 July 2024

Today's High Level Risk Status Forecast for the next 24h			
General Status		Voltage	
Demand		System Inertia	
System Margins		Weather	
Generation		Transmission	
Active Constraints			
<a href="#">System Warning</a>			

<a href="#">Today's Minimum De-Rated Margin</a>	8680.29 (SP 43)	
Current BMU Largest Loss Risk	Generation	1500 MW
	Demand	560 MW



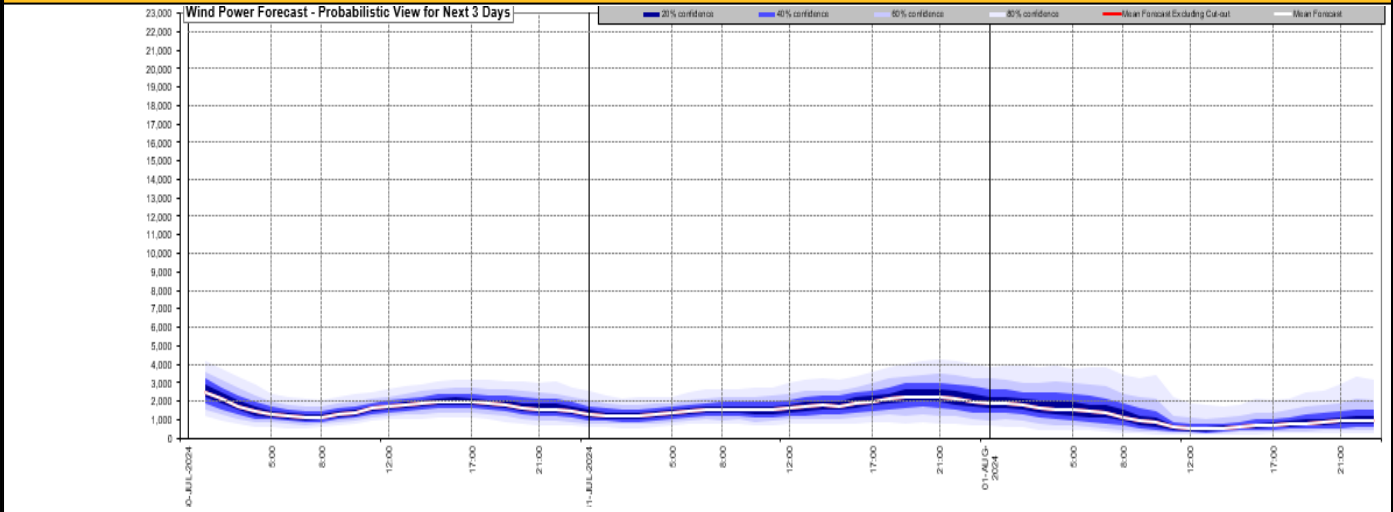
**Yesterday's Market Summary**

<a href="#">Cash Out Price (Max)</a>	£ 112.97 (SP 19)
<a href="#">Cash Out Price (Min)</a>	£58.10 (SP 3)
<a href="#">Peak Demand Yesterday</a>	28,100 MW
Minimum Demand	18,797 MW

**Interconnector Net Transfer Capacity (MWs)**

Today	Import	Export	Remarks
Netherlands (BritNed)	0	0	Planned outage
France (IFA)	1250	1250	Restricted
Belgium (Nemo)	1000	1000	Fully Available
Ireland (EWIC)	500	500	Fully Available
France (ElecLink)	1000	1000	Fully Available
Northern Ireland (MOYLE)	500	500	Fully Available
Norway (NSL)	1400	1400	Fully Available
France (IFA2)	1000	1000	Fully Available
Viking Link	1400	1400	Fully Available
Ireland (GreenLink)	0	0	Not yet commissioned

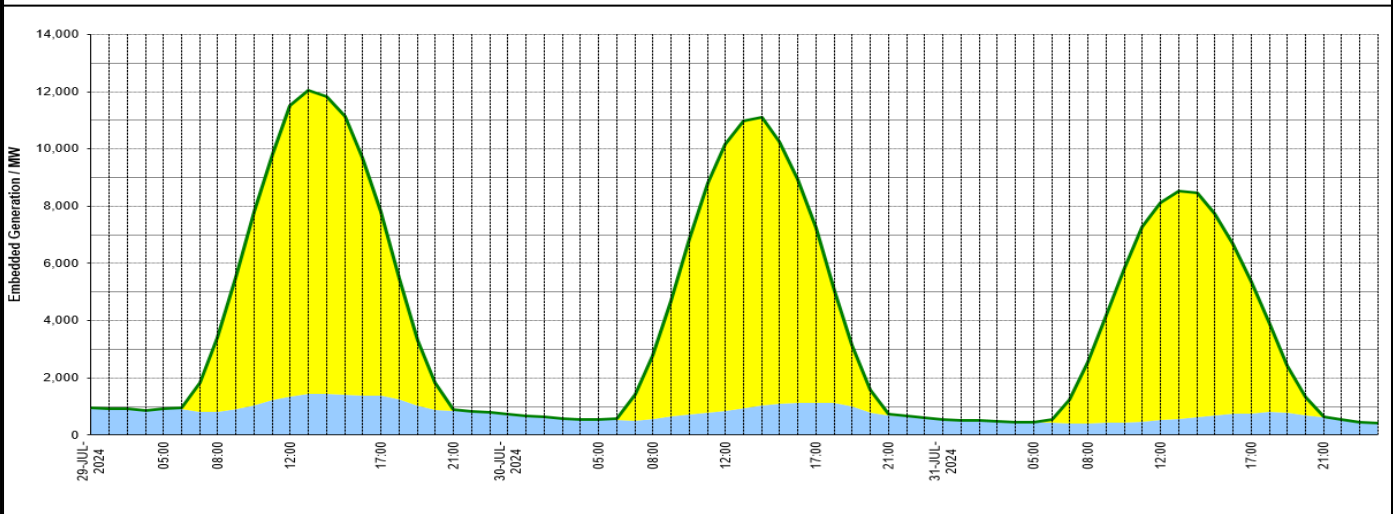
**Wind Power Forecast**



**Expected embedded generation (MWs)**

**Embedded Generation Forecast**

Embedded Generation Estimates													Last run: 30-Jul-2024 16:45:17				
	29-JUL-2024					30-JUL-2024					31-JUL-2024						
	05:00	08:00	12:00	17:00	21:00	00:00	05:00	08:00	12:00	17:00	21:00	00:00	05:00	08:00	12:00	17:00	21:00
Solar (MW)	0	2593	10144	6420	32	0	0	2210	9298	6106	42	0	0	2158	7609	4591	17
Wind (MW)	920	819	1360	1385	848	723	537	575	860	1130	696	534	439	414	518	766	612
STOR (MW)	0	0	0	0	0	0	0	0	0	0	0	0	0	0	0	0	0
<b>Total (MW)</b>	<b>920</b>	<b>3412</b>	<b>11504</b>	<b>7805</b>	<b>880</b>	<b>723</b>	<b>537</b>	<b>2785</b>	<b>10158</b>	<b>7236</b>	<b>738</b>	<b>534</b>	<b>439</b>	<b>2572</b>	<b>8127</b>	<b>5357</b>	<b>629</b>



Weather	Source	Commentary
Latest forecast (Summary)	<a href="#">Met Office</a> <a href="#">SEPA</a> <a href="#">Natural Resources Wales</a>	<p><b>Today:</b> A dry day for many, with plenty of summer sunshine. An increasing risk of thunderstorms across southeast England as the afternoon progresses. A warm day for most, locally hot and humid across southern parts of England and Wales.</p> <p><b>Tonight:</b> Thunderstorms possible more widely across parts of England and Wales as we move into the early hours. Localised disruption possible. Dry with clear spells where storms do not form. Humid.</p>
General Weather Concerns e.g. wind, rain, snow, flooding, GB Weather Warnings	<a href="#">Met Office</a> <a href="#">Weather Warnings</a> <a href="#">SEPA</a> <a href="#">Natural Resources Wales</a>	<p><b>UK Weather Warnings</b> Yellow warning of thunderstorms Areas affected: East of England   London &amp; South East England   South West England</p> <p>Starts: 12:00 BST on Wed 31 July Ends: 23:59 BST on Wed 31 July</p> <p><b>Flood Warnings</b> 0 flood warnings and 0 flood alerts issued for England.</p>

Weather	Source	Commentary
		0 flood warnings and 0 flood alerts issued for Scotland.
		0 flood warnings and 0 flood alerts issued for Wales

*Contains public sector information licensed under the Open Government Licence v1.0*

Further Information	
BM Reports	<a href="https://www.bmreports.com">https://www.bmreports.com</a>
System Balancing Reports	<a href="https://www.nationalgrideso.com/industry-information/industry-data-and-reports/system-balancing-reports">https://www.nationalgrideso.com/industry-information/industry-data-and-reports/system-balancing-reports</a>
Forecast Volumes and Costs	<a href="https://www.nationalgrideso.com/industry-information/industry-data-and-reports/forecast-volumes-and-costs">https://www.nationalgrideso.com/industry-information/industry-data-and-reports/forecast-volumes-and-costs</a>