

# National Electricity Transmission System Status Report

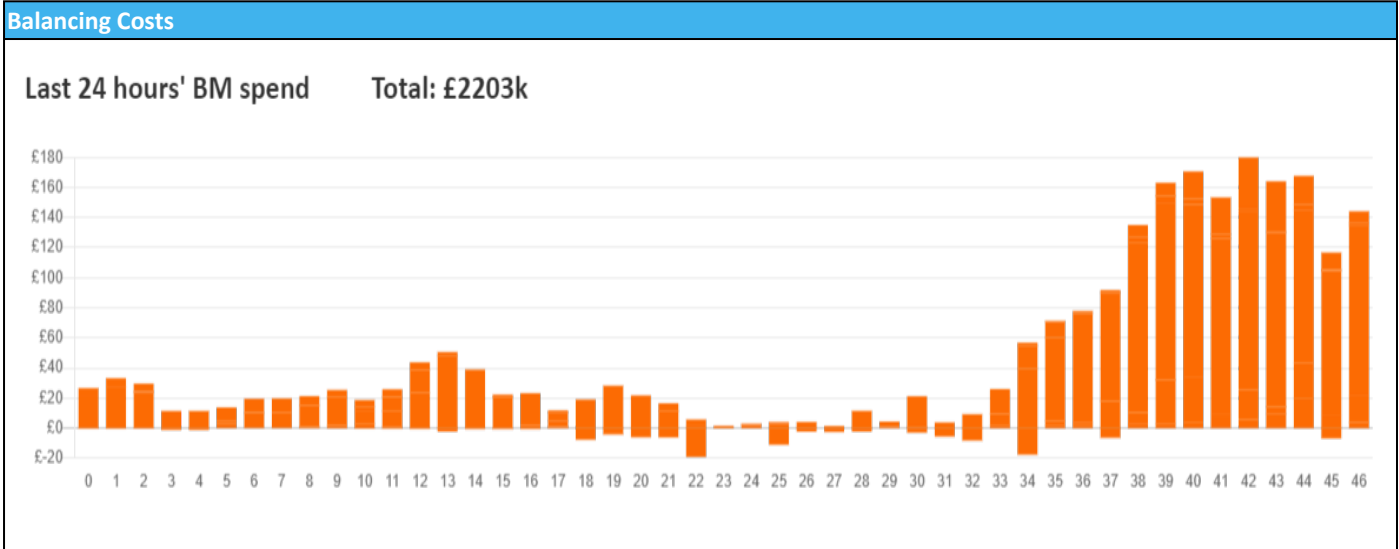


nationalgridESO

**National Electricity Transmission System Status Report**  
Thursday 27 June 2024

Today's High Level Risk Status Forecast for the next 24h			
General Status		Voltage	
Demand		System Inertia	
System Margins		Weather	
Generation		Transmission	
Active Constraints			
<a href="#">System Warning</a>			

<a href="#">Today's Minimum De-Rated Margin</a>	17,230 (SP 14)	
Current BMU Largest Loss Risk	Generation	1400 MW
	Demand	1050MW



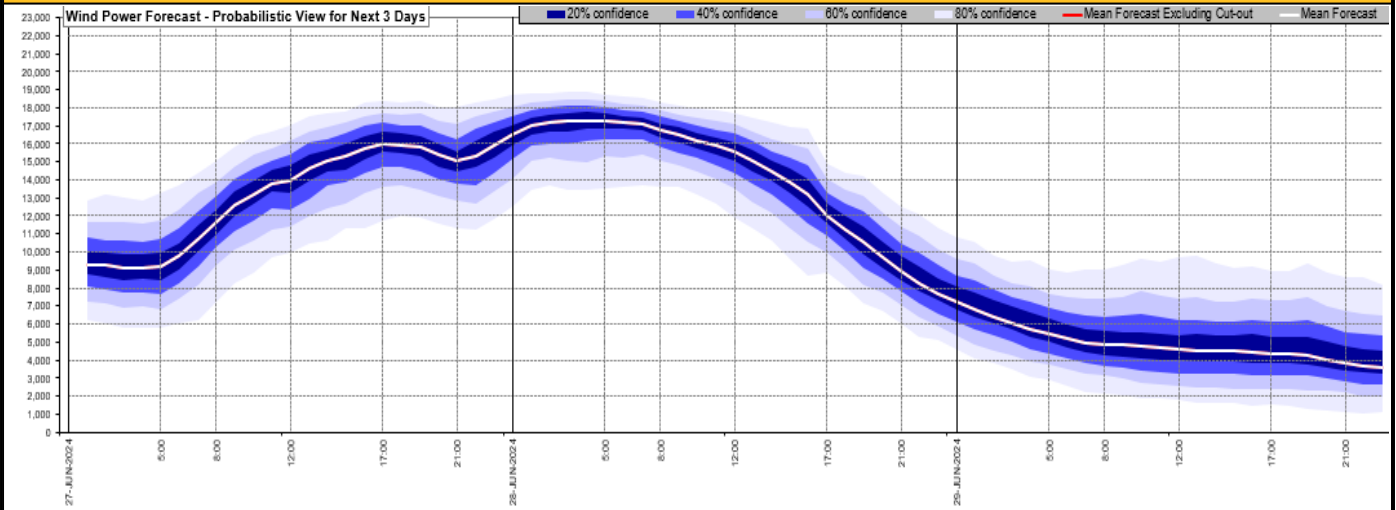
**Yesterday's Market Summary**

<a href="#">Cash Out Price (Max)</a>	£ 120.90 (SP 35, 37-38)
<a href="#">Cash Out Price (Min)</a>	£ 35.60 (SP 21)
<a href="#">Peak Demand Yesterday</a>	28,877 MW
Minimum Demand	18,120MW

**Interconnector Net Transfer Capacity (MWs)**

Today	Import	Export	Remarks
Netherlands (BritNed)	1000	1000	Fully Available
France (IFA)	1500	1500	Unplanned Outage
Belgium (Nemo)	1000	1000	Fully Available
Ireland (EWIC)	500	500	Fully Available
France (ElecLink)	1000	1000	Fully Available
Northern Ireland (MOYLE)	500	500	Fully Available
Norway (NSL)	700	700	Planned Outage
France (IFA2)	1000	1000	Fully Available
Viking Link	1400	1400	Fully Available
Ireland (GreenLink)	0	0	Not yet commissioned

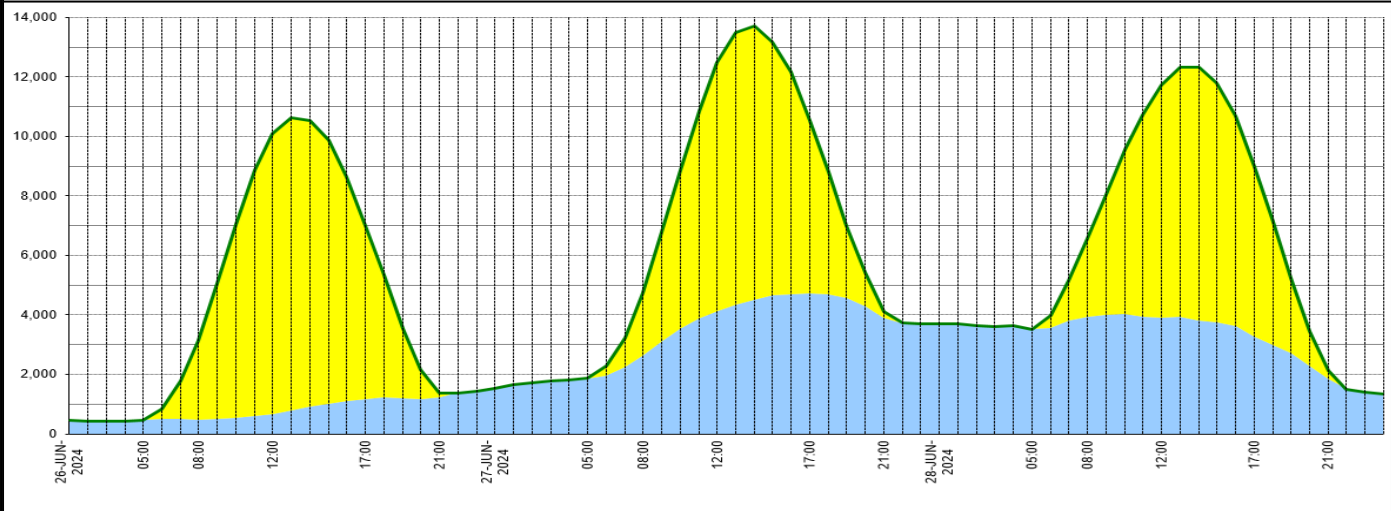
### Wind Power Forecast



### Expected embedded generation (MWs)

#### Embedded Generation Forecast

	26-JUN-2024					27-JUN-2024					28-JUN-2024						
	05:00	08:00	12:00	17:00	21:00	00:00	05:00	08:00	12:00	17:00	21:00	00:00	05:00	08:00	12:00	17:00	21:00
Solar (MW)	0	2674	9415	5835	127	0	17	2106	8378	5825	214	0	0	2602	7823	5726	265
Wind (MW)	471	474	671	1174	1242	1513	1871	2647	4121	4715	3904	3716	3517	3949	3908	3271	1847
STOR (MW)	0	0	0	0	0	0	0	0	0	0	0	0	0	0	0	0	0
<b>Total (MW)</b>	<b>471</b>	<b>3148</b>	<b>10086</b>	<b>7009</b>	<b>1369</b>	<b>1513</b>	<b>1888</b>	<b>4753</b>	<b>12499</b>	<b>10540</b>	<b>4118</b>	<b>3716</b>	<b>3517</b>	<b>6551</b>	<b>11731</b>	<b>8997</b>	<b>2112</b>



Weather	Source	Commentary
Latest forecast (Summary)	<a href="#">Met Office</a> <a href="#">SEPA</a> <a href="#">Natural Resources Wales</a>	<p><b>Today:</b> A weakening band of cloud and rain moving southeast across England and Wales, followed by brighter, fresher weather. Rather cloudy, windy, cool and showery across Scotland and Northern Ireland. Remaining warm in the southeast but a return to average elsewhere.</p> <p><b>Tonight:</b> Windy in the northwest with rain and showers at times. Mostly dry in the south and east and feeling much cooler than in recent nights.</p>
General Weather Concerns e.g. wind, rain, snow, flooding, GB Weather Warnings	<a href="#">Met Office</a> <a href="#">Weather Warnings</a> <a href="#">SEPA</a> <a href="#">Natural Resources Wales</a>	<p><b>UK Weather Warnings</b> No weather warnings are in force for the UK</p> <p><b>Flood Warnings</b> 0 flood warnings and 2 flood alerts issued for England. 0 flood warnings and 0 flood alerts issued for Scotland. 0 flood warnings and 0 flood alerts issued for Wales</p>

Contains public sector information licensed under the Open Government Licence v1.0

Further Information	
BM Reports	<a href="https://www.bmreports.com">https://www.bmreports.com</a>
System Balancing Reports	<a href="https://www.nationalgrideso.com/industry-information/industry-data-and-reports/system-balancing-reports">https://www.nationalgrideso.com/industry-information/industry-data-and-reports/system-balancing-reports</a>
Forecast Volumes and Costs	<a href="https://www.nationalgrideso.com/industry-information/industry-data-and-reports/forecast-volumes-and-costs">https://www.nationalgrideso.com/industry-information/industry-data-and-reports/forecast-volumes-and-costs</a>