

# National Electricity Transmission System Status Report

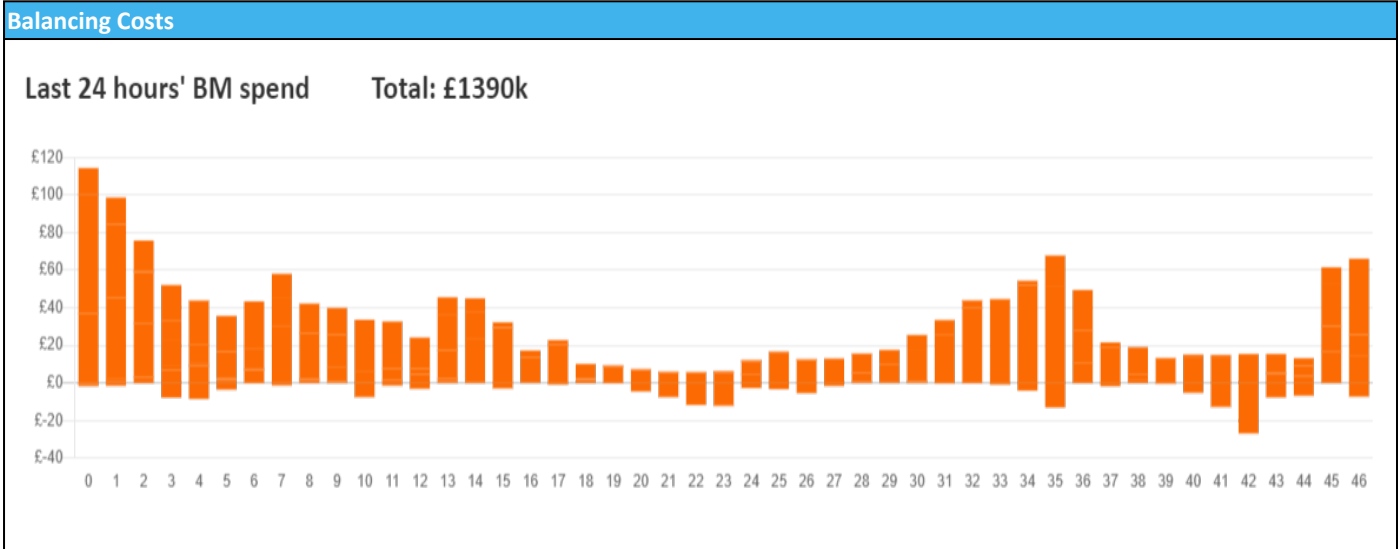


nationalgridESO

**National Electricity Transmission System Status Report**  
Thursday 02 May 2024

Today's High Level Risk Status Forecast for the next 24h			
General Status		Voltage	
Demand		System Inertia	
System Margins		Weather	
Generation		Transmission	
Active Constraints			
<a href="#">System Warning</a>			

<a href="#">Today's Minimum De-Rated Margin</a>	14296.48 (SP 47)	
Current BMU Largest Loss Risk	Generation	1600 MW
	Demand	560 MW



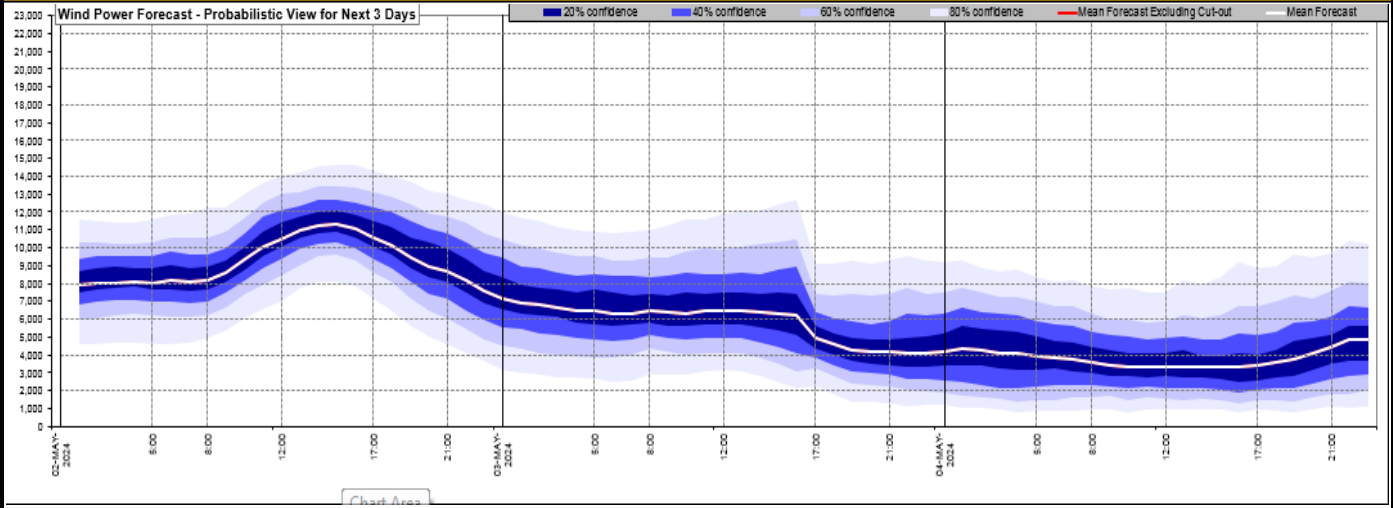
**Yesterday's Market Summary**

<a href="#">Cash Out Price (Max)</a>	£150.00 (SP 37)
<a href="#">Cash Out Price (Min)</a>	£19.89 (SP 6)
<a href="#">Peak Demand Yesterday</a>	32,354 MW
Minimum Demand	20,489 MW

**Interconnector Net Transfer Capacity (MWs)**

Today	Import	Export	Remarks
Netherlands (BritNed)	1000	1000	Fully Available
France (IFA)	1000	1000	Partially Available
Belgium (Nemo)	1000	1000	Fully Available
Ireland (EWIC)	500	500	Fully Available
France (ElecLink)	1000	1000	Fully Available
Northern Ireland (MOYLE)	500	500	Fully Available
Norway (NSL)	1400	1400	Fully Available
France (IFA2)	1014	1014	Fully Available
Viking Link	1400	1400	Fully Available
Ireland (GreenLink)	0	0	Not yet commissioned

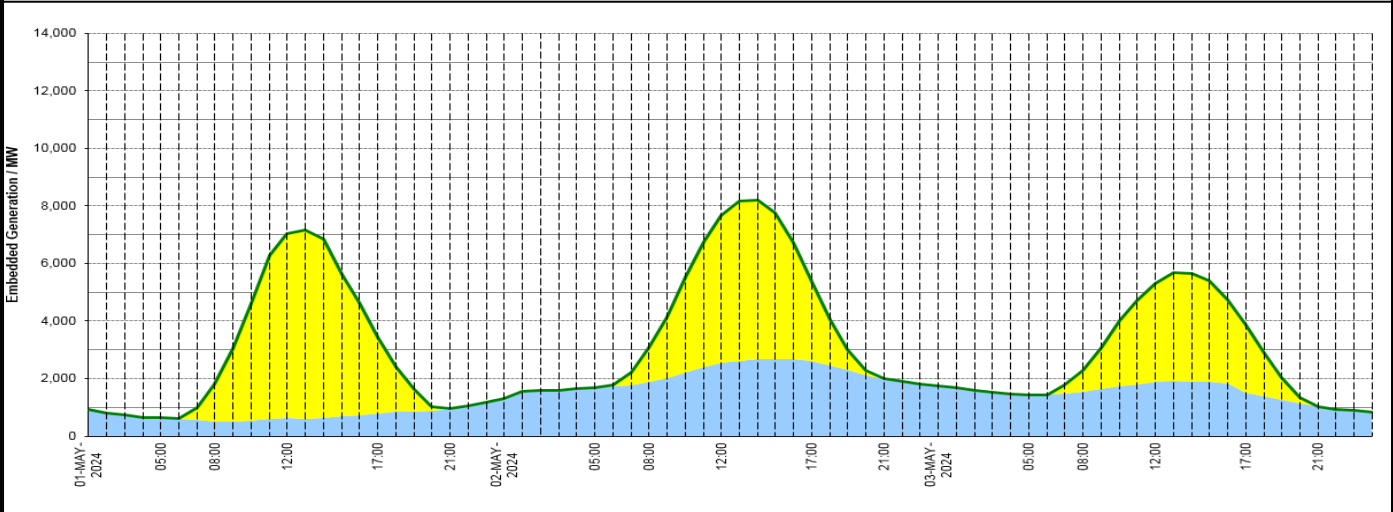
**Wind Power Forecast**



**Expected embedded generation (MWs)**

**Embedded Generation Forecast**

Embedded Generation Estimates													Last run: 02-May-2024 02:32:25				
	01-MAY-2024					02-MAY-2024					03-MAY-2024						
	05:00	08:00	12:00	17:00	21:00	00:00	05:00	08:00	12:00	17:00	21:00	00:00	05:00	08:00	12:00	17:00	21:00
Solar (MW)	0	1306	6395	2646	0	0	0	1170	5129	2761	0	0	0	748	3440	2339	0
Wind (MW)	656	495	627	802	961	1297	1685	1899	2548	2600	2000	1738	1443	1544	1880	1522	1028
STOR (MW)	0	0	0	0	0	0	0	0	0	0	0	0	0	0	0	0	0
<b>Total (MW)</b>	<b>656</b>	<b>1801</b>	<b>7022</b>	<b>3448</b>	<b>961</b>	<b>1297</b>	<b>1685</b>	<b>3069</b>	<b>7677</b>	<b>5361</b>	<b>2000</b>	<b>1738</b>	<b>1443</b>	<b>2292</b>	<b>5320</b>	<b>3861</b>	<b>1028</b>



Weather	Source	Commentary
Latest forecast (Summary)	<a href="#">Met Office</a> <a href="#">SEPA</a> <a href="#">Natural Resources Wales</a>	<b>Today:</b> Today the south and south-west will see spells of heavy, thundery rain followed by a few afternoon thunderstorms. Mostly dry elsewhere with sunny spells north and west, but cloudier to the east. Warm. <b>Tonight:</b> Tonight, staying cloudy for most with scattered showers in the south. Only the far south-west and the north of Scotland will escape dry with clearer skies. Coastal showers in eastern England by dawn.
General Weather Concerns e.g. wind, rain, snow, flooding, GB Weather Warnings	<a href="#">Met Office</a> <a href="#">Weather Warnings</a> <a href="#">SEPA</a> <a href="#">Natural Resources Wales</a>	<b>UK Weather Warnings</b> Yellow warning of thunderstorms Areas affected: London & South East England   South West England   Wales   West Midlands ACTIVE Started at: 20:00 BST on Wed 1 May Ends: 08:00 BST on Thu 2 May Yellow warning of thunderstorms Areas affected: East of England   London & South East England   South West England   West Midlands

Weather	Source	Commentary
		ACTIVEStarted at: 23:00 BST on Wed 1 MayEnds: 06:00 BST on Thu 2 May
		<b>Flood Warnings</b> 0 flood warnings and 54 flood alerts issued for England.  0 flood warnings and 0 flood alerts issued for Scotland.  0 flood warnings and 0 flood alerts issued for Wales

*Contains public sector information licensed under the Open Government Licence v1.0*

Further Information	
BM Reports	<a href="https://www.bmreports.com">https://www.bmreports.com</a>
System Balancing Reports	<a href="https://www.nationalgrideso.com/industry-information/industry-data-and-reports/system-balancing-reports">https://www.nationalgrideso.com/industry-information/industry-data-and-reports/system-balancing-reports</a>
Forecast Volumes and Costs	<a href="https://www.nationalgrideso.com/industry-information/industry-data-and-reports/forecast-volumes-and-costs">https://www.nationalgrideso.com/industry-information/industry-data-and-reports/forecast-volumes-and-costs</a>