

# National Electricity Transmission System Status Report

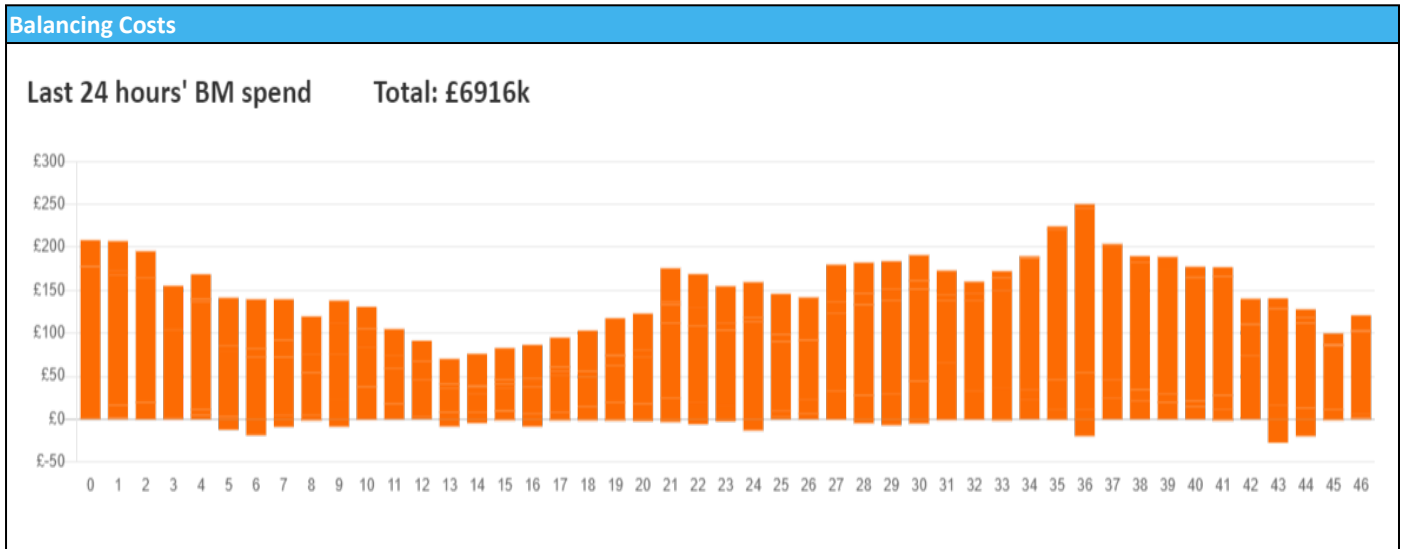


nationalgridESO

National Electricity Transmission System Status Report  
Wednesday 01 May 2024

Today's High Level Risk Status Forecast for the next 24h			
General Status		Voltage	
Demand		System Inertia	
System Margins		Weather	
Generation		Transmission	
Active Constraints			
<a href="#">System Warning</a>			

<a href="#">Today's Minimum De-Rated Margin</a>	10686.80 (SP 18)	
Current BMU Largest Loss Risk	Generation	1600 MW
	Demand	560 MW



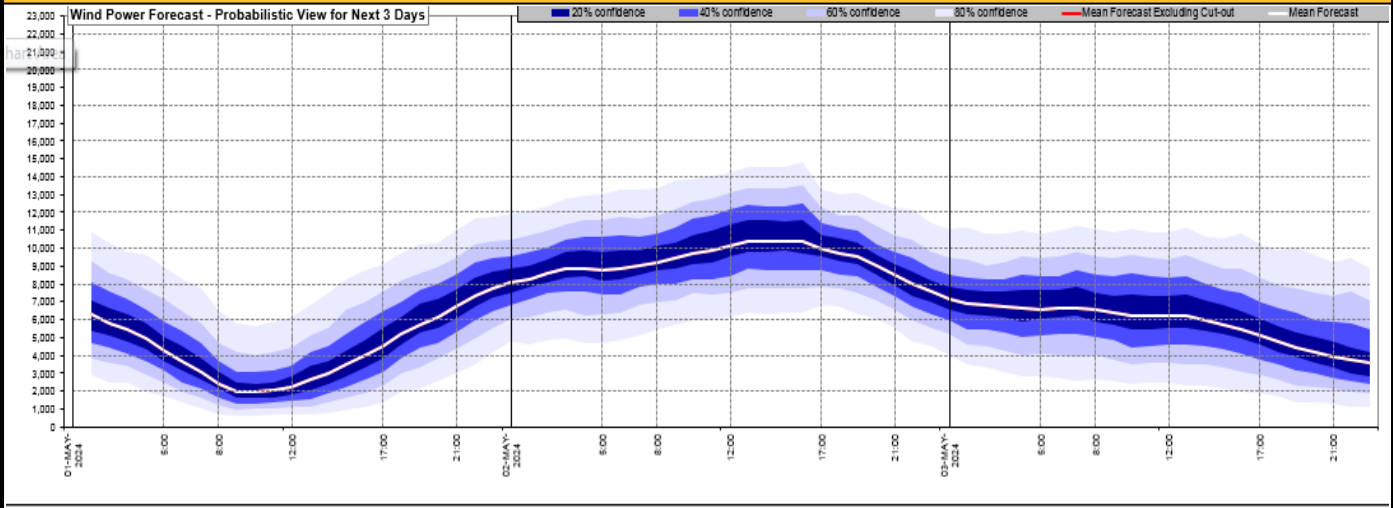
**Yesterday's Market Summary**

<a href="#">Cash Out Price (Max)</a>	£104.50 (SP 38)
<a href="#">Cash Out Price (Min)</a>	-£15.72 (SP 28)
<a href="#">Peak Demand Yesterday</a>	31,479 MW
Minimum Demand	19,373 MW

**Interconnector Net Transfer Capacity (MWs)**

Today	Import	Export	Remarks
Netherlands (BritNed)	1000	1000	Fully Available
France (IFA)	1000	1000	Partially Available
Belgium (Nemo)	1000	1000	Fully Available
Ireland (EWIC)	500	500	Fully Available
France (ElecLink)	1000	1000	Fully Available
Northern Ireland (MOYLE)	500	500	Fully Available
Norway (NSL)	1400	1400	Fully Available
France (IFA2)	1014	1014	Fully Available
Viking Link	1400	1400	Fully Available
Ireland (GreenLink)	0	0	Not yet commissioned

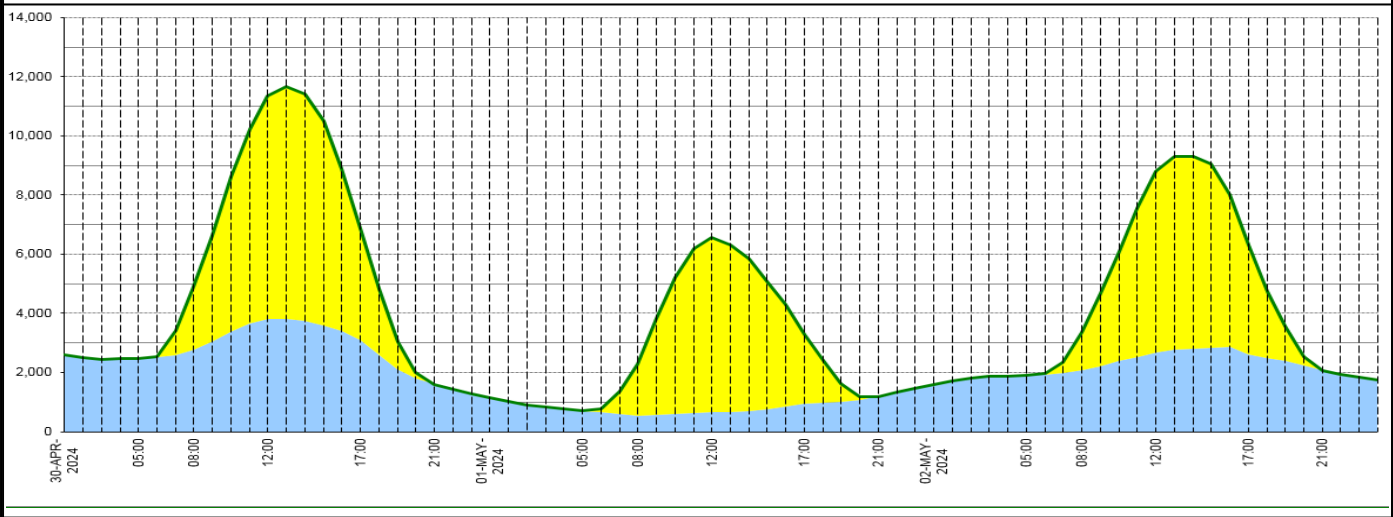
**Wind Power Forecast**



**Expected embedded generation (MW)**

**Embedded Generation Forecast**

Embedded Generation Estimates															Last run: 01-May-2024 02:33:10		
	30-APR-2024					01-MAY-2024					02-MAY-2024						
	05:00	08:00	12:00	17:00	21:00	00:00	05:00	08:00	12:00	17:00	21:00	00:00	05:00	08:00	12:00	17:00	21:00
Solar (MW)	0	2117	7536	3782	0	0	0	1739	5880	2345	0	0	0	1258	6098	3682	0
Wind (MW)	2482	2766	3813	3089	1600	1144	695	552	674	936	1196	1601	1911	2088	2688	2626	2079
STOR (MW)	0	0	0	0	0	0	0	0	0	0	0	0	0	0	0	0	0
<b>Total (MW)</b>	<b>2482</b>	<b>4883</b>	<b>11349</b>	<b>6871</b>	<b>1600</b>	<b>1144</b>	<b>695</b>	<b>2291</b>	<b>6554</b>	<b>3281</b>	<b>1196</b>	<b>1601</b>	<b>1911</b>	<b>3346</b>	<b>8786</b>	<b>6308</b>	<b>2079</b>



Weather	Source	Commentary
Latest forecast (Summary)	<a href="#">Met Office</a> <a href="#">SEPA</a> <a href="#">Natural Resources Wales</a>	<p><b>Today:</b> This morning, mist and fog may be slow to lift for the east. Once it does, a mix of sunshine and showers will follow. A little sunnier further west. Heavy, possibly thundery rain in the south later.</p> <p><b>Tonight:</b> Tonight, most of the UK will see cloudy skies, with hill mist and fog in places. Southern England and far southern Wales will see spells of heavy, thundery rain. Clearer skies to the north-west.</p>
General Weather Concerns e.g. wind, rain, snow, flooding, GB Weather Warnings	<a href="#">Met Office</a> <a href="#">Weather Warnings</a> <a href="#">SEPA</a> <a href="#">Natural Resources Wales</a>	<p><b>UK Weather Warnings</b> No weather warnings are in force for the UK</p> <p><b>Flood Warnings</b> 0 flood warnings and 55 flood alerts issued for England. 0 flood warnings and 0 flood alerts issued for Scotland. 0 flood warnings and 0 flood alerts issued for Wales</p>

Contains public sector information licensed under the Open Government Licence v1.0

Further Information	
BM Reports	<a href="https://www.bmreports.com">https://www.bmreports.com</a>
System Balancing Reports	<a href="https://www.nationalgrideso.com/industry-information/industry-data-and-reports/system-balancing-reports">https://www.nationalgrideso.com/industry-information/industry-data-and-reports/system-balancing-reports</a>
Forecast Volumes and Costs	<a href="https://www.nationalgrideso.com/industry-information/industry-data-and-reports/forecast-volumes-and-costs">https://www.nationalgrideso.com/industry-information/industry-data-and-reports/forecast-volumes-and-costs</a>