

National Electricity Transmission System Status Report

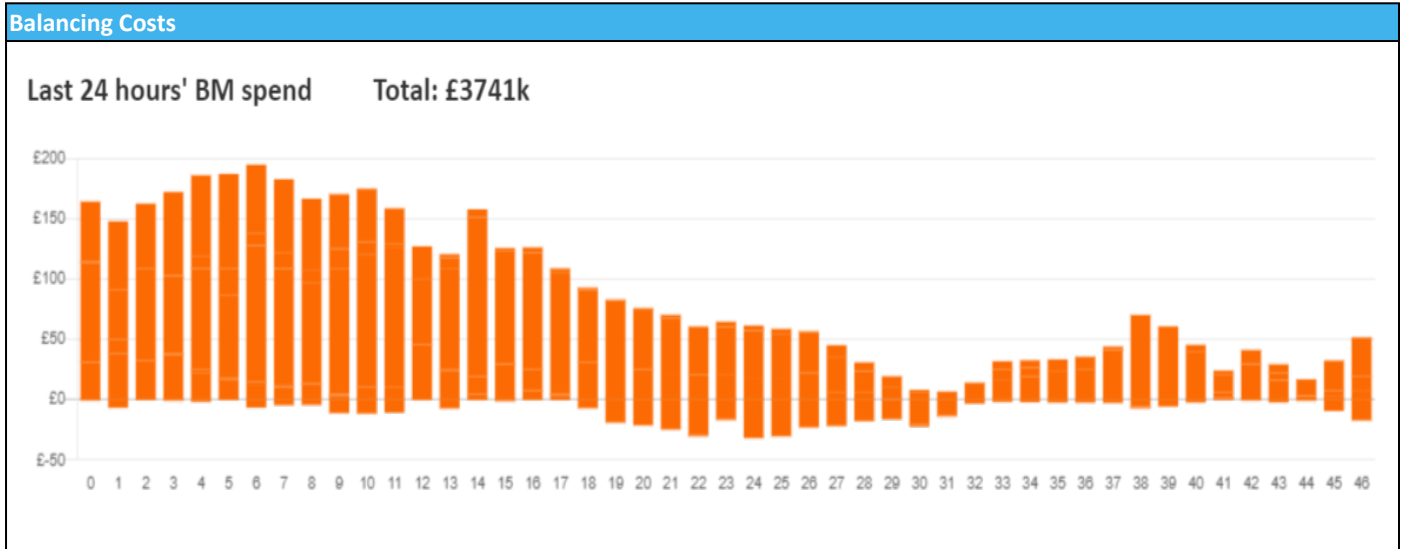


nationalgridESO

National Electricity Transmission System Status Report
Tuesday 09 April 2024

Today's High Level Risk Status Forecast for the next 24h			
General Status		Voltage	
Demand		System Inertia	
System Margins		Weather	
Generation		Transmission	
Active Constraints			
System Warning			

Today's Minimum De-Rated Margin	19,909 (SP 1)	
Current BMU Largest Loss Risk	Generation	1500 MW
	Demand	560 MW



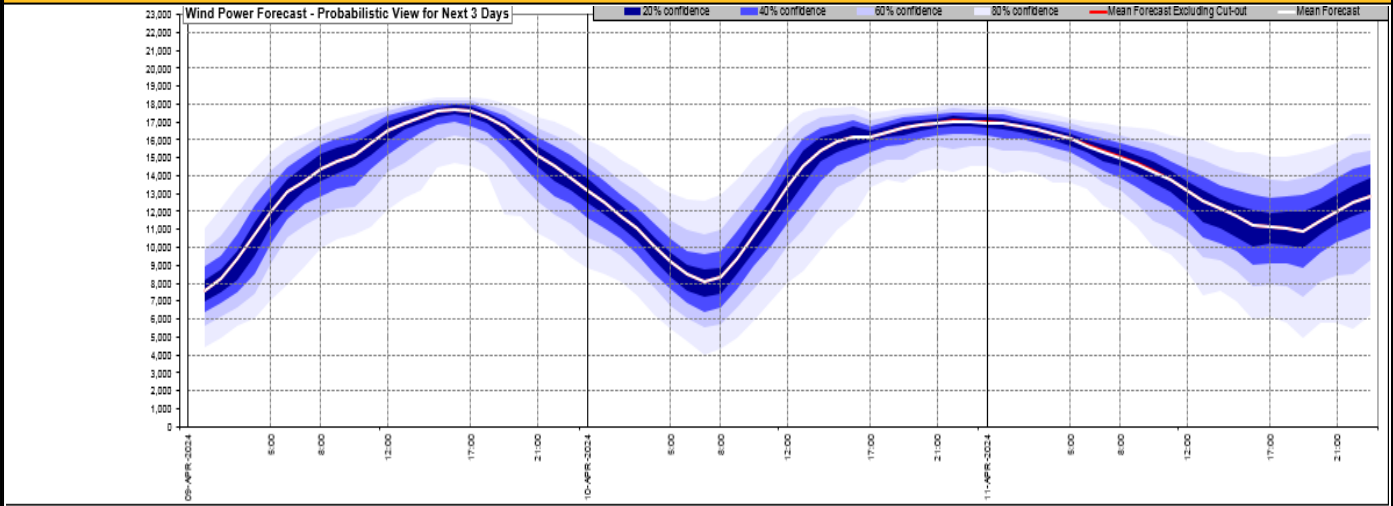
Yesterday's Market Summary

Cash Out Price (Max)	£ 87.00 (SP 43)
Cash Out Price (Min)	£ -59.95 (SP 23, 31)
Peak Demand Yesterday	34,407 MW
Minimum Demand	19,078 MW

Interconnector Net Transfer Capacity (MWs)

Today	Import	Export	Remarks
Netherlands (BritNed)	1000	1000	Fully Available
France (IFA)	1000	1000	Partially Available
Belgium (Nemo)	1000	1000	Fully Available
Ireland (EWIC)	500	500	Fully Available
France (ElecLink)	1000	1000	Fully Available
Northern Ireland (MOYLE)	500	500	Fully Available
Norway (NSL)	1400	1400	Fully Available
France (IFA2)	1014	1014	Fully Available
Viking Link	0	0	Planned Outage
Ireland (GreenLink)	0	0	Not yet commissioned

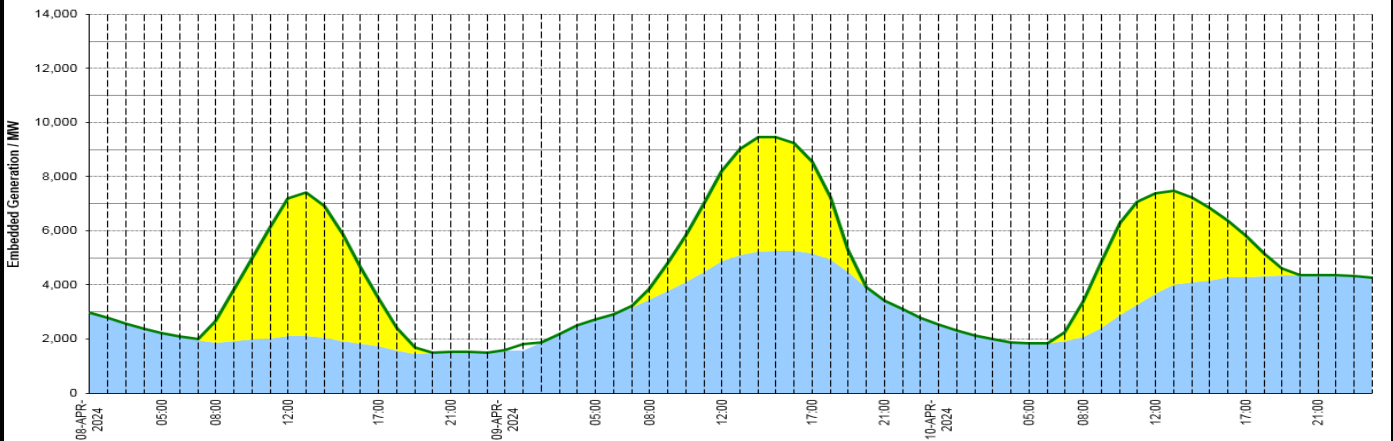
Wind Power Forecast



Expected embedded generation (MWs)

Embedded Generation Forecast

Embedded Generation Estimates													Last run: 09-Apr-2024 02:32:42				
	08-APR-2024					09-APR-2024					10-APR-2024						
	05:00	08:00	12:00	17:00	21:00	00:00	05:00	08:00	12:00	17:00	21:00	00:00	05:00	08:00	12:00	17:00	21:00
Solar (MW)	0	798	5094	1785	0	0	0	387	3340	3359	0	0	0	1296	3690	1535	0
Wind (MW)	2218	1854	2112	1734	1538	1580	2721	3475	4870	5175	3427	2538	1841	2083	3684	4277	4359
STOR (MW)	0	0	0	0	0	0	0	0	0	0	0	0	0	0	0	0	0
Total (MW)	2218	2652	7206	3519	1538	1580	2721	3862	8210	8534	3427	2538	1841	3379	7374	5812	4359



Latest forecast at S:\OandTI\OptRisk\Energy_Requirements\09 - Demand forecasting (Forecasting team)\10 - Daily Files\EmbeddedUpdate\Latest Contact: .box.demand.forecast@nationalgrid.com

Weather	Source	Commentary
Latest forecast (Summary)	Met Office SEPA Natural Resources Wales	Today: Cloud and rain slowly clearing eastwards across parts of Scotland, but turning brighter elsewhere, although a few showers through the afternoon. Windy, especially along southern and western coasts. Feeling cooler than Monday.. Tonight: Any residual rain clearing eastwards, and showers easing, leaving clear skies for many. Turning chilly with lighter winds. Cloud and rain arriving into the far west by dawn.
General Weather Concerns e.g. wind, rain, snow, flooding, GB Weather Warnings	Met Office Weather Warnings SEPA Natural Resources Wales	UK Weather Warnings Yellow warning of Wind Areas affected: South West England ACTIVE Started at: 16:00 BST on Mon 8 April Ends: 06:00 BST on Tue 9 April Areas affected: London & South East England South West England ACTIVE Started at: 21:00 BST on Mon 8 April Ends: 09:00 BST on Tue 9 April Areas affected: North West England Wales ACTIVE Started at: 01:00 BST on Tue 9 April Ends: 15:00 BST on Tue 9 April

Weather	Source	Commentary
		<p>Yellow warning of Rain</p> <p>Areas affected: Central, Tayside & Fife Grampian SW Scotland, Lothian Borders Strathclyde</p> <p>ACTIVE Started at: 01:00 BST on Tue 9 April Ends: 18:00 BST on Tue 9 April</p>
		<p>Flood Warnings</p> <p>100 flood warnings and 214 flood alerts issued for England.</p> <p>14 flood warnings and 7 flood alerts issued for Scotland.</p> <p>13 flood warnings and 20 flood alerts issued for Wales</p>

Contains public sector information licensed under the Open Government Licence v1.0

Further Information	
BM Reports	https://www.bmreports.com
System Balancing Reports	https://www.nationalgrideso.com/industry-information/industry-data-and-reports/system-balancing-reports
Forecast Volumes and Costs	https://www.nationalgrideso.com/industry-information/industry-data-and-reports/forecast-volumes-and-costs