

# National Electricity Transmission System Status Report

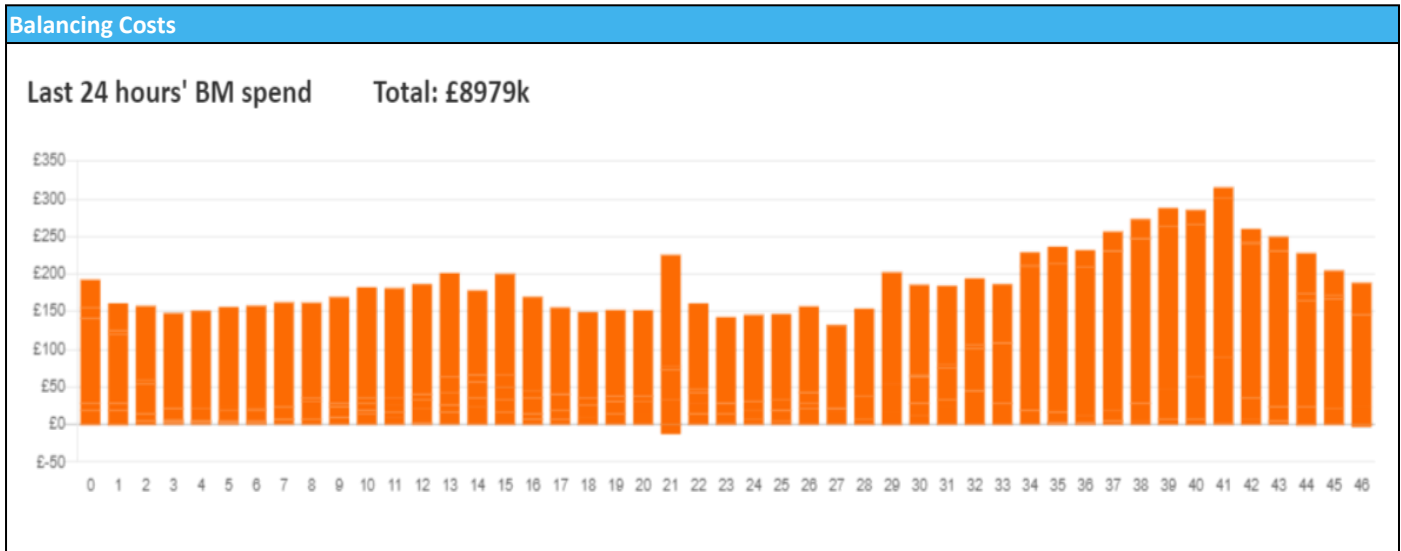


nationalgridESO

National Electricity Transmission System Status Report  
Monday 08 April 2024

Today's High Level Risk Status Forecast for the next 24h			
General Status		Voltage	
Demand		System Inertia	
System Margins		Weather	
Generation		Transmission	
Active Constraints			
<a href="#">System Warning</a>			

<a href="#">Today's Minimum De-Rated Margin</a>	10,847 (SP 39)	
Current BMU Largest Loss Risk	Generation	1500 MW
	Demand	1050 MW



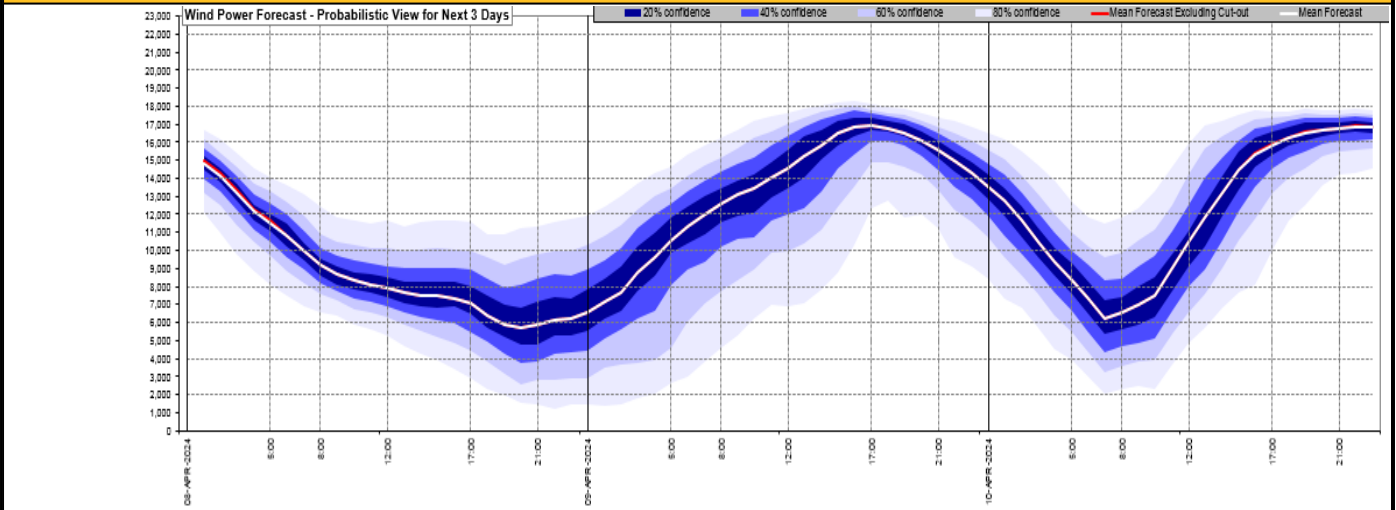
**Yesterday's Market Summary**

<a href="#">Cash Out Price (Max)</a>	£ 87.00 (SP 43)
<a href="#">Cash Out Price (Min)</a>	£ -59.95 (SP 23, 31)
<a href="#">Peak Demand Yesterday</a>	29,288 MW
Minimum Demand	18,871 MW

**Interconnector Net Transfer Capacity (MWs)**

Today	Import	Export	Remarks
Netherlands (BritNed)	1000	1000	Fully Available
France (IFA)	1500	1500	Partially Available
Belgium (Nemo)	1000	1000	Fully Available
Ireland (EWIC)	500	500	Fully Available
France (ElecLink)	1000	1000	Fully Available
Northern Ireland (MOYLE)	500	500	Fully Available
Norway (NSL)	1400	1400	Fully Available
France (IFA2)	1014	1014	Fully Available
Viking Link	718	718	Partially Available
Ireland (GreenLink)	0	0	Not yet commissioned

### Wind Power Forecast



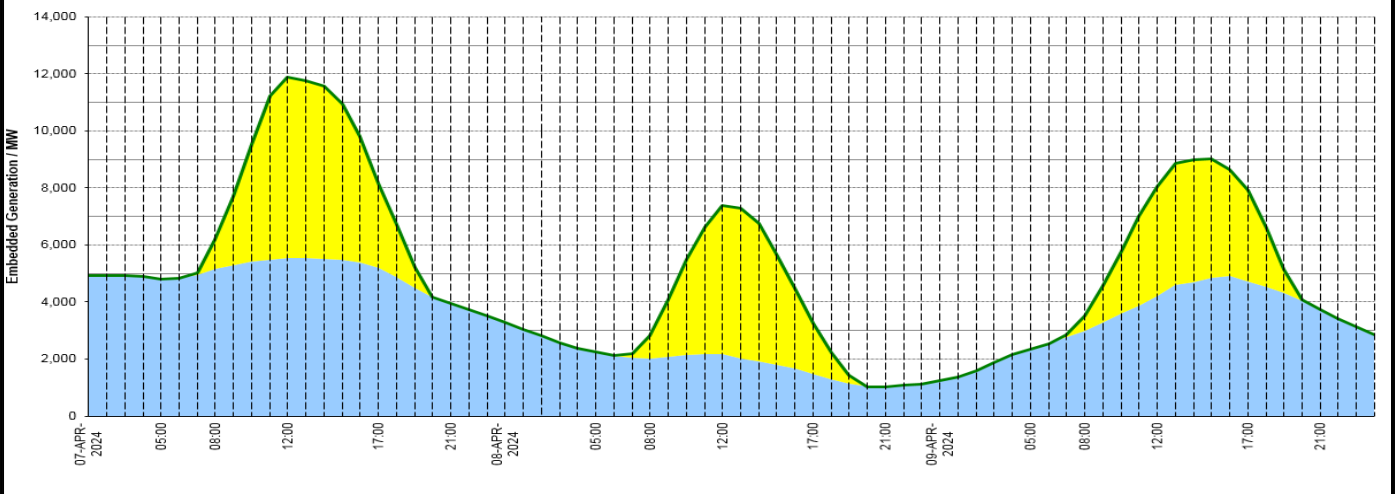
### Expected embedded generation (MWs)

#### Embedded Generation Forecast

#### Embedded Generation Estimates

Last run: 08-Apr-2024 02:32:39

	07-APR-2024					08-APR-2024					09-APR-2024						
	05:00	08:00	12:00	17:00	21:00	00:00	05:00	08:00	12:00	17:00	21:00	00:00	05:00	08:00	12:00	17:00	21:00
Solar (MW)	0	1035	6337	2993	0	0	0	804	5233	1769	0	0	0	520	3814	3198	0
Wind (MW)	4809	5165	5540	5188	3968	3294	2244	2001	2161	1484	1039	1237	2342	2985	4229	4715	3724
STOR (MW)	0	0	0	0	0	0	0	0	0	0	0	0	0	0	0	0	0
<b>Total (MW)</b>	<b>4809</b>	<b>6200</b>	<b>11877</b>	<b>8181</b>	<b>3968</b>	<b>3294</b>	<b>2244</b>	<b>2805</b>	<b>7394</b>	<b>3253</b>	<b>1039</b>	<b>1237</b>	<b>2342</b>	<b>3505</b>	<b>8043</b>	<b>7913</b>	<b>3724</b>



Weather	Source	Commentary
Latest forecast (Summary)	<a href="#">Met Office</a> <a href="#">SEPA</a> <a href="#">Natural Resources Wales</a>	<p><b>Today:</b> Sunshine in north Scotland and south-east England. Clouding over elsewhere with outbreaks of rain spreading north through south-west England, Wales and Northern Ireland; heavy and thundery at times.</p> <p><b>Tonight:</b> Skies clouding over in most areas tonight with heavy rain in south-west England, Wales, eastern parts of Northern Ireland and much of Scotland. Drier elsewhere, but windy in southern areas overnight.</p>
General Weather Concerns e.g. wind, rain, snow, flooding, GB Weather Warnings	<a href="#">Met Office</a> <a href="#">Weather Warnings</a> <a href="#">SEPA</a> <a href="#">Natural Resources Wales</a>	<p><b>UK Weather Warnings</b> Yellow warning of wind</p> <p>Areas affected: South West England Starts: 18:00 BST on Mon 8 April Ends: 06:00 BST on Tue 9 April</p> <p><b>Flood Warnings</b></p>

Weather	Source	Commentary
		<p>24 flood warnings and 155 flood alerts issued for England.</p> <p>18 flood warnings and 37 flood alerts issued for Scotland.</p> <p>2 flood warnings and 14 flood alerts issued for Wales</p>

*Contains public sector information licensed under the Open Government Licence v1.0*

Further Information	
BM Reports	<a href="https://www.bmreports.com">https://www.bmreports.com</a>
System Balancing Reports	<a href="https://www.nationalgrideso.com/industry-information/industry-data-and-reports/system-balancing-reports">https://www.nationalgrideso.com/industry-information/industry-data-and-reports/system-balancing-reports</a>
Forecast Volumes and Costs	<a href="https://www.nationalgrideso.com/industry-information/industry-data-and-reports/forecast-volumes-and-costs">https://www.nationalgrideso.com/industry-information/industry-data-and-reports/forecast-volumes-and-costs</a>