

# National Electricity Transmission System Status Report

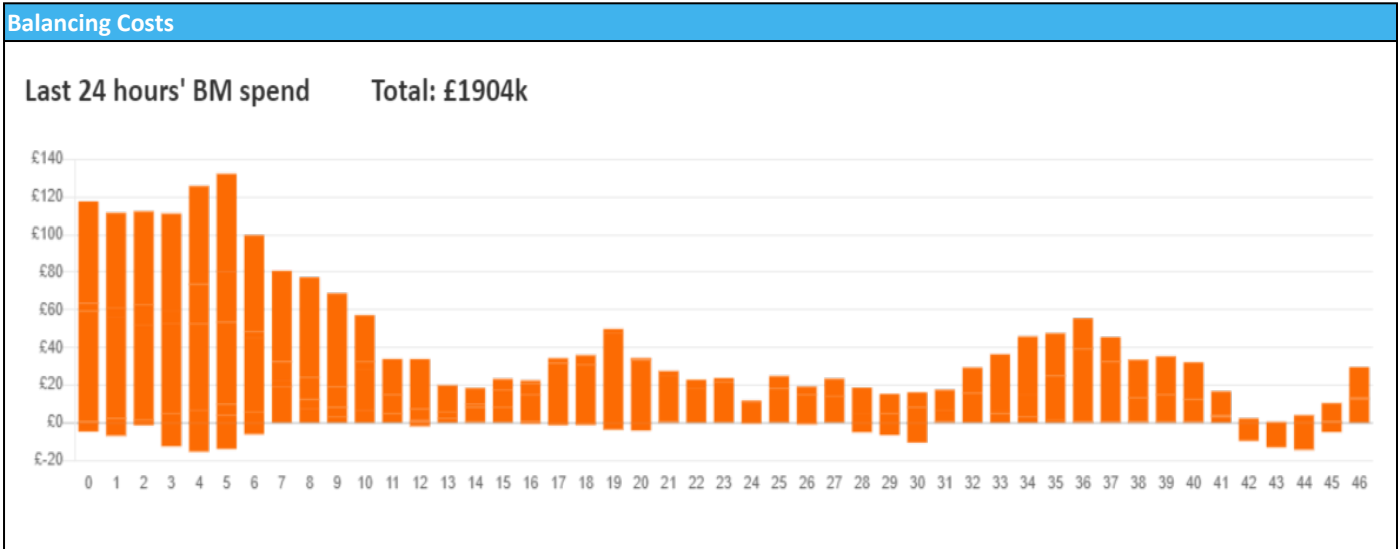


nationalgridESO

**National Electricity Transmission System Status Report**  
Monday 18 March 2024

Today's High Level Risk Status Forecast for the next 24h			
General Status		Voltage	
Demand		System Inertia	
System Margins		Weather	
Generation		Transmission	
Active Constraints			
<a href="#">System Warning</a>			

<a href="#">Today's Minimum De-Rated Margin</a>	11,579 (SP 36)	
Current BMU Largest Loss Risk	Generation	1500 MW
	Demand	1050 MW



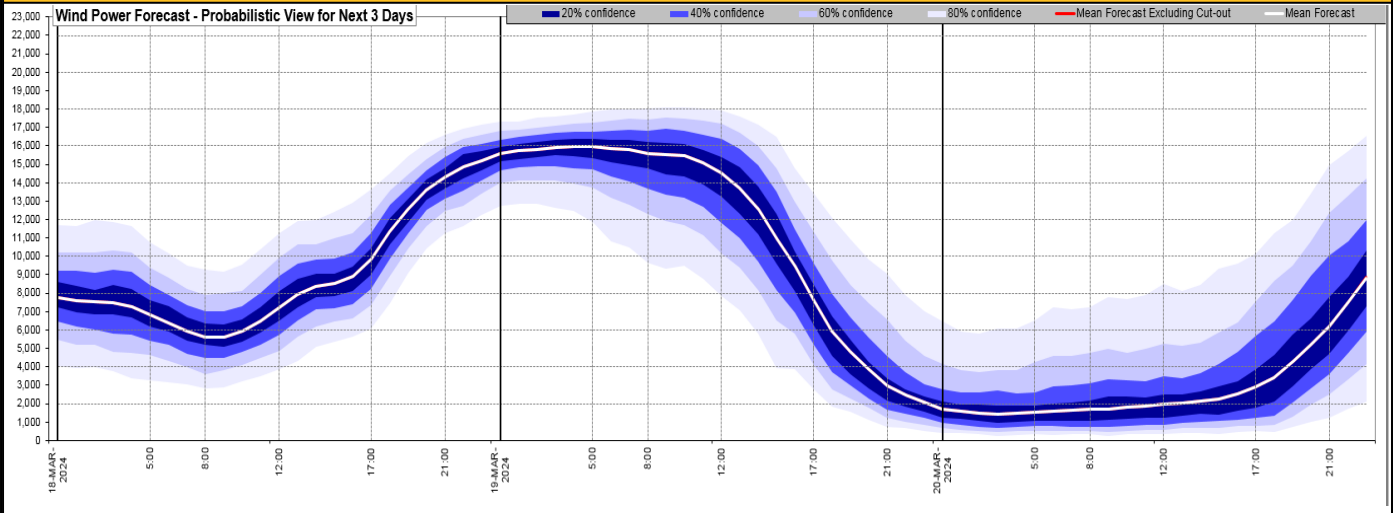
**Yesterday's Market Summary**

<a href="#">Cash Out Price (Max)</a>	£ 108 (SP 21)
<a href="#">Cash Out Price (Min)</a>	£ 39.58 (SP 1)
<a href="#">Peak Demand Yesterday</a>	34,609 MW
Minimum Demand	19,764 MW

**Interconnector Net Transfer Capacity (MWs)**

Today	Import	Export	Remarks
Netherlands (BritNed)	1000	1000	Fully Available
France (IFA)	1000	1000	Partially Available
Belgium (Nemo)	1000	1000	Fully Available
Ireland (EWIC)	500	500	Fully Available
France (ElecLink)	1000	1000	Fully Available
Northern Ireland (MOYLE)	500	500	Fully Available
Norway (NSL)	1424	1424	Fully Available
France (IFA2)	1014	1014	Fully Available
Viking Link	1430	1430	Fully Available

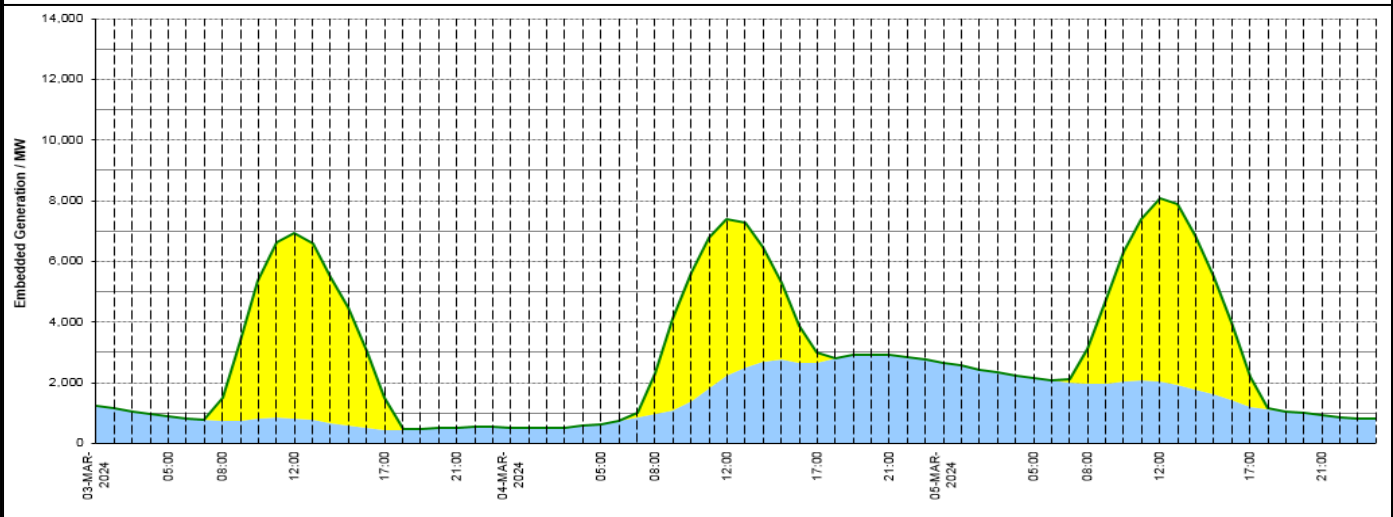
**Wind Power Forecast**



**Expected embedded generation (MWs)**

**Embedded Generation Forecast**

Embedded Generation Estimates															Last run: 04-Mar-2024 07:12:41		
	03-MAR-2024					04-MAR-2024					05-MAR-2024						
	05:00	08:00	12:00	17:00	21:00	00:00	05:00	08:00	12:00	17:00	21:00	00:00	05:00	08:00	12:00	17:00	21:00
Solar (MW)	0	754	6123	1078	0	0	0	1334	5198	347	0	0	0	1152	6047	374	0
Wind (MW)	895	753	820	445	530	516	645	371	2214	2643	2905	2660	2154	1955	2049	1206	939
STOR (MW)	0	0	0	0	0	0	0	0	0	0	0	0	0	0	0	0	0
<b>Total (MW)</b>	<b>895</b>	<b>1507</b>	<b>6943</b>	<b>1523</b>	<b>530</b>	<b>516</b>	<b>645</b>	<b>2305</b>	<b>7412</b>	<b>2990</b>	<b>2905</b>	<b>2660</b>	<b>2154</b>	<b>3107</b>	<b>8096</b>	<b>2180</b>	<b>939</b>



Weather	Source	Commentary
Latest forecast (Summary)	<a href="#">Met Office</a> <a href="#">SEPA</a> <a href="#">Natural Resources Wales</a>	<p><b>Today:</b> A fragmenting band of cloud and showers will move east across Scotland, England and Wales. Otherwise, largely dry with sunny spells, and becoming very mild, especially in the south. Wet and windy weather arriving in the far west later.</p> <p><b>Tonight:</b> Southeast England will have a largely dry night with clear spells. Meanwhile wet and windy weather in the far west will gradually move eastwards across remaining areas and slowly weaken.</p>
General Weather Concerns e.g. wind, rain, snow, flooding, GB Weather Warnings	<a href="#">Met Office</a> <a href="#">Weather Warnings</a> <a href="#">SEPA</a> <a href="#">Natural Resources Wales</a>	<p><b>UK Weather Warnings</b> No weather warnings are in force for the UK</p> <p><b>Flood Warnings</b> 17 flood warnings and 111 flood alerts issued for England.  0 flood warnings and 0 flood alerts issued for Scotland.</p>

Weather	Source	Commentary
		1 flood warnings and 4 flood alerts issued for Wales

*Contains public sector information licensed under the Open Government Licence v1.0*

Further Information	
BM Reports	<a href="https://www.bmreports.com">https://www.bmreports.com</a>
System Balancing Reports	<a href="https://www.nationalgrideso.com/industry-information/industry-data-and-reports/system-balancing-reports">https://www.nationalgrideso.com/industry-information/industry-data-and-reports/system-balancing-reports</a>
Forecast Volumes and Costs	<a href="https://www.nationalgrideso.com/industry-information/industry-data-and-reports/forecast-volumes-and-costs">https://www.nationalgrideso.com/industry-information/industry-data-and-reports/forecast-volumes-and-costs</a>