

**National Electricity  
Transmission System Status Report**

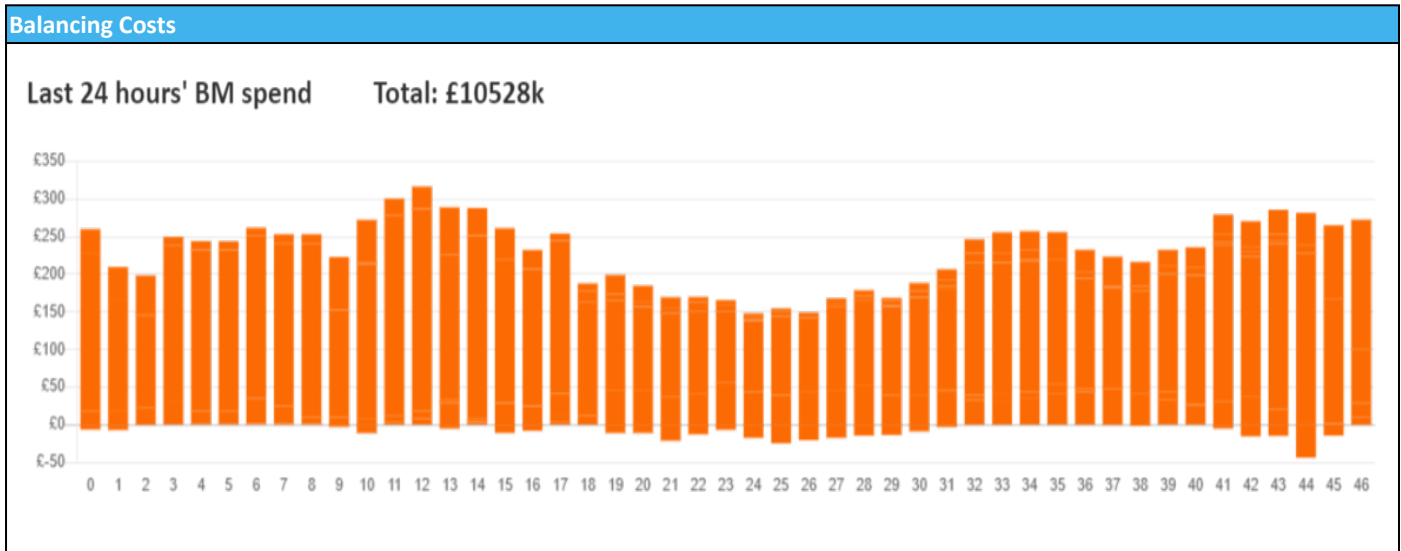


national**grid**ESO

**National Electricity Transmission System Status Report**  
Saturday 03 February 2024

Today's High Level Risk Status Forecast for the next 24h			
General Status		Voltage	
Demand		System Inertia	
System Margins		Weather	
Generation		Transmission	
Active Constraints			
<a href="#">System Warning</a>			

<a href="#">Today's Minimum De-Rated Margin</a>	18,923 (SP 37)	
Current BMU Largest Loss Risk	Generation	1500 MW
	Demand	560 MW



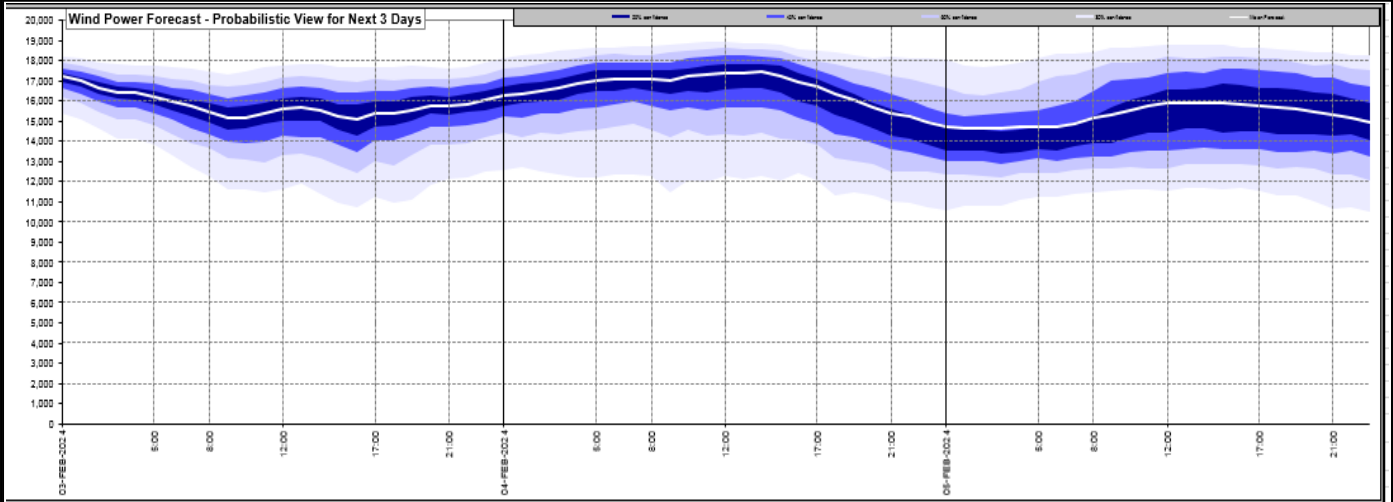
**Yesterday's Market Summary**

<a href="#">Cash Out Price (Max)</a>	£ 88.2 (SP 16, 19)
<a href="#">Cash Out Price (Min)</a>	£-39.73 (SP 1)
<a href="#">Peak Demand Yesterday</a>	37,047 MW
Minimum Demand	18,400 MW

**Interconnector Net Transfer Capacity (MWs)**

Today	Import	Export	Remarks
Netherlands (BritNed)	508	508	Partially Available
France (IFA)	2000	2000	Fully Available
Belgium (Nemo)	1000	1000	Fully Available
Ireland (EWIC)	500	500	Fully Available
France (ElecLink)	1000	1000	Fully Available
Northern Ireland (MOYLE)	500	500	Fully Available
Norway (NSL)	1400	1400	Fully Available
France (IFA2)	0	0	Unavailable
Viking Link	1456	1456	Fully Available

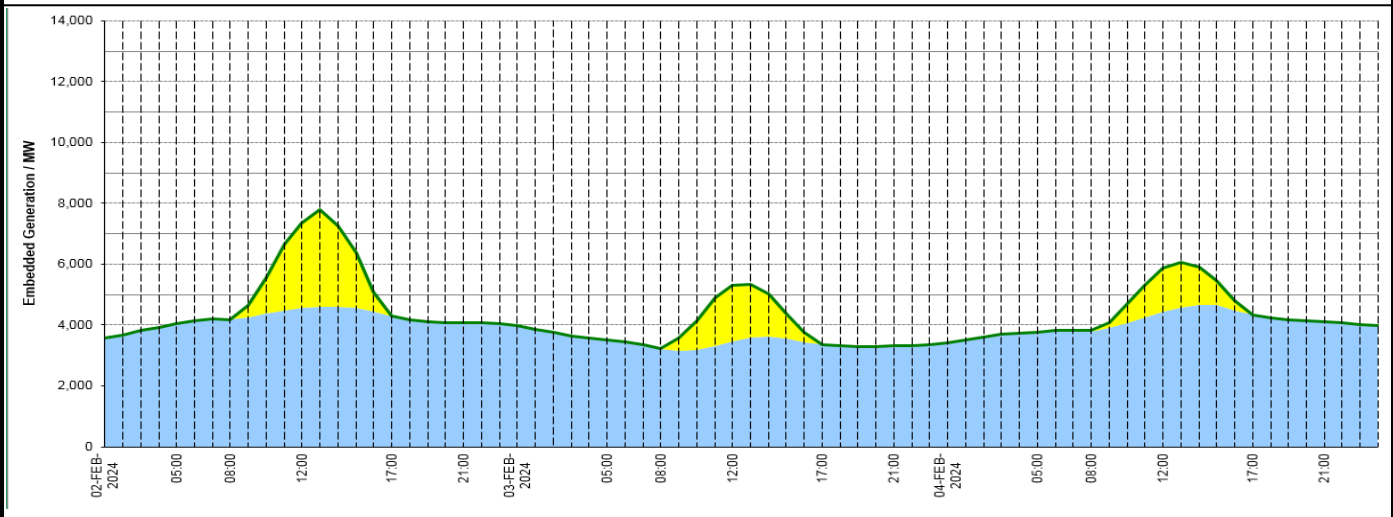
**Wind Power Forecast**



**Expected embedded generation (MWs)**

**Embedded Generation Forecast**

Embedded Generation Estimates													Last run: 03-Feb-2024 02:32:37				
	02-FEB-2024					03-FEB-2024					04-FEB-2024						
	05:00	08:00	12:00	17:00	21:00	00:00	05:00	08:00	12:00	17:00	21:00	00:00	05:00	08:00	12:00	17:00	21:00
Solar (MW)	0	0	2807	7	0	0	0	21	1836	0	0	0	0	18	1412	0	0
Wind (MW)	4041	4186	4551	4295	4072	3975	3511	3216	3471	3360	3309	3412	3748	3793	4448	4346	4111
STOR (MW)	0	0	0	0	0	0	0	0	0	0	0	0	0	0	0	0	0
<b>Total (MW)</b>	<b>4041</b>	<b>4186</b>	<b>7358</b>	<b>4302</b>	<b>4072</b>	<b>3975</b>	<b>3511</b>	<b>3237</b>	<b>5307</b>	<b>3360</b>	<b>3309</b>	<b>3412</b>	<b>3748</b>	<b>3811</b>	<b>5860</b>	<b>4346</b>	<b>4111</b>



Weather	Source	Commentary
Latest forecast (Summary)	<a href="#">Met Office</a> <a href="#">SEPA</a> <a href="#">Natural Resources Wales</a>	<b>Today:</b> Largely cloudy, mild and breezy across Wales, central and southern England with rain and drizzle across western parts. Some brighter interludes possible to the east. Windy in the north and temperatures more towards average, with sunny spells and blustery showers. <b>Tonight:</b> Cloudy, drizzly and mild in the south. Clearer to the north, and chillier, with strong winds and showers. These merging to persistent rain across Northern Ireland, northwest Scotland and England.
General Weather Concerns e.g. wind, rain, snow, flooding, GB Weather Warnings	<a href="#">Met Office</a> <a href="#">Weather Warnings</a> <a href="#">SEPA</a> <a href="#">Natural Resources Wales</a>	<b>UK Weather Warnings</b> No weather warnings are in force for the UK <b>Flood Warnings</b> 3 flood warnings and 38 flood alerts issued for England. 0 flood warnings and 1 flood alerts issued for Scotland. 0 flood warning and 0 flood alerts issued for Wales

Contains public sector information licensed under the Open Government Licence v1.0

Further Information	
BM Reports	<a href="https://www.bmreports.com">https://www.bmreports.com</a>
System Balancing Reports	<a href="https://www.nationalgrideso.com/industry-information/industry-data-and-reports/system-balancing-reports">https://www.nationalgrideso.com/industry-information/industry-data-and-reports/system-balancing-reports</a>
Forecast Volumes and Costs	<a href="https://www.nationalgrideso.com/industry-information/industry-data-and-reports/forecast-volumes-and-costs">https://www.nationalgrideso.com/industry-information/industry-data-and-reports/forecast-volumes-and-costs</a>