

# National Electricity Transmission System Status Report

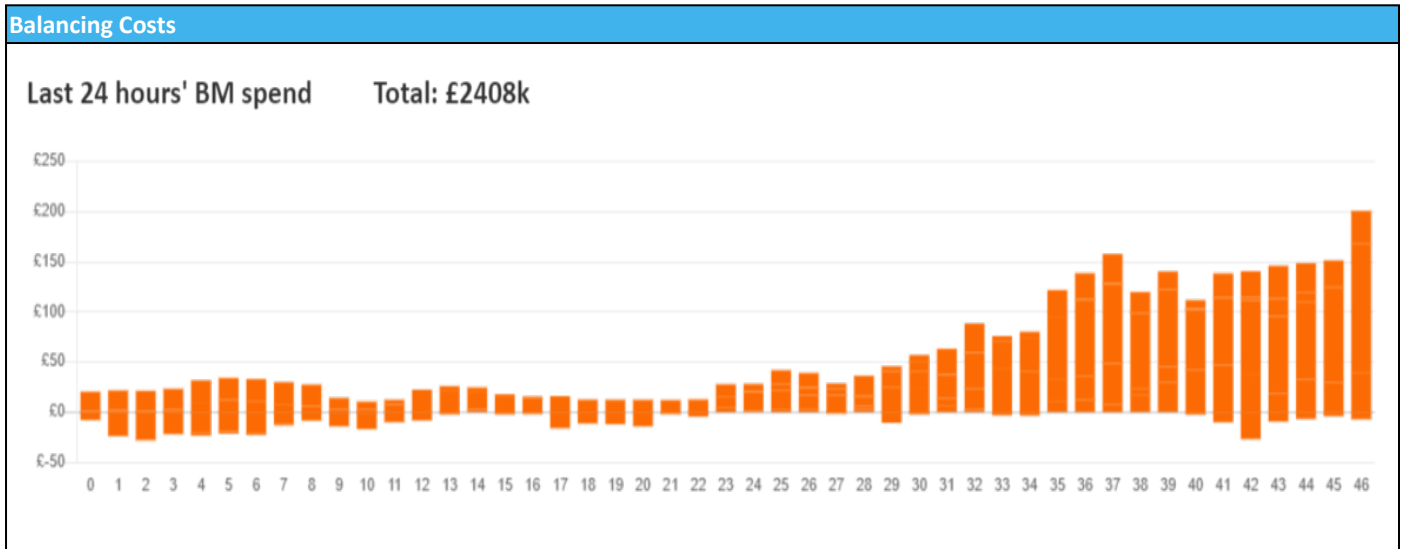


nationalgridESO

National Electricity Transmission System Status Report  
Wednesday 31 January 2024

Today's High Level Risk Status Forecast for the next 24h			
General Status		Voltage	
Demand		System Inertia	
System Margins		Weather	
Generation		Transmission	
Active Constraints			
<a href="#">System Warning</a>			

<a href="#">Today's Minimum De-Rated Margin</a>	18,615 (SP 35)	
Current BMU Largest Loss Risk	Generation	1500 MW
	Demand	800 MW



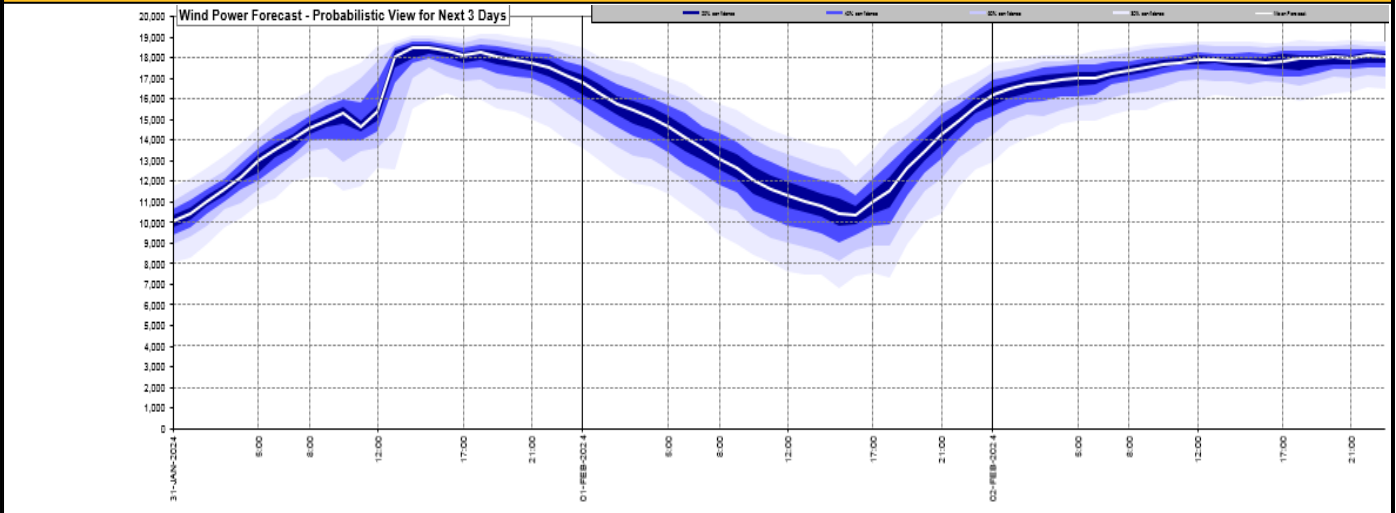
**Yesterday's Market Summary**

<a href="#">Cash Out Price (Max)</a>	£ 95.5 (SP 34, 39)
<a href="#">Cash Out Price (Min)</a>	£37.85 (SP 7)
<a href="#">Peak Demand Yesterday</a>	41,660 MW
Minimum Demand	21,372 MW

**Interconnector Net Transfer Capacity (MWs)**

Today	Import	Export	Remarks
Netherlands (BritNed)	508	508	Partially Available
France (IFA)	2000	2000	Fully Available
Belgium (Nemo)	1000	1000	Fully Available
Ireland (EWIC)	500	500	Fully Available
France (ElecLink)	1000	1000	Fully Available
Northern Ireland (MOYLE)	500	500	Fully Available
Norway (NSL)	1400	1400	Fully Available
France (IFA2)	0	0	Unavailable
Viking Link	1456	1456	Fully Available

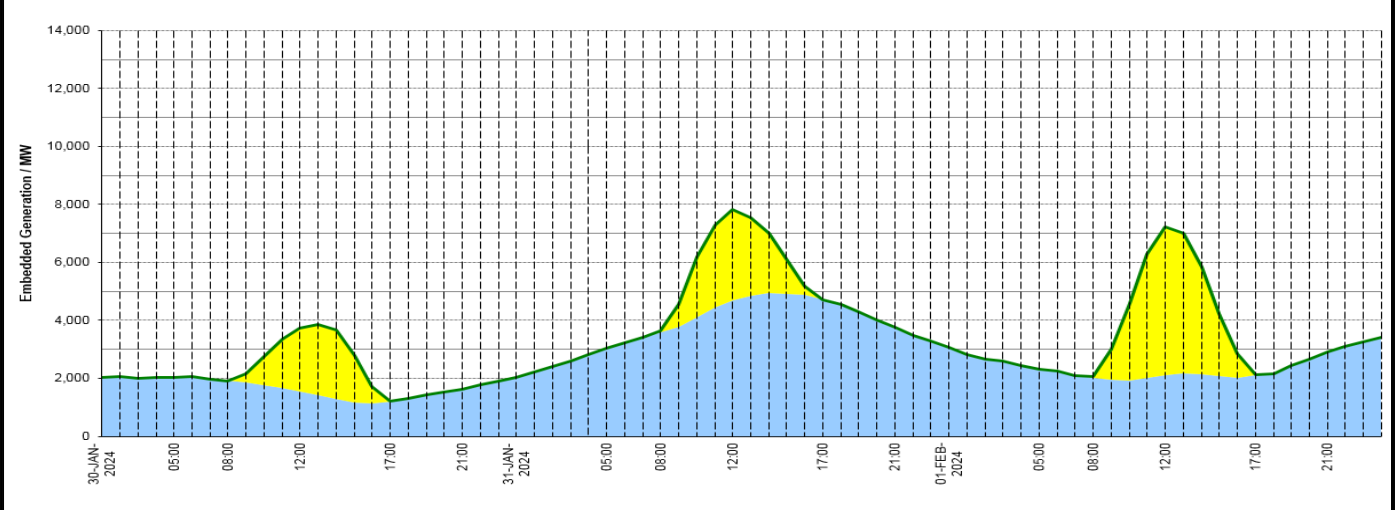
**Wind Power Forecast**



**Expected embedded generation (MWs)**

**Embedded Generation Forecast**

Embedded Generation Estimates													Last run: 31-Jan-2024 04:33:11				
	30-JAN-2024					31-JAN-2024					01-FEB-2024						
	05:00	08:00	12:00	17:00	21:00	00:00	05:00	08:00	12:00	17:00	21:00	00:00	05:00	08:00	12:00	17:00	21:00
Solar (MW)	0	0	2190	9	0	0	0	49	3106	0	0	0	0	52	5113	24	0
Wind (MW)	2046	1913	1544	1208	1626	2039	3034	3596	4705	4710	3773	3070	2326	2011	2124	2104	2912
STOR (MW)	0	0	0	0	0	0	0	0	0	0	0	0	0	0	0	0	0
<b>Total (MW)</b>	<b>2046</b>	<b>1913</b>	<b>3734</b>	<b>1217</b>	<b>1626</b>	<b>2039</b>	<b>3034</b>	<b>3645</b>	<b>7811</b>	<b>4710</b>	<b>3773</b>	<b>3070</b>	<b>2326</b>	<b>2063</b>	<b>7237</b>	<b>2128</b>	<b>2912</b>



Weather	Source	Commentary
Latest forecast (Summary)	<a href="#">Met Office</a> <a href="#">SEPA</a> <a href="#">Natural Resources Wales</a>	<b>Today:</b> Strong and gusty winds across the north of the UK today, with severe gales across northern Scotland. Heavy rain slowly moving southwards through the day, though southern parts of England and Wales staying dry and bright until after dark. <b>Tonight:</b> Heavy rain clearing southern England and Wales this evening. Blustery showers across Scotland continuing through into the early hours. Clear spells elsewhere, with a patchy frost developing.
General Weather Concerns e.g. wind, rain, snow, flooding, GB Weather Warnings	<a href="#">Met Office</a> <a href="#">Weather Warnings</a> <a href="#">SEPA</a> <a href="#">Natural Resources Wales</a>	<b>UK Weather Warnings</b> Yellow warning of wind Areas affected: Grampian   Highlands & Eilean Siar   Orkney & Shetland  Yellow warning of wind Areas affected: Central, Tayside & Fife   Grampian   Highlands & Eilean Siar   North East England   North West England   Northern Ireland   SW Scotland, Lothian Borders   Strathclyde   Yorkshire & Humber  <b>Flood Warnings</b> 6 flood warnings and 49 flood alerts issued for England.

Weather	Source	Commentary
		4 flood warnings and 9 flood alerts issued for Scotland.  0 flood warning and 0 flood alerts issued for Wales

*Contains public sector information licensed under the Open Government Licence v1.0*

Further Information	
BM Reports	<a href="https://www.bmreports.com">https://www.bmreports.com</a>
System Balancing Reports	<a href="https://www.nationalgrideso.com/industry-information/industry-data-and-reports/system-balancing-reports">https://www.nationalgrideso.com/industry-information/industry-data-and-reports/system-balancing-reports</a>
Forecast Volumes and Costs	<a href="https://www.nationalgrideso.com/industry-information/industry-data-and-reports/forecast-volumes-and-costs">https://www.nationalgrideso.com/industry-information/industry-data-and-reports/forecast-volumes-and-costs</a>