

National Electricity Transmission System Status Report

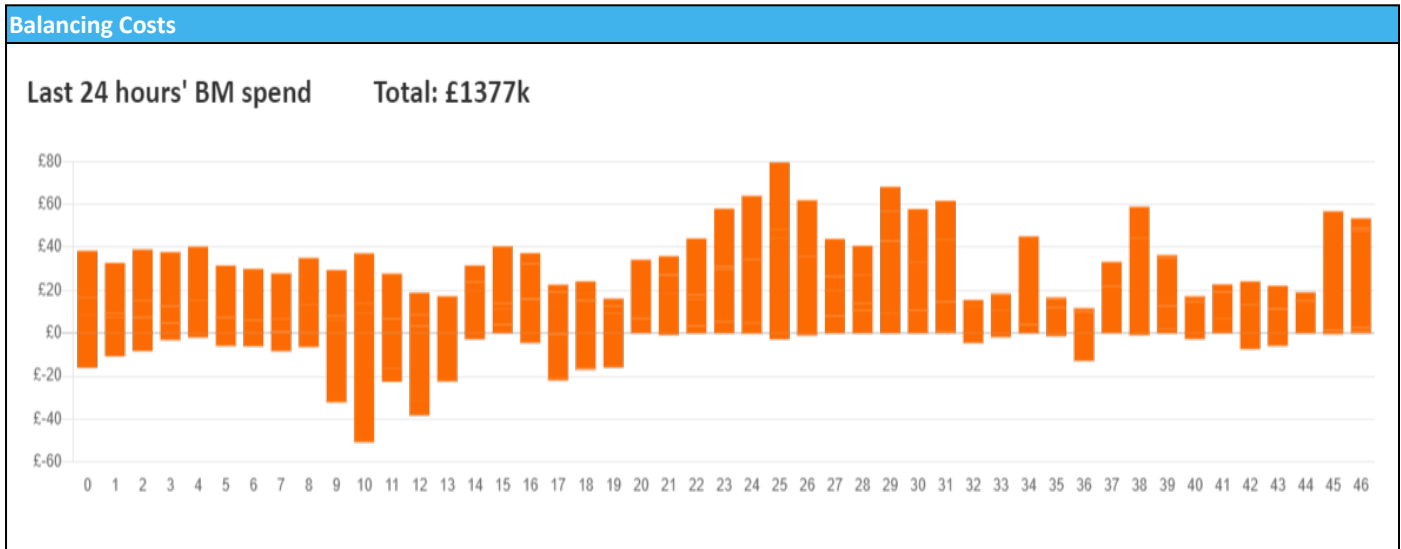


nationalgridESO

National Electricity Transmission System Status Report
Friday 05 January 2024

| Today's High Level Risk Status Forecast for the next 24h | | | |
|--|--|----------------|--|
| General Status | | Voltage | |
| Demand | | System Inertia | |
| System Margins | | Weather | |
| Generation | | Transmission | |
| Active Constraints | | | |
| System Warning | | | |

| | | |
|---|--------------|---------|
| Today's Minimum De-Rated Margin | 7327 (SP 34) | |
| Current BMU Largest Loss Risk | Generation | 1400 MW |
| | Demand | 560 MW |



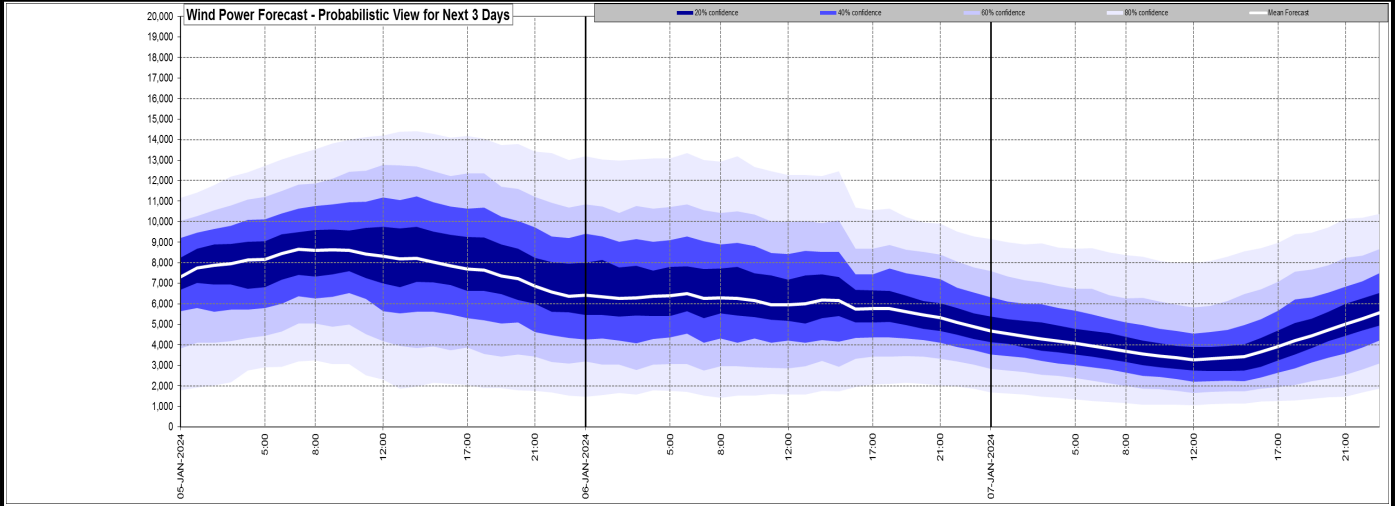
Yesterday's Market Summary

| | |
|---------------------------------------|-----------------|
| Cash Out Price (Max) | £132.50 (SP 36) |
| Cash Out Price (Min) | £5.00 (SP 5) |
| Peak Demand Yesterday | 42,817 MW |
| Minimum Demand | 21,733 MW |

Interconnector Net Transfer Capacity (MWs)

| Today | Import | Export | Remarks |
|--------------------------|--------|--------|---------------------|
| Netherlands (BritNed) | 1000 | 1000 | Fully Available |
| France (IFA) | 2000 | 2000 | Fully Available |
| Belgium (Nemo) | 1000 | 1025 | Fully Available |
| Ireland (EWIC) | 500 | 530 | Fully Available |
| France (ElecLink) | 1000 | 1000 | Fully Available |
| Northern Ireland (MOYLE) | 500 | 500 | Fully Available |
| Norway (NSL) | 1424 | 1424 | Fully Available |
| France (IFA2) | 0 | 0 | Unavailable |
| Viking Link | 800 | 800 | Partially Available |

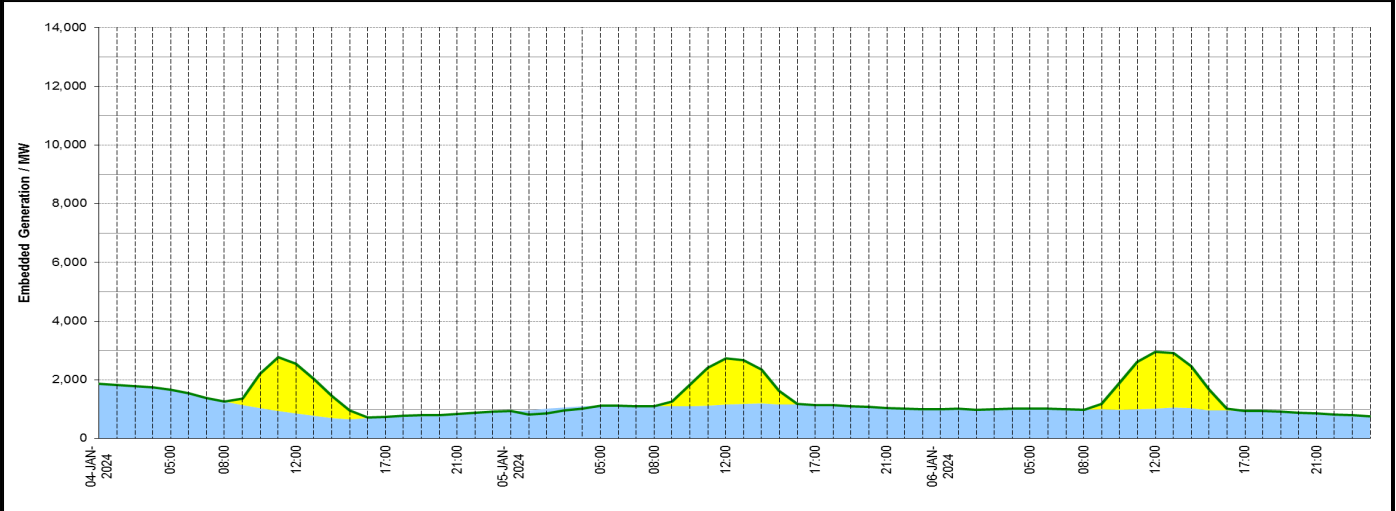
Wind Power Forecast



Expected embedded generation (MWs)

Embedded Generation Forecast

| | 04-JAN-2024 | | | | | 05-JAN-2024 | | | | | 06-JAN-2024 | | | | | | |
|-------------------|-------------|-------------|-------------|------------|------------|-------------|-------------|-------------|-------------|-------------|-------------|-------------|-------------|------------|-------------|------------|------------|
| | 05:00 | 08:00 | 12:00 | 17:00 | 21:00 | 00:00 | 05:00 | 08:00 | 12:00 | 17:00 | 21:00 | 00:00 | 05:00 | 08:00 | 12:00 | 17:00 | 21:00 |
| Solar (MW) | 0 | 0 | 1702 | 0 | 0 | 0 | 0 | 0 | 1579 | 0 | 0 | 0 | 0 | 0 | 1924 | 0 | 0 |
| Wind (MW) | 1673 | 1263 | 860 | 734 | 848 | 943 | 1116 | 1099 | 1164 | 1147 | 1042 | 1007 | 1022 | 976 | 1027 | 948 | 860 |
| STOR (MW) | 0 | 0 | 0 | 0 | 0 | 0 | 0 | 0 | 0 | 0 | 0 | 0 | 0 | 0 | 0 | 0 | 0 |
| Total (MW) | 1673 | 1263 | 2562 | 734 | 848 | 943 | 1116 | 1099 | 2743 | 1147 | 1042 | 1007 | 1022 | 976 | 2951 | 948 | 860 |



| Weather | Source | Commentary |
|---|---|---|
| Latest forecast (Summary) | Met Office SEPA Natural Resources Wales | Today: Rather cloudy in southeast England with rain and drizzle at times. Rain for northeastern Scotland and England. Elsewhere a largely dry day with bright or sunny spells, still with some heavy coastal showers. Feeling a little cooler. Tonight: Staying cloudy with some patchy rain in the east. Clearer spells and some coastal showers in the west. Cold under clear skies with patchy fog and frost forming. |
| General Weather Concerns e.g. wind, rain, snow, flooding, GB Weather Warnings | Met Office Weather Warnings SEPA Natural Resources Wales | UK Weather Warnings No weather warnings are in force for the UK Flood Warnings 296 flood warnings and 330 flood alerts issued for England. 0 flood warnings and 0 flood alerts issued for Scotland. 2 flood warnings and 13 flood alerts issued for Wales |

Contains public sector information licensed under the Open Government Licence v1.0

| Further Information | |
|----------------------------|---|
| BM Reports | https://www.bmreports.com |
| System Balancing Reports | https://www.nationalgrideso.com/industry-information/industry-data-and-reports/system-balancing-reports |
| Forecast Volumes and Costs | https://www.nationalgrideso.com/industry-information/industry-data-and-reports/forecast-volumes-and-costs |