

National Electricity Transmission System Status Report

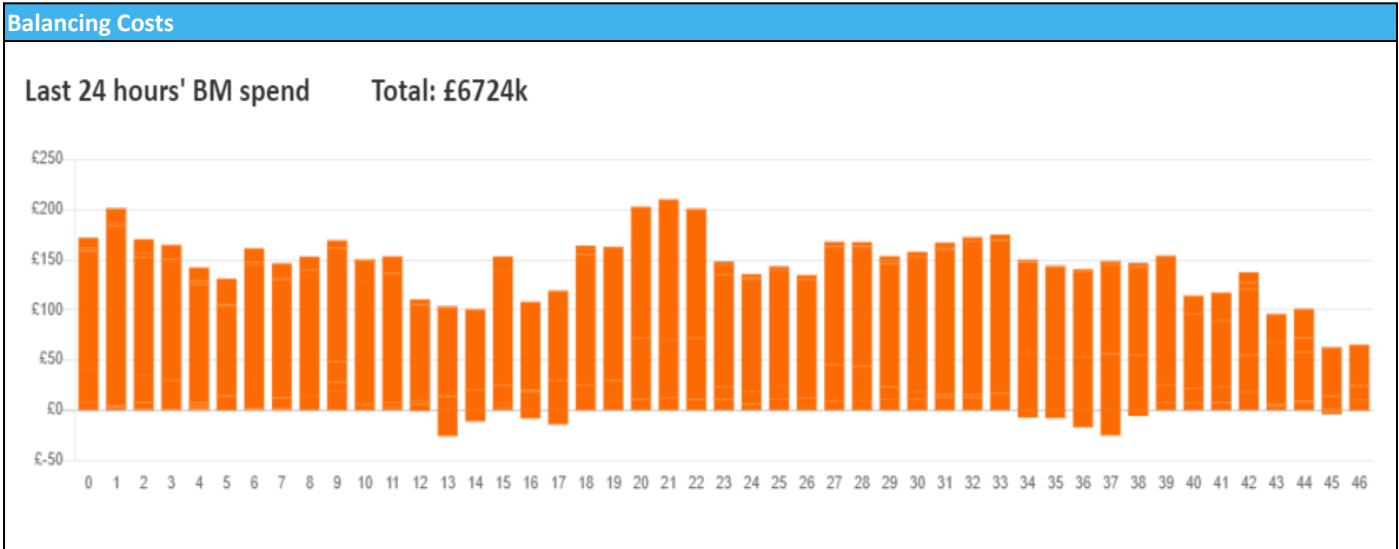


nationalgridESO

National Electricity Transmission System Status Report
Friday 08 December 2023

| Today's High Level Risk Status Forecast for the next 24h | | | |
|--|--|----------------|--|
| General Status | | Voltage | |
| Demand | | System Inertia | |
| System Margins | | Weather | |
| Generation | | Transmission | |
| Active Constraints | | | |
| System Warning | | | |

| | | |
|---|---------------|---------|
| Today's Minimum De-Rated Margin | 16175 (SP 35) | |
| Current BMU Largest Loss Risk | Generation | 1400 MW |
| | Demand | 960 MW |



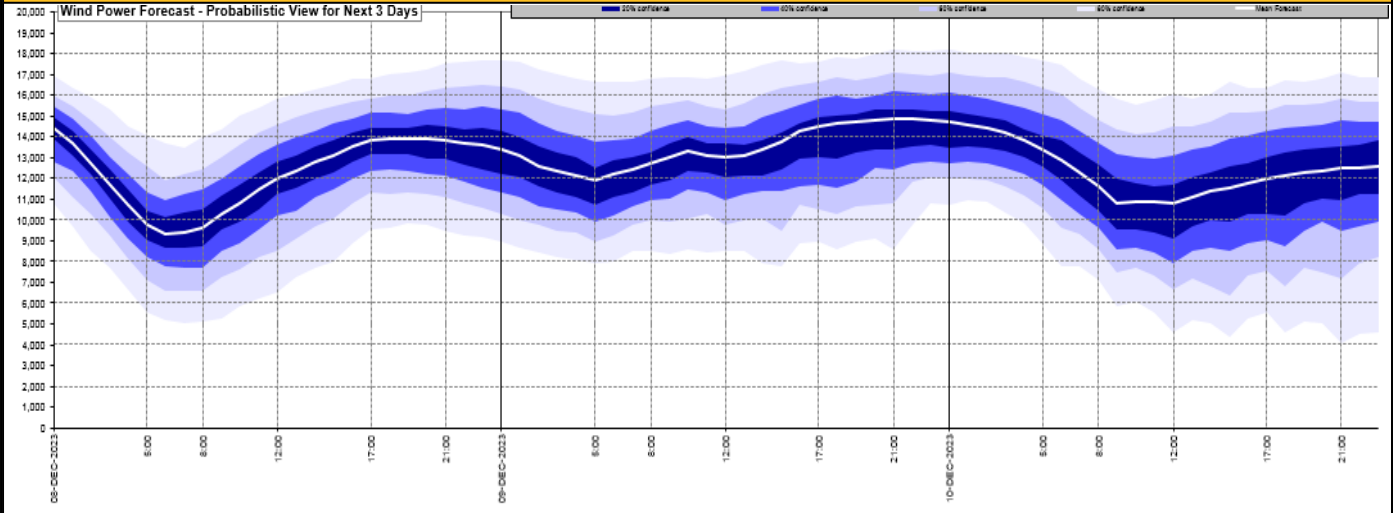
Yesterday's Market Summary

| | |
|---------------------------------------|-----------------|
| Cash Out Price (Max) | £168.9 (SP 2) |
| Cash Out Price (Min) | £10 (SP 47, 48) |
| Peak Demand Yesterday | 46,951 MW |
| Minimum Demand | 22,958 MW |

Interconnector Net Transfer Capacity (MWs)

| Today | Import | Export | Remarks |
|--------------------------|--------|--------|----------------------|
| Netherlands (BritNed) | 1000 | 1000 | Fully Available |
| France (IFA) | 2000 | 2000 | Fully Available |
| Belgium (Nemo) | 1000 | 1025 | Fully Available |
| Ireland (EWIC) | 500 | 530 | Fully Available |
| France (ElecLink) | 1000 | 1000 | Fully Available |
| Northern Ireland (MOYLE) | 500 | 500 | Fully Available |
| Norway (NSL) | 1424 | 1424 | Fully Available |
| France (IFA2) | 0 | 0 | Unavailable |
| Viking Link | 0 | 0 | Not yet commissioned |

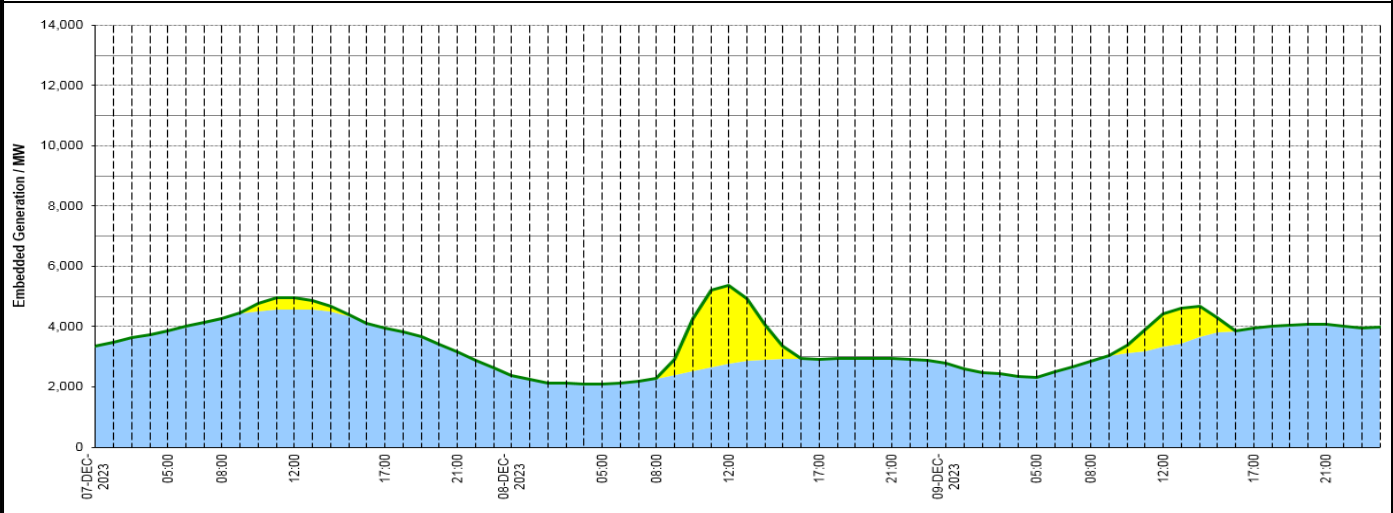
Wind Power Forecast



Expected embedded generation (MWs)

Embedded Generation Forecast

| | 07-DEC-2023 | | | | | 08-DEC-2023 | | | | | 09-DEC-2023 | | | | | | |
|-------------------|-------------|-------------|-------------|-------------|-------------|-------------|-------------|-------------|-------------|-------------|-------------|-------------|-------------|-------------|-------------|-------------|-------------|
| | 05:00 | 08:00 | 12:00 | 17:00 | 21:00 | 00:00 | 05:00 | 08:00 | 12:00 | 17:00 | 21:00 | 00:00 | 05:00 | 08:00 | 12:00 | 17:00 | 21:00 |
| Solar (MW) | 0 | 0 | 389 | 0 | 0 | 0 | 0 | 0 | 2605 | 0 | 0 | 0 | 0 | 0 | 1083 | 0 | 0 |
| Wind (MW) | 3858 | 4274 | 4580 | 3945 | 3170 | 2391 | 2102 | 2279 | 2772 | 2925 | 2952 | 2780 | 2324 | 2861 | 3334 | 3946 | 4075 |
| STOR (MW) | 0 | 0 | 0 | 0 | 0 | 0 | 0 | 0 | 0 | 0 | 0 | 0 | 0 | 0 | 0 | 0 | 0 |
| Total (MW) | 3858 | 4274 | 4969 | 3945 | 3170 | 2391 | 2102 | 2279 | 5377 | 2925 | 2952 | 2780 | 2324 | 2861 | 4417 | 3946 | 4075 |



| Weather | Source | Commentary |
|---|---|--|
| Latest forecast (Summary) | Met Office SEPA Natural Resources Wales | <p>Today: Rain continuing to clear northeast across Scotland. Low cloud across eastern England clearing with sunny spells developing. Elsewhere scattered showers following in, these frequent and heavy, perhaps merging together in the west at times. Windy, especially in the west.</p> <p>Tonight: Areas of showery rain, locally heavy moving east across much of the country. Becoming drier with clear spells developing across the south before increasing cloud and rain arrives later. Windy.</p> |
| General Weather Concerns e.g. wind, rain, snow, flooding, GB Weather Warnings | Met Office Weather Warnings SEPA Natural Resources Wales | <p>UK Weather Warnings No weather warnings are in force for the GB</p> <p>Flood Warnings 67 flood warnings and 197 flood alerts issued for England.</p> <p>10 flood warnings and 9 flood alerts issued for Scotland.</p> <p>0 flood warnings and 4 flood alert issued for Wales</p> |

Contains public sector information licensed under the Open Government Licence v1.0

| Further Information | |
|----------------------------|---|
| BM Reports | https://www.bmreports.com |
| System Balancing Reports | https://www.nationalgrideso.com/industry-information/industry-data-and-reports/system-balancing-reports |
| Forecast Volumes and Costs | https://www.nationalgrideso.com/industry-information/industry-data-and-reports/forecast-volumes-and-costs |