

# National Electricity Transmission System Status Report

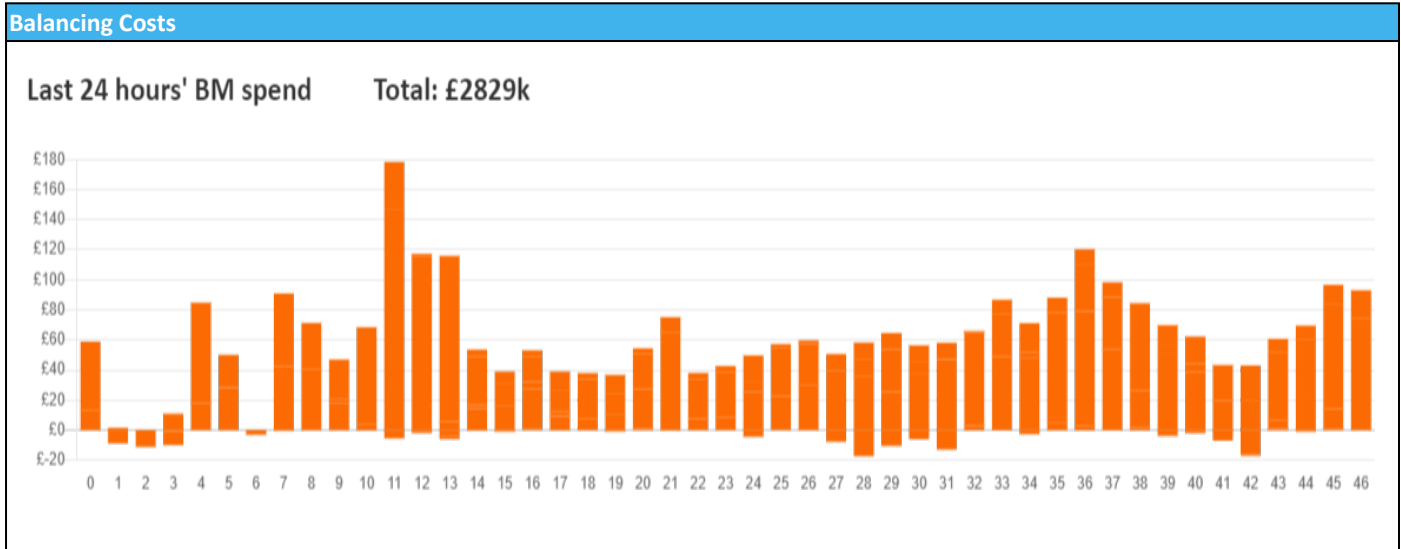


nationalgridESO

National Electricity Transmission System Status Report  
Sunday 05 November 2023

Today's High Level Risk Status Forecast for the next 24h			
General Status		Voltage	
Demand		System Inertia	
System Margins		Weather	
Generation		Transmission	
Active Constraints			
<a href="#">System Warning</a>			

<a href="#">Today's Minimum De-Rated Margin</a>	10,977 (SP 35)	
Current BMU Largest Loss Risk	Generation	1500 MW
	Demand	560 MW



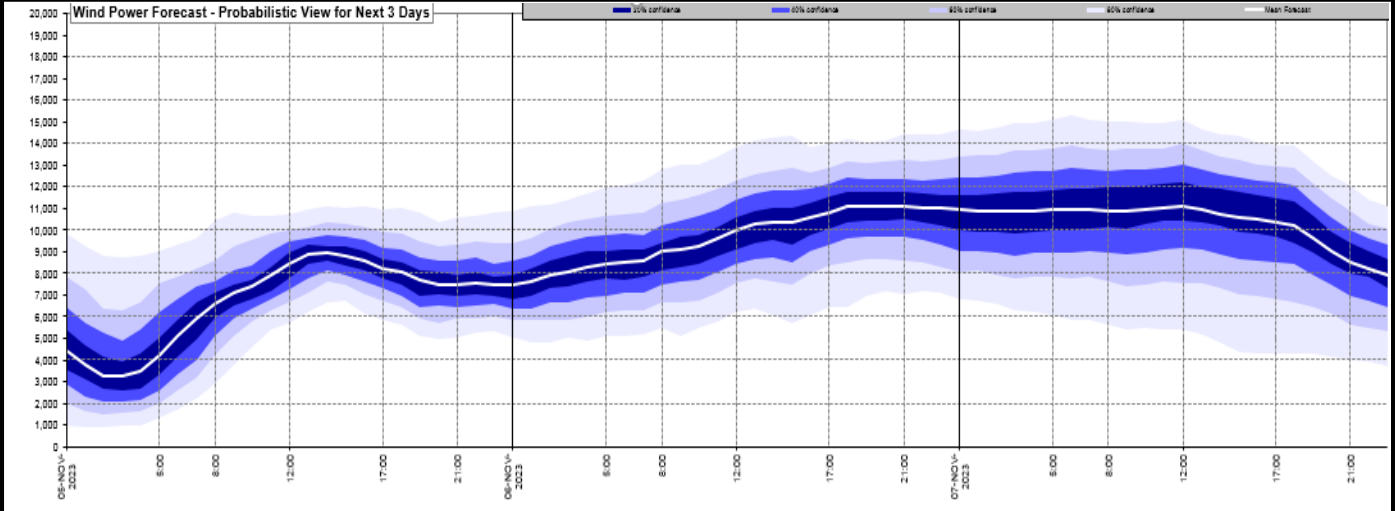
**Yesterday's Market Summary**

<a href="#">Cash Out Price (Max)</a>	£178 (SP 13)
<a href="#">Cash Out Price (Min)</a>	£37.30 (SP 3&4)
<a href="#">Peak Demand Yesterday</a>	35, 770 MW
Minimum Demand	19,000 MW

**Interconnector Net Transfer Capacity (MWs)**

Today	Import	Export	Remarks
Netherlands (BritNed)	1000	1000	Fully Available
France (IFA)	1500	1500	Partially available
Belgium (Nemo)	1000	1025	Fully Available
Ireland (EWIC)	500	530	Fully Available
France (ElecLink)	1000	1000	Fully Available
Northern Ireland (MOYLE)	500	500	Fully Available
Norway (NSL)	1424	1424	Fully Available
France (IFA2)	1014	1014	Fully Available
Viking Link	0	0	Not yet commissioned

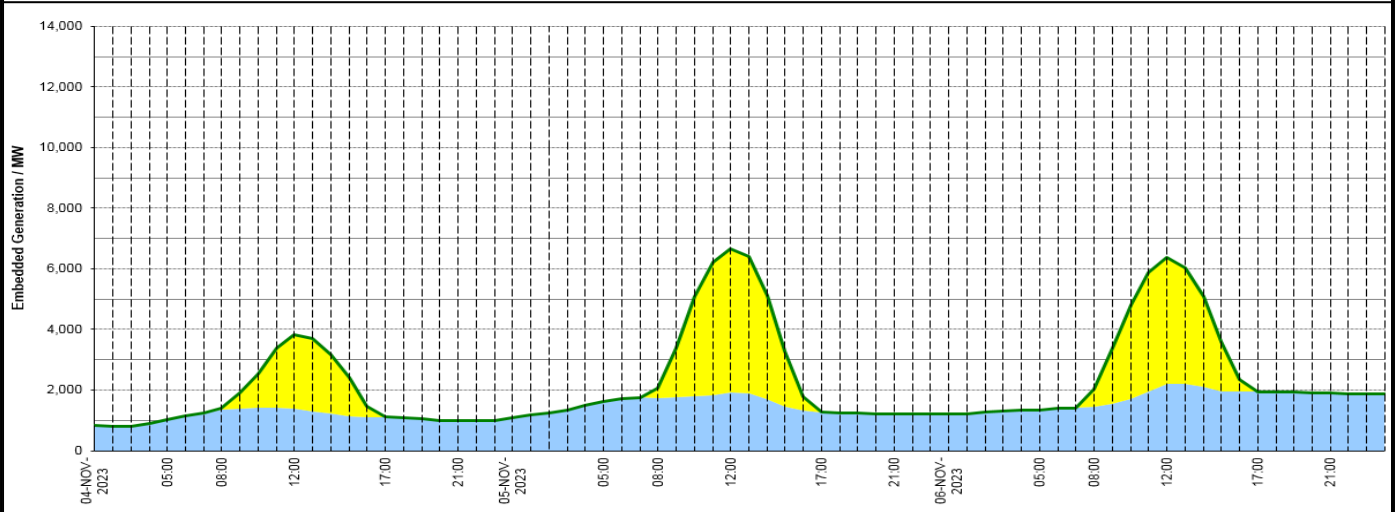
### Wind Power Forecast



### Expected embedded generation (MWs)

#### Embedded Generation Forecast

	04-NOV-2023					05-NOV-2023					06-NOV-2023						
	05:00	08:00	12:00	17:00	21:00	00:00	05:00	08:00	12:00	17:00	21:00	00:00	05:00	08:00	12:00	17:00	21:00
Solar (MW)	0	57	2437	0	0	0	0	326	4747	0	0	0	0	578	4172	0	0
Wind (MW)	1039	1341	1395	1113	980	1103	1637	1732	1917	1273	1222	1215	1350	1443	2202	1948	1900
STOR (MW)	0	0	0	0	0	0	0	0	0	0	0	0	0	0	0	0	0
<b>Total (MW)</b>	<b>1039</b>	<b>1398</b>	<b>3832</b>	<b>1113</b>	<b>980</b>	<b>1103</b>	<b>1637</b>	<b>2058</b>	<b>6664</b>	<b>1273</b>	<b>1222</b>	<b>1215</b>	<b>1350</b>	<b>2021</b>	<b>6374</b>	<b>1948</b>	<b>1900</b>



Weather	Source	Commentary
Latest forecast (Summary)	<a href="#">Met Office</a> <a href="#">SEPA</a> <a href="#">Natural Resources Wales</a>	<b>Today:</b> Showers will mostly affect western coastal counties on Sunday and could be heavy and thundery at times. After some early showers a generally dry and bright day elsewhere. Windy, particularly in the south and west, and temperatures around average. <b>Tonight:</b> Showers tending to become confined to the far south and west overnight, turning drier elsewhere with clear spells in the east. Mist and fog forming across central and northern areas.
General Weather Concerns e.g. wind, rain, snow, flooding, GB Weather Warnings	<a href="#">Met Office</a> <a href="#">Weather Warnings</a> <a href="#">SEPA</a> <a href="#">Natural Resources Wales</a>	<b>UK Weather Warnings</b> no weather warnings in force for the UK <b>Flood Warnings</b> 41 flood warnings and 168 flood alerts issued for England. 0 flood warnings and 0 flood alerts issued for Scotland. 1 flood warnings and 6 flood alerts issued for Wales

Contains public sector information licensed under the Open Government Licence v1.0

Further Information	
BM Reports	<a href="https://www.bmreports.com">https://www.bmreports.com</a>
System Balancing Reports	<a href="https://www.nationalgrideso.com/industry-information/industry-data-and-reports/system-balancing-reports">https://www.nationalgrideso.com/industry-information/industry-data-and-reports/system-balancing-reports</a>
Forecast Volumes and Costs	<a href="https://www.nationalgrideso.com/industry-information/industry-data-and-reports/forecast-volumes-and-costs">https://www.nationalgrideso.com/industry-information/industry-data-and-reports/forecast-volumes-and-costs</a>