

# National Electricity Transmission System Status Report

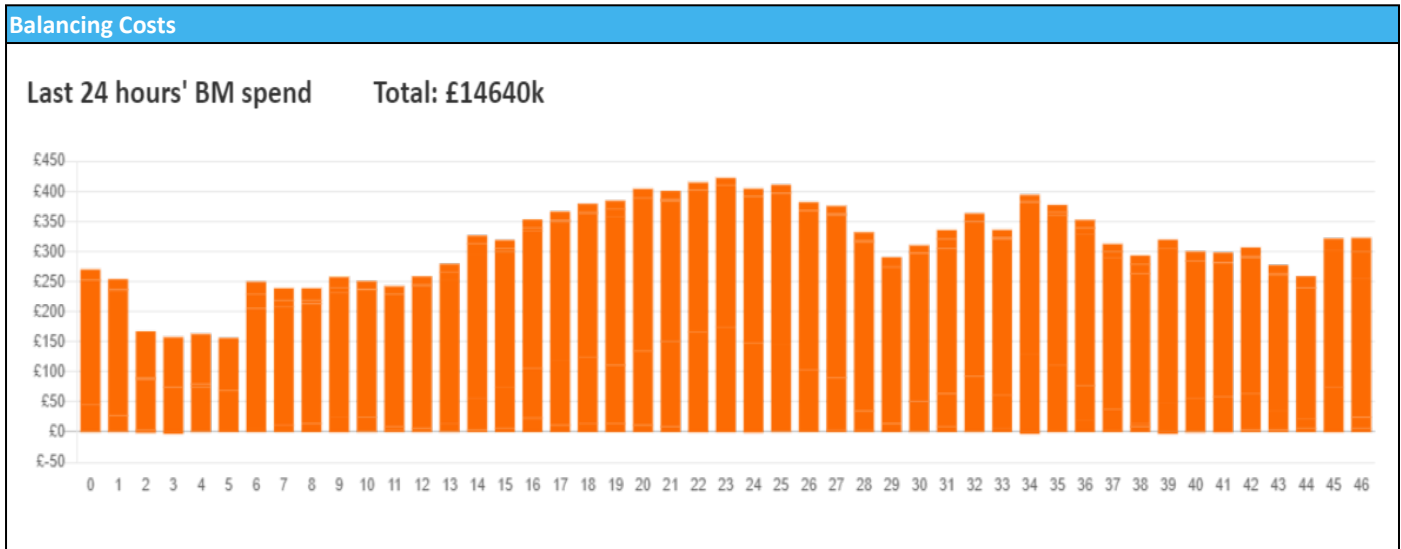


nationalgridESO

**National Electricity Transmission System Status Report**  
Sunday 29 October 2023

Today's High Level Risk Status Forecast for the next 24h			
General Status		Voltage	
Demand		System Inertia	
System Margins		Weather	
Generation		Transmission	
Active Constraints			
<a href="#">System Warning</a>			

<a href="#">Today's Minimum De-Rated Margin</a>	15689.477 (SP 37)	
Current BMU Largest Loss Risk	Generation	1400 MW
	Demand	560 MW



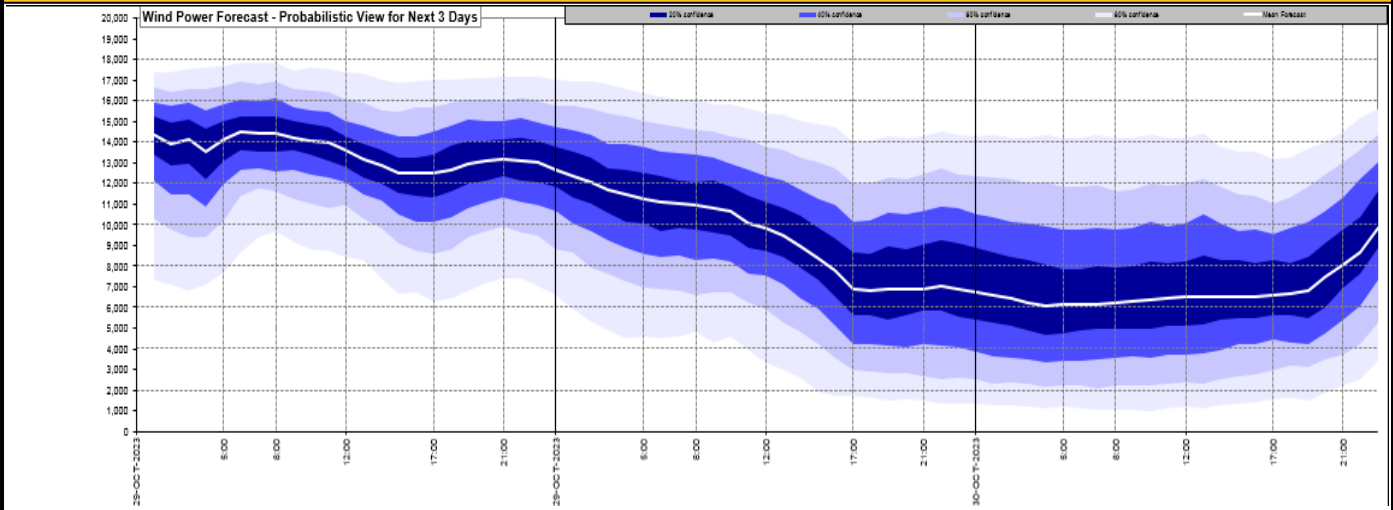
**Yesterday's Market Summary**

<a href="#">Cash Out Price (Max)</a>	£149.5 (SP 36, 37)
<a href="#">Cash Out Price (Min)</a>	£-5 (SP 7)
<a href="#">Peak Demand Yesterday</a>	32,690 MW
Minimum Demand	19,002 MW

**Interconnector Net Transfer Capacity (MWs)**

Today	Import	Export	Remarks
Netherlands (BritNed)	1000	1000	Fully Available
France (IFA)	1500	1500	Partially available
Belgium (Nemo)	1000	1025	Fully Available
Ireland (EWIC)	500	530	Fully Available
France (ElecLink)	1000	1000	Fully Available
Northern Ireland (MOYLE)	500	500	Fully Available
Norway (NSL)	1424	1424	Fully Available from 14:00 hours
France (IFA2)	1014	1014	Fully Available
Viking Link	0	0	Not yet commissioned

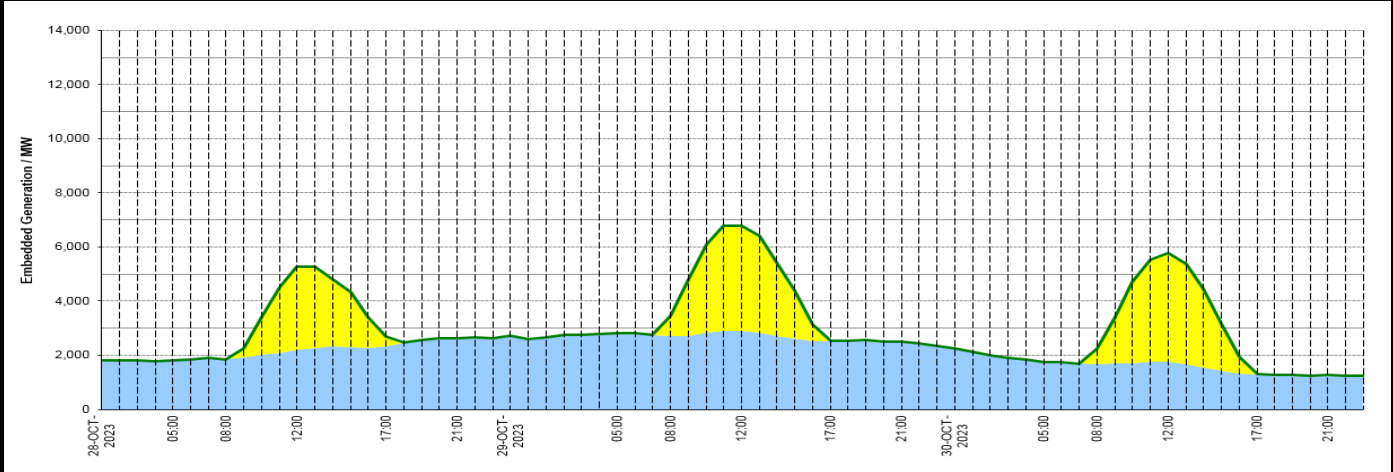
**Wind Power Forecast**



**Expected embedded generation (MWs)**

**Embedded Generation Forecast**

Embedded Generation Estimates																Last run: 29-Oct-2023 04:32:49	
	28-OCT-2023					29-OCT-2023					30-OCT-2023						
	05:00	08:00	12:00	17:00	21:00	00:00	05:00	08:00	12:00	17:00	21:00	00:00	05:00	08:00	12:00	17:00	21:00
Solar (MW)	0	0	3097	361	0	0	0	747	3880	15	0	0	0	582	4021	0	0
Wind (MW)	1825	1859	2191	2322	2623	2710	2816	2695	2897	2524	2497	2256	1759	1669	1763	1294	1263
STOR (MW)	0	0	0	0	0	0	0	0	0	0	0	0	0	0	0	0	0
<b>Total (MW)</b>	<b>1825</b>	<b>1859</b>	<b>5288</b>	<b>2683</b>	<b>2623</b>	<b>2710</b>	<b>2816</b>	<b>3442</b>	<b>6777</b>	<b>2539</b>	<b>2497</b>	<b>2256</b>	<b>1759</b>	<b>2251</b>	<b>5784</b>	<b>1294</b>	<b>1263</b>



Latest forecast at S:\OandT\OptRisk\Energy\_Requirements\09 - Demand forecasting (Forecasting team)\10 - Daily Files\EmbeddedUpdate\Latest Contact: box.demand.forecast@nationalgrid.com

Weather	Source	Commentary
Latest forecast (Summary)	<a href="#">Met Office</a> <a href="#">SEPA</a> <a href="#">Natural Resources Wales</a>	<p><b>Today:</b> Outbreaks of rain, sometimes heavy and persistent, continuing to spread into parts of eastern Scotland. Further south, sunny spells and blustery showers, most frequent along southern and western coasts. Often windy, particularly in the north.</p> <p><b>Tonight:</b> Rain across eastern Scotland persisting, occasionally turning heavy and thundery in the south. Further south, clear spells with showers focused near southern and western coasts. Mild, but chilly further north.</p>
General Weather Concerns e.g. wind, rain, snow, flooding, GB Weather Warnings	<a href="#">Met Office</a> <a href="#">Weather Warnings</a> <a href="#">SEPA</a> <a href="#">Natural Resources Wales</a>	<p><b>UK Weather Warnings</b> Yellow warning of rain Areas affected: Central, Tayside &amp; Fife   Grampian   SW Scotland, Lothian Borders   Strathclyde</p> <p><b>Flood Warnings</b> 65 flood warnings and 159 flood alerts issued for England. 21 flood warnings and 11 flood alerts issued for Scotland. 5 flood warnings and 16 flood alerts issued for Wales</p>

Further Information	
BM Reports	<a href="https://www.bmreports.com">https://www.bmreports.com</a>
System Balancing Reports	<a href="https://www.nationalgrideso.com/industry-information/industry-data-and-reports/system-balancing-reports">https://www.nationalgrideso.com/industry-information/industry-data-and-reports/system-balancing-reports</a>
Forecast Volumes and Costs	<a href="https://www.nationalgrideso.com/industry-information/industry-data-and-reports/forecast-volumes-and-costs">https://www.nationalgrideso.com/industry-information/industry-data-and-reports/forecast-volumes-and-costs</a>