

**National Electricity  
Transmission System Status Report**

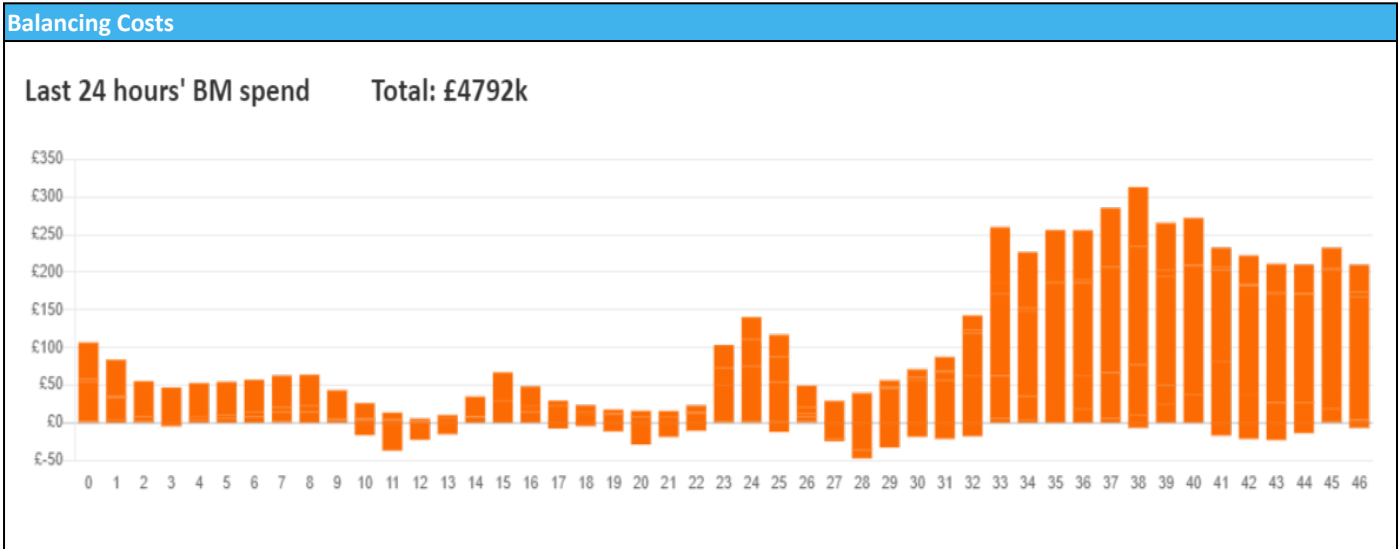


national**grid**ESO

**National Electricity Transmission System Status Report**  
Friday 27 October 2023

Today's High Level Risk Status Forecast for the next 24h			
General Status		Voltage	
Demand		System Inertia	
System Margins		Weather	
Generation		Transmission	
Active Constraints			
<a href="#">System Warning</a>			

<a href="#">Today's Minimum De-Rated Margin</a>	9074 (SP 38)	
Current BMU Largest Loss Risk	Generation	1400 MW
	Demand	560 MW



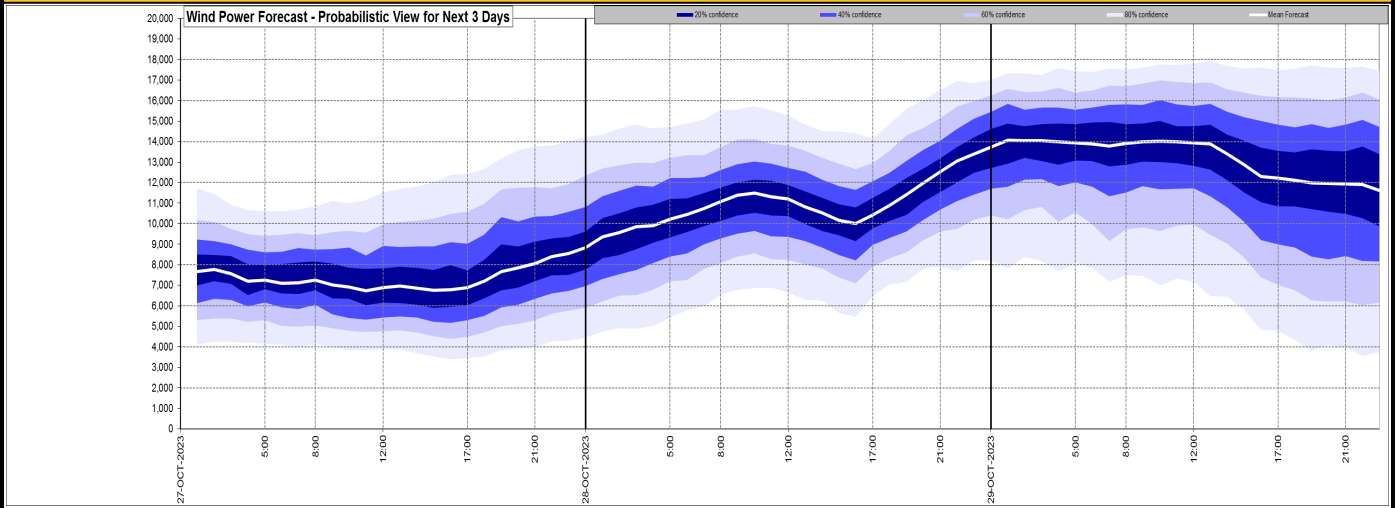
**Yesterday's Market Summary**

<a href="#">Cash Out Price (Max)</a>	£165.00 (SP 10)
<a href="#">Cash Out Price (Min)</a>	£60.00 (SP 14)
<a href="#">Peak Demand Yesterday</a>	37,341 MW
Minimum Demand	19,950 MW

**Interconnector Net Transfer Capacity (MWs)**

Today	Import	Export	Remarks
Netherlands (BritNed)	1000	1000	Fully Available
France (IFA)	1500	1500	Partially available
Belgium (Nemo)	1000	1025	Fully Available
Ireland (EWIC)	500	530	Fully Available
France (ElecLink)	1000	1000	Fully Available
Northern Ireland (MOYLE)	500	500	Fully Available
Norway (NSL)	1424	1424	Fully Available from 14:00 hours
France (IFA2)	1014	1014	Fully Available
Viking Link	0	0	Not yet commissioned

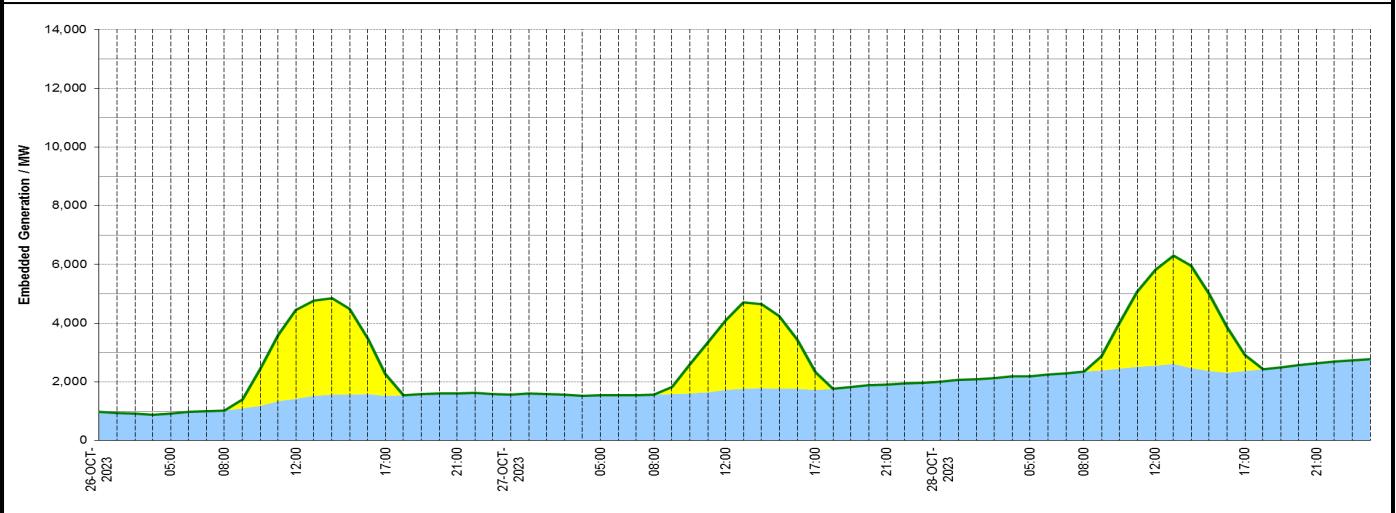
Wind Power Forecast



Expected embedded generation (MWs)

Embedded Generation Forecast

	26-OCT-2023					27-OCT-2023					28-OCT-2023						
	05:00	08:00	12:00	17:00	21:00	00:00	05:00	08:00	12:00	17:00	21:00	00:00	05:00	08:00	12:00	17:00	21:00
Solar (MW)	0	0	3030	732	0	0	0	0	2376	606	0	0	0	0	3259	546	0
Wind (MW)	931	1016	1427	1536	1612	1565	1541	1573	1729	1723	1908	2015	2195	2358	2560	2376	2637
STOR (MW)	0	0	0	0	0	0	0	0	0	0	0	0	0	0	0	0	0
<b>Total (MW)</b>	<b>931</b>	<b>1016</b>	<b>4457</b>	<b>2268</b>	<b>1612</b>	<b>1565</b>	<b>1541</b>	<b>1573</b>	<b>4105</b>	<b>2329</b>	<b>1908</b>	<b>2015</b>	<b>2195</b>	<b>2358</b>	<b>5819</b>	<b>2922</b>	<b>2637</b>



Weather	Source	Commentary
Latest forecast (Summary)	<a href="#">Met Office</a> <a href="#">SEPA</a> <a href="#">Natural Resources Wales</a>	<p><b>Today:</b> Any fog gradually clearing through the morning. Cloud and outbreaks of rain persisting across eastern Scotland. Elsewhere, a mixture of bright spells and showers, these most frequent in the west and south.</p> <p><b>Tonight:</b> Cloud and rain lingering over northeast England and eastern Scotland. A mixture of clear spells and showers, perhaps heavy, for others. Some fog patches returning.</p>
General Weather Concerns e.g. wind, rain, snow, flooding, GB Weather Warnings	<a href="#">Met Office</a> <a href="#">Weather Warnings</a> <a href="#">SEPA</a> <a href="#">Natural Resources Wales</a>	<p><b>UK Weather Warnings</b> Yellow warning of rain Areas affected: Central, Tayside &amp; Fife   Grampian</p> <p>Yellow warning of fog Areas affected: East Midlands   East of England   Yorkshire &amp; Humber</p> <p>Yellow warning of rain Areas affected: East of England   London &amp; South East England   South West England</p> <p><b>Flood Warnings</b> 0 severe flood warnings, .21 flood warnings and 81 flood alerts issued for England. 0 severe flood warnings, 8 flood warnings and 3 flood alerts issued for Scotland.</p>

Weather	Source	Commentary
		0 severe flood warnings, 1 flood warnings and 1 flood alerts issued for Wales

*Contains public sector information licensed under the Open Government Licence v1.0*

Further Information	
BM Reports	<a href="https://www.bmreports.com">https://www.bmreports.com</a>
System Balancing Reports	<a href="https://www.nationalgrideso.com/industry-information/industry-data-and-reports/system-balancing-reports">https://www.nationalgrideso.com/industry-information/industry-data-and-reports/system-balancing-reports</a>
Forecast Volumes and Costs	<a href="https://www.nationalgrideso.com/industry-information/industry-data-and-reports/forecast-volumes-and-costs">https://www.nationalgrideso.com/industry-information/industry-data-and-reports/forecast-volumes-and-costs</a>