

# National Electricity Transmission System Status Report

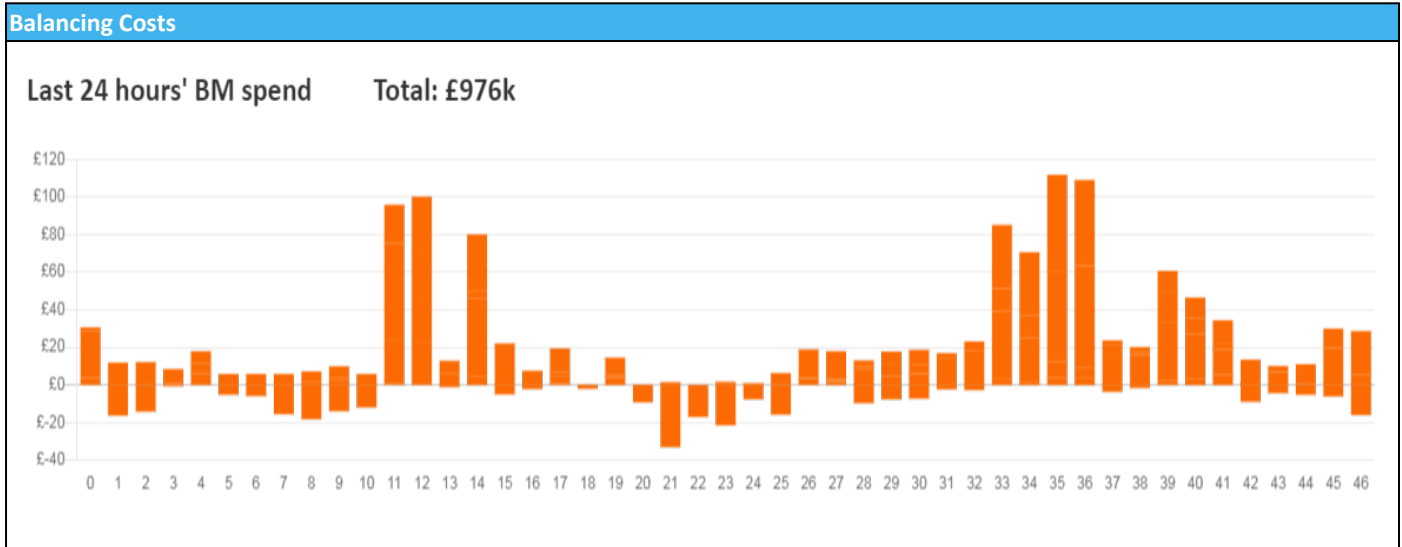


nationalgridESO

National Electricity Transmission System Status Report  
Thursday 07 September 2023

| Today's High Level Risk Status Forecast for the next 24h |  |                |  |
|--|--|----------------|--|
| General Status   |  | Voltage        |  |
| Demand   |  | System Inertia |  |
| System Margins   |  | Weather        |  |
| Generation   |  | Transmission   |  |
| Active Constraints                                       |  |                |  |
| <a href="#">System Warning</a>                           |  |                |  |

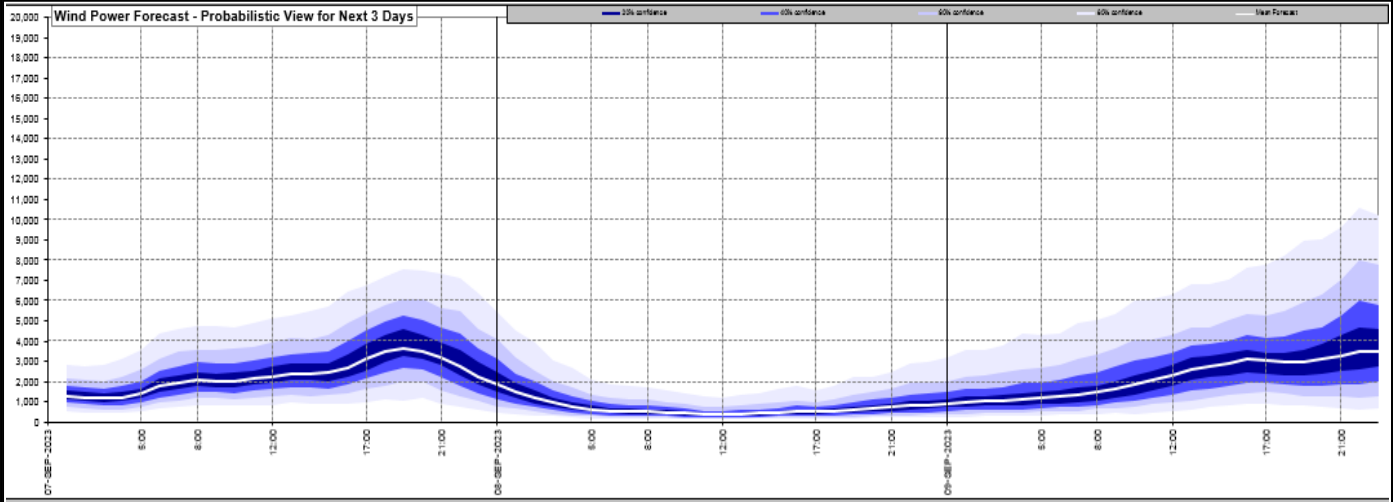
|   |               |         |
|---|---------------|---------|
| <a href="#">Today's Minimum De-Rated Margin</a> | 5,842 (SP 41) |         |
| Current BMU Largest Loss Risk                   | Generation    | 1600 MW |
|   | Demand        | 560 MW  |



| Yesterday's Market Summary            |                              |
|---------------------------------------|------------------------------|
| <a href="#">Cash Out Price (Max)</a>  | £200.67 (SP 37)              |
| <a href="#">Cash Out Price (Min)</a>  | £61.25 (SP 3, 4, 10, 11, 12) |
| <a href="#">Peak Demand Yesterday</a> | 33,626 MW                    |
| Minimum Demand                        | 19,890 MW                    |

| Interconnector Net Transfer Capacity (MWs) |        |        |                                 |
|--|--------|--------|---------------------------------|
| Today                                      | Import | Export | Remarks                         |
| Netherlands (BritNed)                      | 1000   | 1000   | Fully Available                 |
| France (IFA)                               | 500    | 500    | Partially Available - monopolar |
| Belgium (Nemo)                             | 1000   | 1000   | Fully Available                 |
| Ireland (EWIC)                             | 500    | 530    | Fully Available                 |
| France (ElecLink)                          | 1014   | 1014   | Fully Available                 |
| Northern Ireland (MOYLE)                   | 500    | 500    | Available                       |
| Norway (NSL)                               | 1437   | 1437   | Fully Available                 |
| France (IFA2)                              | 1014   | 1014   | Fully Available                 |

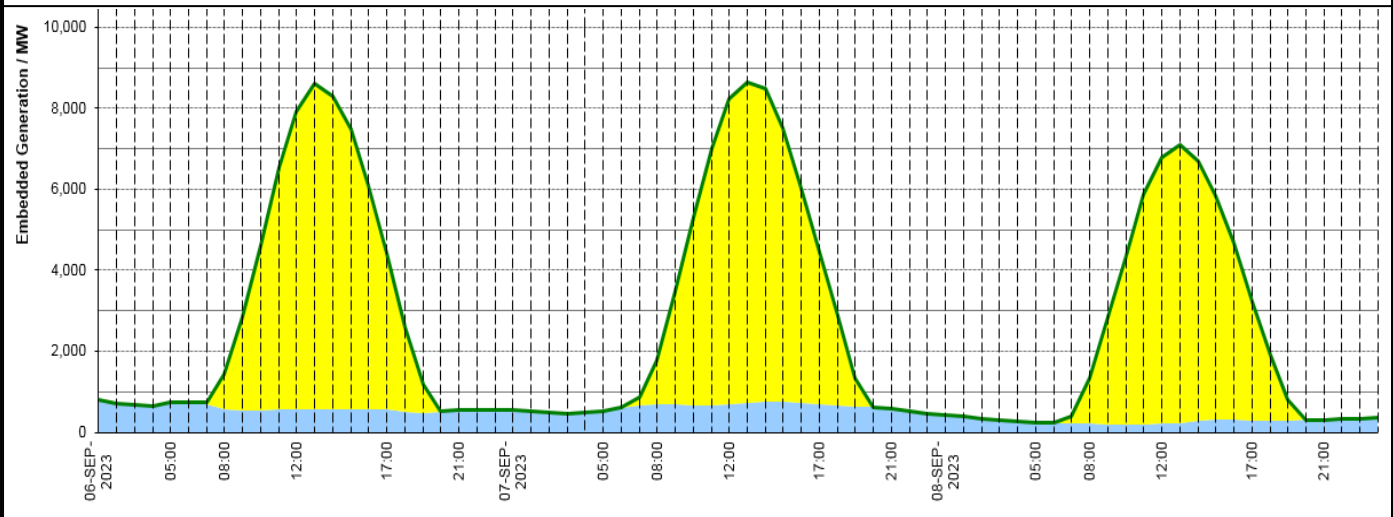
**Wind Power Forecast**



**Expected embedded generation (MWs)**

**Embedded Generation Forecast**

|                   | 06-SEP-2023 |             |             |             |            | 07-SEP-2023 |            |             |             |             | 08-SEP-2023 |            |            |             |             |             |            |
|-------------------|-------------|-------------|-------------|-------------|------------|-------------|------------|-------------|-------------|-------------|-------------|------------|------------|-------------|-------------|-------------|------------|
|                   | 05:00       | 08:00       | 12:00       | 17:00       | 21:00      | 00:00       | 05:00      | 08:00       | 12:00       | 17:00       | 21:00       | 00:00      | 05:00      | 08:00       | 12:00       | 17:00       | 21:00      |
| Solar (MW)        | 0           | 872         | 7362        | 3873        | 0          | 0           | 0          | 1067        | 7517        | 3753        | 0           | 0          | 0          | 1135        | 6590        | 2925        | 0          |
| Wind (MW)         | 755         | 563         | 570         | 566         | 541        | 544         | 527        | 698         | 707         | 692         | 583         | 430        | 244        | 207         | 211         | 291         | 311        |
| STOR (MW)         | 0           | 0           | 0           | 0           | 0          | 0           | 0          | 0           | 0           | 0           | 0           | 0          | 0          | 0           | 0           | 0           | 0          |
| <b>Total (MW)</b> | <b>755</b>  | <b>1435</b> | <b>7932</b> | <b>4439</b> | <b>541</b> | <b>544</b>  | <b>527</b> | <b>1765</b> | <b>8224</b> | <b>4445</b> | <b>583</b>  | <b>430</b> | <b>244</b> | <b>1342</b> | <b>6801</b> | <b>3216</b> | <b>311</b> |



| Weather   | Source  | Commentary  |
|---|---|---|
| Latest forecast (Summary)   | <a href="#">Met Office</a><br><a href="#">SEPA</a><br><a href="#">Natural Resources Wales</a>                                     | <p><b>Today:</b><br/>Patchy fog and low cloud burning back to North Sea coasts quickly through the morning to give a another dry day with plenty of warm sunshine. Well scattered showers in the west spreading northwards, which could be heavy and thundery.</p> <p><b>Tonight:</b><br/>Patchy mist and fog forming, and low cloud moving inland overnight. Some thundery showers for western parts. Warm again, and feeling particularly uncomfortable for sleeping.</p> |
| General Weather Concerns e.g. wind, rain, snow, flooding, GB Weather Warnings | <a href="#">Met Office</a><br><a href="#">Weather Warnings</a><br><a href="#">SEPA</a><br><a href="#">Natural Resources Wales</a> | <p><b>UK Weather Warnings</b><br/>No weather warnings are in force for the UK</p> <p><b>Flood Warnings</b><br/>1 flood warnings and 1 flood alerts issued for England.<br/>0 flood warnings and 0 flood alerts issued for Scotland.<br/>0 flood warning and 0 flood alerts issued for Wales.</p>  |

| Weather | Source | Commentary |
|---------|--------|------------|
|         |        |            |

*Contains public sector information licensed under the Open Government Licence v1.0*

| Further Information        |   |
|----------------------------|---|
| BM Reports                 | <a href="https://www.bmreports.com">https://www.bmreports.com</a>   |
| System Balancing Reports   | <a href="https://www.nationalgrideso.com/balancing-data/system-balancing-reports">https://www.nationalgrideso.com/balancing-data/system-balancing-reports</a>     |
| Forecast Volumes and Costs | <a href="https://www.nationalgrideso.com/balancing-data/forecast-volumes-and-costs">https://www.nationalgrideso.com/balancing-data/forecast-volumes-and-costs</a> |
| NGESO Insights             | <a href="https://www.nationalgrideso.com/insights">https://www.nationalgrideso.com/insights</a>   |