

**National Electricity  
Transmission System Status Report**

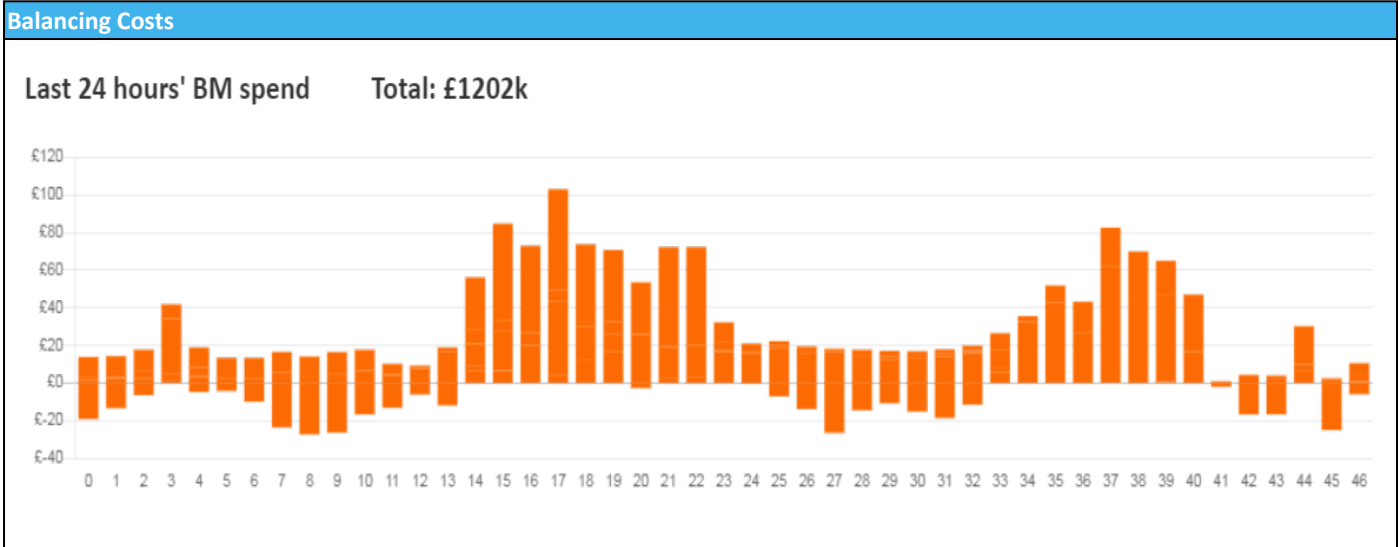


national**grid**ESO

**National Electricity Transmission System Status Report**  
Saturday 26 August 2023

Today's High Level Risk Status Forecast for the next 24h			
General Status		Voltage	
Demand		System Inertia	
System Margins		Weather	
Generation		Transmission	
Active Constraints			
<a href="#">System Warning</a>			

<a href="#">Today's Minimum De-Rated Margin</a>	7582.27 (SP 48)	
Current BMU Largest Loss Risk	Generation	1500 MW
	Demand	1050 MW



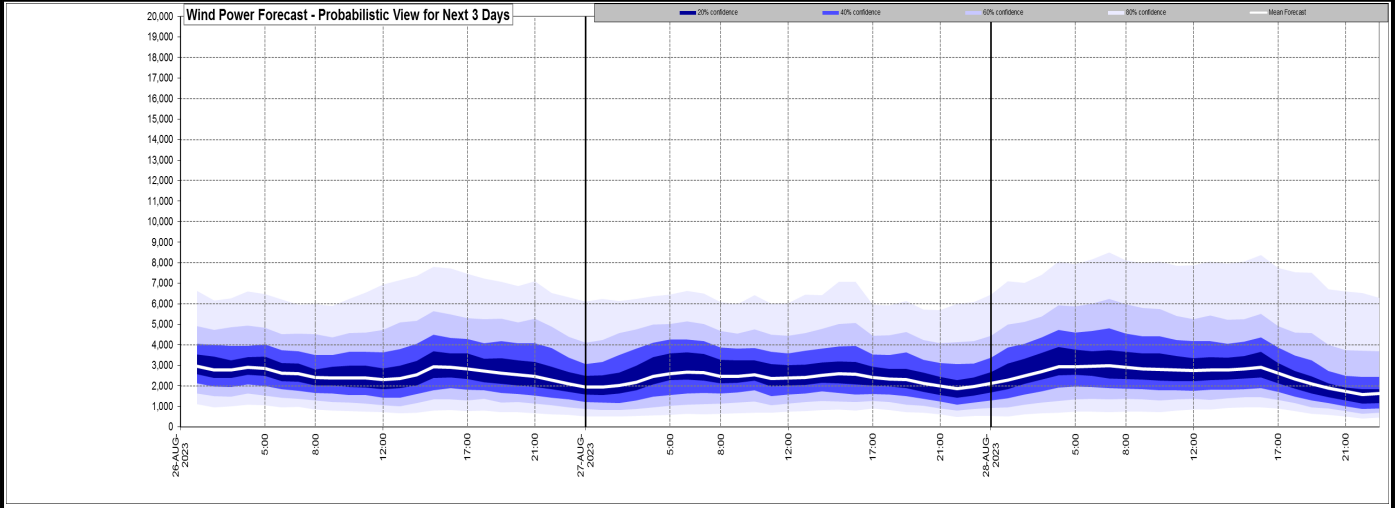
**Yesterday's Market Summary**

<a href="#">Cash Out Price (Max)</a>	£61.10 (SP 10-11)
<a href="#">Cash Out Price (Min)</a>	£134.25 (SP 19)
<a href="#">Peak Demand Yesterday</a>	29,433 MW
Minimum Demand	17,180 MW

**Interconnector Net Transfer Capacity (MWs)**

Today	Import	Export	Remarks
Netherlands (BritNed)	1000	1000	Fully available.
France (IFA)	1000	1000	Partially Available
Belgium (Nemo)	1000	1000	Fully Available
Ireland (EWIC)	500	530	Fully Available
France (ElecLink)	1014	1014	Fully Available
Northern Ireland (MOYLE)	500	500	Available
Norway (NSL)	1437	1437	Fully Available
France (IFA2)	1014	1014	Fully Available

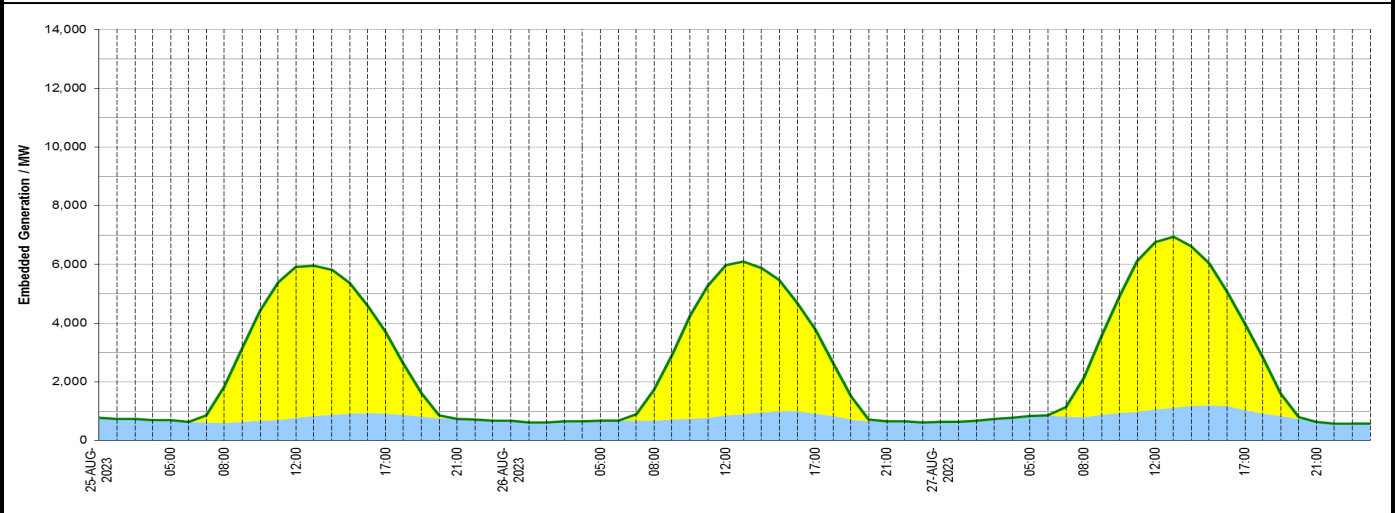
Wind Power Forecast



Expected embedded generation (MWs)

Embedded Generation Forecast

	25-AUG-2023					26-AUG-2023					27-AUG-2023						
	05:00	08:00	12:00	17:00	21:00	00:00	05:00	08:00	12:00	17:00	21:00	00:00	05:00	08:00	12:00	17:00	21:00
Solar (MW)	0	1251	5136	2793	0	0	0	1047	5131	2879	0	0	0	1342	5708	2957	0
Wind (MW)	700	603	773	922	740	678	680	685	855	913	663	634	841	809	1067	1036	647
STOR (MW)	0	0	0	0	0	0	0	0	0	0	0	0	0	0	0	0	0
<b>Total (MW)</b>	<b>700</b>	<b>1854</b>	<b>5909</b>	<b>3715</b>	<b>740</b>	<b>678</b>	<b>680</b>	<b>1732</b>	<b>5986</b>	<b>3792</b>	<b>663</b>	<b>634</b>	<b>841</b>	<b>2151</b>	<b>6775</b>	<b>3993</b>	<b>647</b>



Weather	Source	Commentary
Latest forecast (Summary)	<a href="#">Met Office</a> <a href="#">SEPA</a> <a href="#">Natural Resources Wales</a>	<p><b>Today:</b> Scattered showers already in the west, soon becoming more widespread and turning occasionally heavy with a possibility of thunder. Breezy in the west. Rather cool for late August, but feeling warm in any sunshine.</p> <p><b>Tonight:</b> Showers becoming increasingly confined to the north and west. Elsewhere most places becoming dry with some patchy mist and fog in the southeast. Thicker cloud arriving across Northern Ireland later.</p>
General Weather Concerns e.g. wind, rain, snow, flooding, GB Weather Warnings	<a href="#">Met Office</a> <a href="#">Weather Warnings</a> <a href="#">SEPA</a> <a href="#">Natural Resources Wales</a>	<p><b>UK Weather Warnings</b> Yellow warning of thunderstorms Areas affected: SW Scotland, Lothian Borders   Strathclyde</p> <p>Yellow warning of rain Areas affected: North West England</p> <p><b>Flood Warnings</b> 0 flood warnings and 2 flood alert issued for England. 0 flood warnings and 7 flood alerts issued for Scotland. 0 flood warning and 0 flood alerts issued for Wales.</p>

Weather	Source	Commentary

*Contains public sector information licensed under the Open Government Licence v1.0*

Further Information	
BM Reports	<a href="https://www.bmreports.com">https://www.bmreports.com</a>
System Balancing Reports	<a href="https://www.nationalgrideso.com/balancing-data/system-balancing-reports">https://www.nationalgrideso.com/balancing-data/system-balancing-reports</a>
Forecast Volumes and Costs	<a href="https://www.nationalgrideso.com/balancing-data/forecast-volumes-and-costs">https://www.nationalgrideso.com/balancing-data/forecast-volumes-and-costs</a>
NGESO Insights	<a href="https://www.nationalgrideso.com/insights">https://www.nationalgrideso.com/insights</a>