

# National Electricity Transmission System Status Report

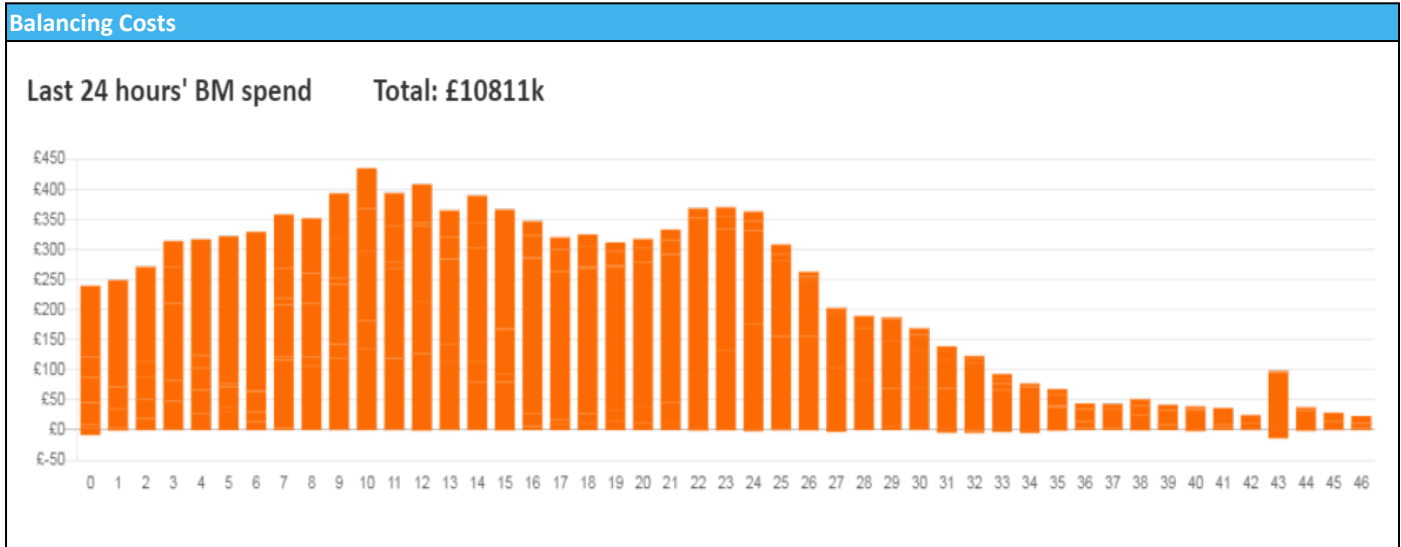


nationalgridESO

National Electricity Transmission System Status Report  
Sunday 09 July 2023

Today's High Level Risk Status Forecast for the next 24h			
General Status		Voltage	
Demand		System Inertia	
System Margins		Weather	
Generation		Transmission	
Active Constraints			
<a href="#">System Warning</a>			

<a href="#">Today's Minimum De-Rated Margin</a>	2,424 (SP 48)	
Current BMU Largest Loss Risk	Generation	1800 MW
	Demand	560MW



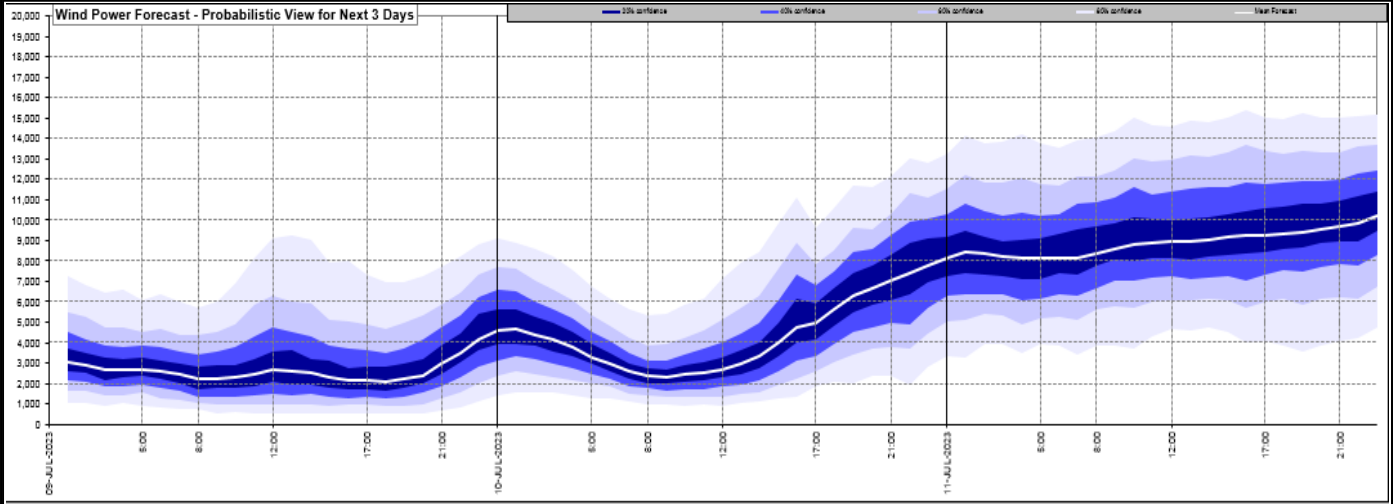
**Yesterday's Market Summary**

<a href="#">Cash Out Price (Max)</a>	£164.90 (SP 45)
<a href="#">Cash Out Price (Min)</a>	£-52 (SP 8, 17)
<a href="#">Peak Demand Yesterday</a>	27,209 MW
Minimum Demand	16,570 MW

**Interconnector Net Transfer Capacity (MWs)**

Today	Import	Export	Remarks
Netherlands (BritNed)	1100	1130	Fully Available
France (IFA)	2000	2000	Fully Available
Belgium (Nemo)	1000	1000	Fully Available
Ireland (EWIC)	500	530	Fully Available
France (ElecLink)	1014	1014	Fully Available
Northern Ireland (MOYLE)	500	500	Fully Available
Norway (NSL)	1437	1437	Fully Available
France (IFA2)	1014	1014	Fully Available

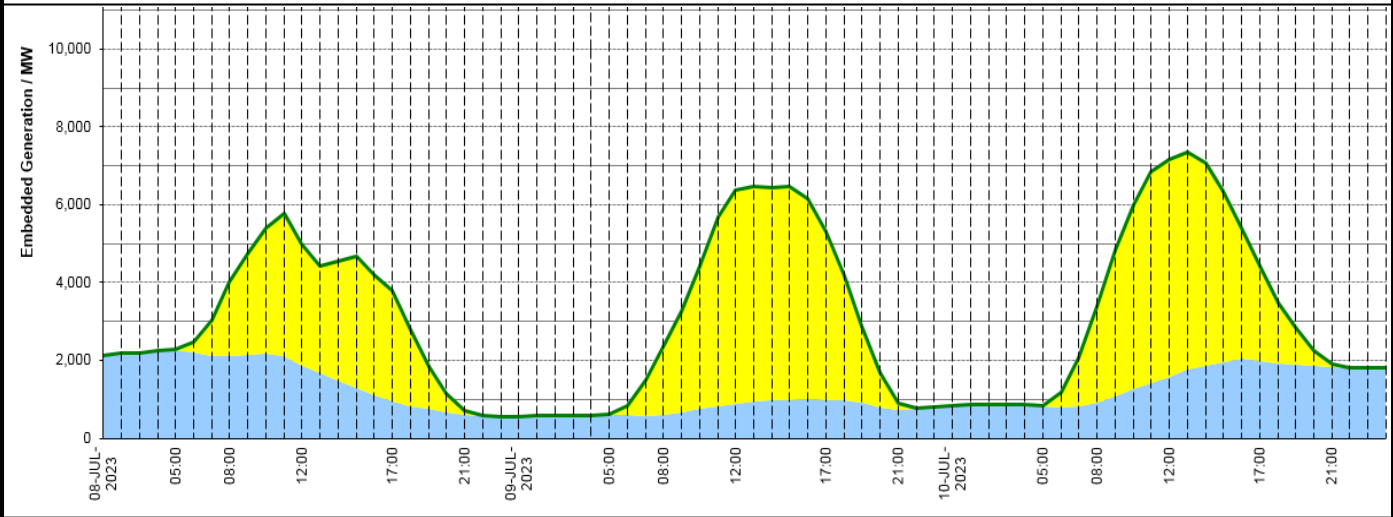
**Wind Power Forecast**



**Expected embedded generation (MWs)**

**Embedded Generation Forecast**

	08-JUL-2023					09-JUL-2023					10-JUL-2023						
	05:00	08:00	12:00	17:00	21:00	00:00	05:00	08:00	12:00	17:00	21:00	00:00	05:00	08:00	12:00	17:00	21:00
Solar (MW)	0	1932	3128	2828	96	0	0	1745	5466	4330	172	0	0	2479	5582	2446	73
Wind (MW)	2271	2097	1874	953	612	553	600	591	896	986	729	845	828	912	1582	1973	1829
STOR (MW)	0	0	0	0	0	0	0	0	0	0	0	0	0	0	0	0	0
<b>Total (MW)</b>	<b>2271</b>	<b>4029</b>	<b>5002</b>	<b>3781</b>	<b>708</b>	<b>553</b>	<b>600</b>	<b>2336</b>	<b>6362</b>	<b>5316</b>	<b>901</b>	<b>845</b>	<b>828</b>	<b>3391</b>	<b>7164</b>	<b>4419</b>	<b>1902</b>



Weather	Source	Commentary
Latest forecast (Summary)	<a href="#">Met Office</a> <a href="#">SEPA</a> <a href="#">Natural Resources Wales</a>	<p><b>Today:</b> Rain over Scotland clearing early leaving a bright start for many across the UK. Heavy showers, some thundery, likely to develop across Northern Ireland, Wales and western England through the day. Cooler than Saturday, especially in the north and east.</p> <p><b>Tonight:</b> Few isolated showers, mainly in coastal areas, though northeastern areas may see some lingering rainfall. Clear skies elsewhere and generally cooler and less muggy than recent nights.</p>
General Weather Concerns e.g. wind, rain, snow, flooding, GB Weather Warnings	<a href="#">Met Office</a> <a href="#">Weather Warnings</a> <a href="#">SEPA</a> <a href="#">Natural Resources Wales</a>	<p><b>UK Weather Warnings</b> Yellow warning of thunderstorms Areas affected: Northern Ireland Starts: 10:00 BST on Sun 9 July Ends: 21:00 BST on Sun 9 July Heavy showers and thunderstorms may cause some flooding and travel disruption</p> <p><b>Flood Warnings</b> 5 flood warnings and 42 flood alerts issued for England.  0 flood warnings and 16 flood alerts issued for Scotland.</p>

Weather	Source	Commentary
		0 flood warnings and 0 flood alerts issued for Wales.

*Contains public sector information licensed under the Open Government Licence v1.0*

Further Information	
BM Reports	<a href="https://www.bmreports.com">https://www.bmreports.com</a>
System Balancing Reports	<a href="https://www.nationalgrideso.com/balancing-data/system-balancing-reports">https://www.nationalgrideso.com/balancing-data/system-balancing-reports</a>
Forecast Volumes and Costs	<a href="https://www.nationalgrideso.com/balancing-data/forecast-volumes-and-costs">https://www.nationalgrideso.com/balancing-data/forecast-volumes-and-costs</a>
NGESO Insights	<a href="https://www.nationalgrideso.com/insights">https://www.nationalgrideso.com/insights</a>