

# National Electricity Transmission System Status Report

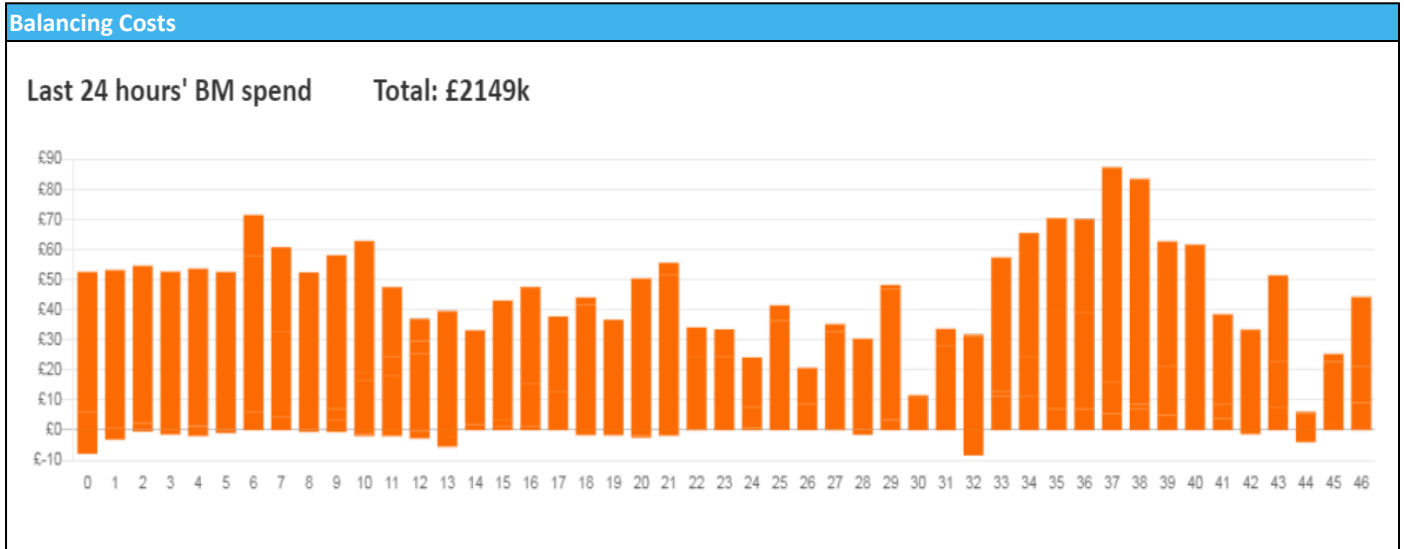


nationalgridESO

National Electricity Transmission System Status Report  
Thursday 01 June 2023

| Today's High Level Risk Status Forecast for the next 24h |  |                |  |
|--|--|----------------|--|
| General Status   |  | Voltage        |  |
| Demand   |  | System Inertia |  |
| System Margins   |  | Weather        |  |
| Generation   |  | Transmission   |  |
| Active Constraints                                       |  |                |  |
| <a href="#">System Warning</a>                           |  |                |  |

|   |              |         |
|---|--------------|---------|
| <a href="#">Today's Minimum De-Rated Margin</a> | 8596 (SP 39) |         |
| Current BMU Largest Loss Risk                   | Generation   | 1400 MW |
|   | Demand       | 560 MW  |



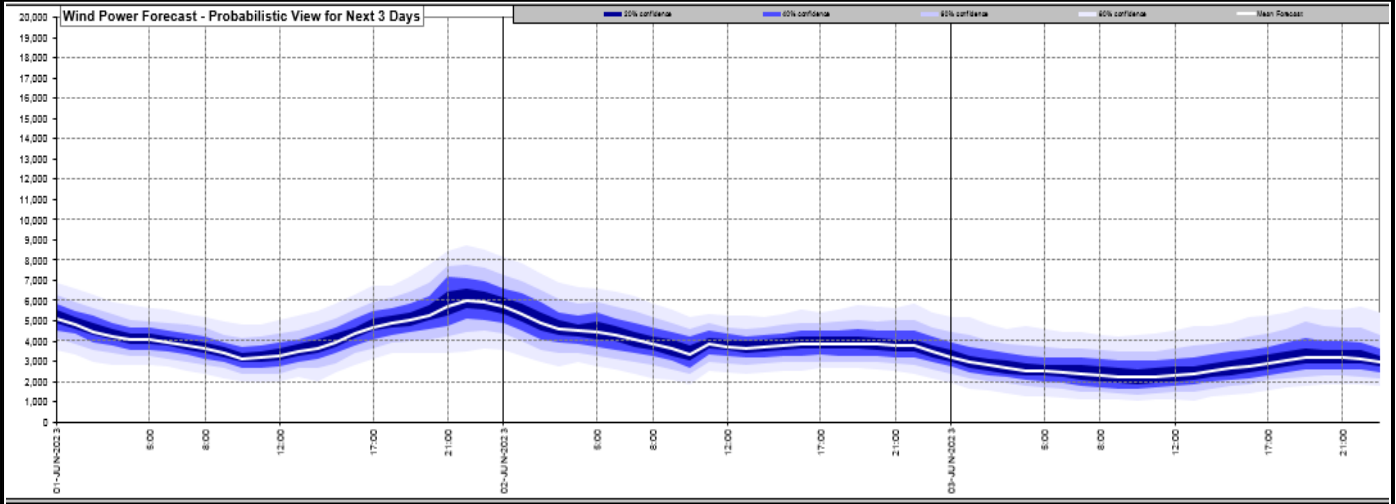
**Yesterday's Market Summary**

|                                       |                      |
|---------------------------------------|----------------------|
| <a href="#">Cash Out Price (Max)</a>  | £124 (SP 22, 23)     |
| <a href="#">Cash Out Price (Min)</a>  | £ 17.12 (SP 1, 2, 3) |
| <a href="#">Peak Demand Yesterday</a> | 28,694 MW            |
| Minimum Demand                        | 17,867 MW            |

**Interconnector**  
Net Transfer Capacity (MWs)

| Today                    | Import | Export | Remarks         |
|--------------------------|--------|--------|-----------------|
| Netherlands (BritNed)    | 1100   | 1130   | Fully Available |
| France (IFA)             | 2000   | 2000   | Fully Available |
| Belgium (Nemo)           | 1000   | 1000   | Fully Available |
| Ireland (EWIC)           | 500    | 530    | Fully Available |
| France (ElecLink)        | 1014   | 1014   | Fully Available |
| Northern Ireland (MOYLE) | 500    | 500    | Fully Available |
| Norway (NSL)             | 1424   | 1424   | Fully Available |
| France (IFA2)            | 1014   | 1014   | Fully Available |

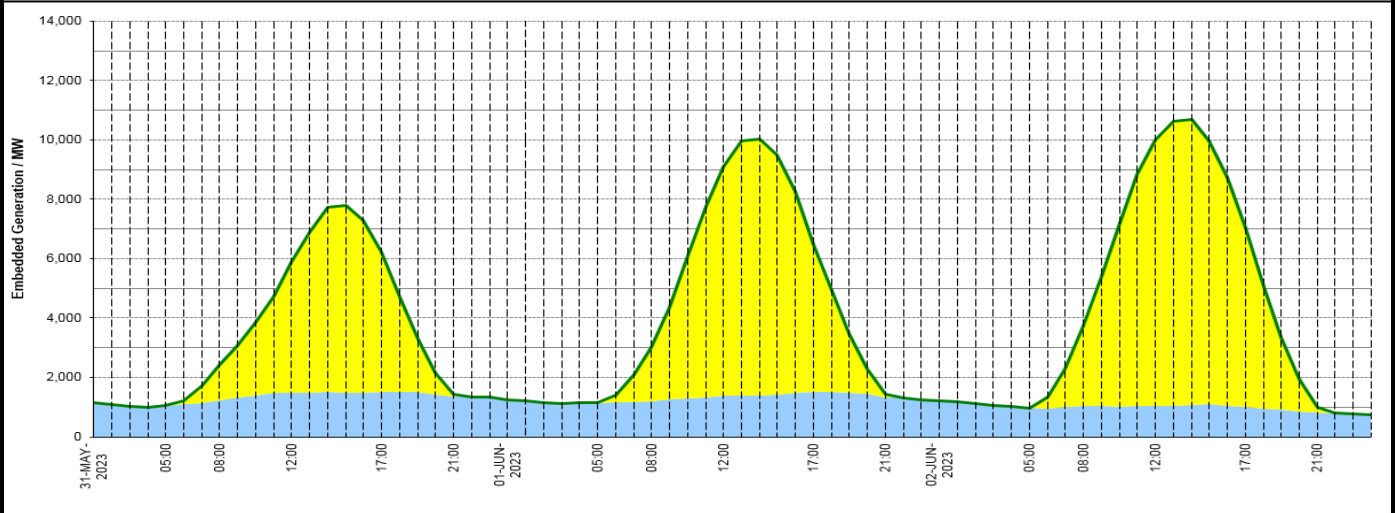
**Wind Power Forecast**



**Expected embedded generation (MWs)**

**Embedded Generation Forecast**

| Embedded Generation Estimates |             |             |             |             |             |             |             |             |             |             |             |             |            |             | Last run: 01-Jun-2023 01:43:27 |             |             |
|-------------------------------|-------------|-------------|-------------|-------------|-------------|-------------|-------------|-------------|-------------|-------------|-------------|-------------|------------|-------------|--------------------------------|-------------|-------------|
|                               | 31-MAY-2023 |             |             |             |             | 01-JUN-2023 |             |             |             |             | 02-JUN-2023 |             |            |             |                                |             |             |
|                               | 05:00       | 08:00       | 12:00       | 17:00       | 21:00       | 00:00       | 05:00       | 08:00       | 12:00       | 17:00       | 21:00       | 00:00       | 05:00      | 08:00       | 12:00                          | 17:00       | 21:00       |
| Solar (MW)                    | 0           | 1190        | 4366        | 4699        | 84          | 0           | 0           | 1805        | 7711        | 4957        | 87          | 0           | 0          | 2717        | 8955                           | 6025        | 182         |
| Wind (MW)                     | 1048        | 1225        | 1494        | 1521        | 1343        | 1260        | 1141        | 1201        | 1372        | 1522        | 1339        | 1206        | 968        | 1028        | 1038                           | 1000        | 820         |
| STOR (MW)                     | 0           | 0           | 0           | 0           | 0           | 0           | 0           | 0           | 0           | 0           | 0           | 0           | 0          | 0           | 0                              | 0           | 0           |
| <b>Total (MW)</b>             | <b>1048</b> | <b>2415</b> | <b>5860</b> | <b>6220</b> | <b>1427</b> | <b>1260</b> | <b>1141</b> | <b>3006</b> | <b>9083</b> | <b>6479</b> | <b>1426</b> | <b>1206</b> | <b>968</b> | <b>3745</b> | <b>9993</b>                    | <b>7025</b> | <b>1002</b> |



| Weather   | Source  | Commentary  |
|---|---|---|
| Latest forecast (Summary)   | <a href="#">Met Office</a><br><a href="#">SEPA</a><br><a href="#">Natural Resources Wales</a>                                     | <p><b>Today:</b><br/>Morning cloud retreating towards the north and east, and here staying cool. Elsewhere plenty of warm sunshine developing as the cloud breaks quite readily. Remaining rather breezy in the south.</p> <p><b>Tonight:</b><br/>Dry but turning cloudy again from the east with more breaks developing in the cloud. Some areas on the west remaining cloud free. Isolated patchy fog forming across Northern Ireland</p> |
| General Weather Concerns e.g. wind, rain, snow, flooding, GB Weather Warnings | <a href="#">Met Office</a><br><a href="#">Weather Warnings</a><br><a href="#">SEPA</a><br><a href="#">Natural Resources Wales</a> | <p><b>UK Weather Warnings</b><br/>No weather warnings are in force for the UK</p> <p><b>Flood Warnings</b><br/>0 flood warnings and 0 flood alerts issued for England.<br/><br/>0 flood warnings and 0 flood alerts issued for Scotland.</p>  |

| Weather | Source | Commentary  |
|---------|--------|---|
|         |        | 0 flood warnings and 0 flood alerts issued for Wales. |

*Contains public sector information licensed under the Open Government Licence v1.0*

| Further Information        |   |
|----------------------------|---|
| BM Reports                 | <a href="https://www.bmreports.com">https://www.bmreports.com</a>   |
| System Balancing Reports   | <a href="https://www.nationalgrideso.com/balancing-data/system-balancing-reports">https://www.nationalgrideso.com/balancing-data/system-balancing-reports</a>     |
| Forecast Volumes and Costs | <a href="https://www.nationalgrideso.com/balancing-data/forecast-volumes-and-costs">https://www.nationalgrideso.com/balancing-data/forecast-volumes-and-costs</a> |
| NGESO Insights             | <a href="https://www.nationalgrideso.com/insights">https://www.nationalgrideso.com/insights</a>   |