

# National Electricity Transmission System Status Report

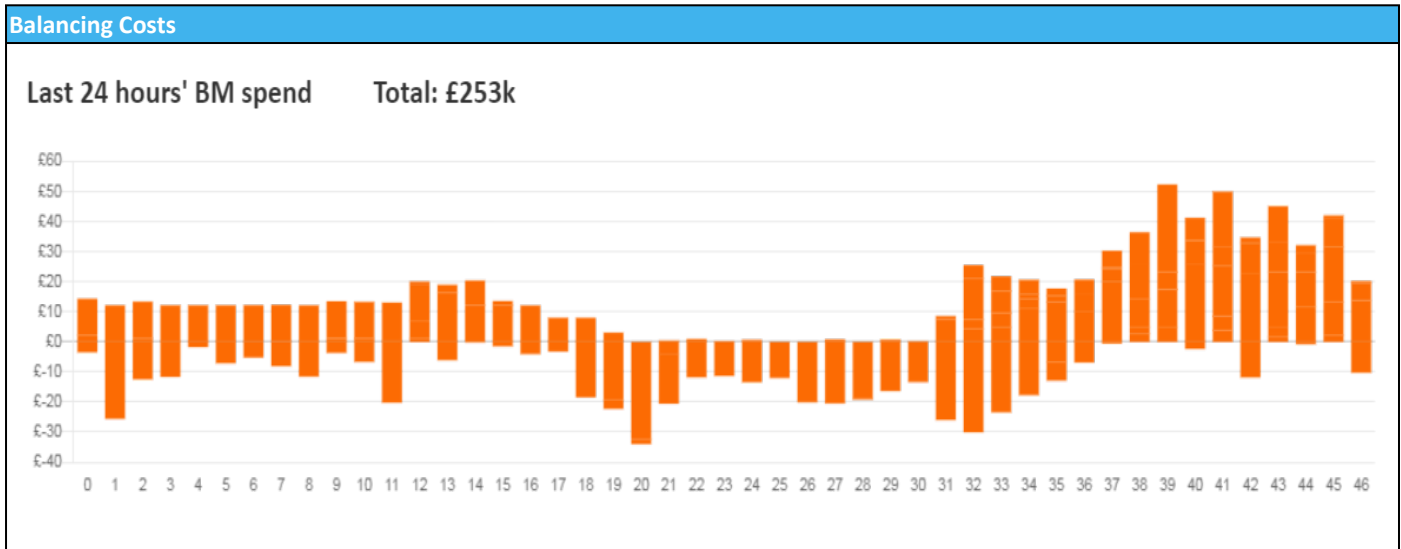


nationalgridESO

National Electricity Transmission System Status Report  
Thursday 18 May 2023

| Today's High Level Risk Status Forecast for the next 24h |  |                |  |
|--|--|----------------|--|
| General Status   |  | Voltage        |  |
| Demand   |  | System Inertia |  |
| System Margins   |  | Weather        |  |
| Generation   |  | Transmission   |  |
| Active Constraints                                       |  |                |  |
| <a href="#">System Warning</a>                           |  |                |  |

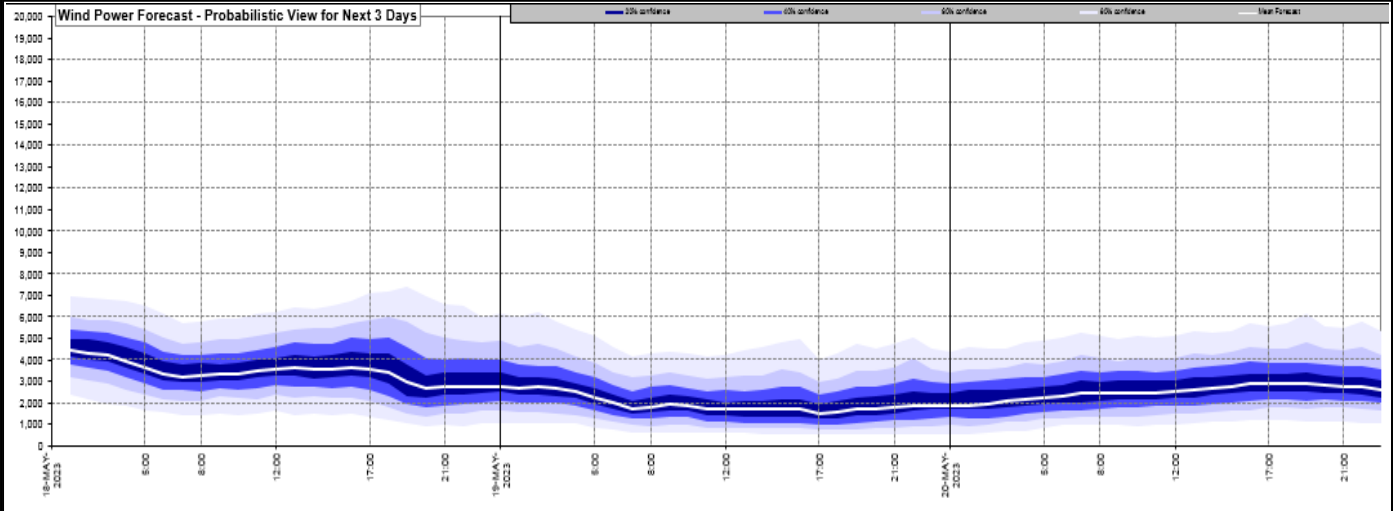
|   |               |         |
|---|---------------|---------|
| <a href="#">Today's Minimum De-Rated Margin</a> | 3,615 (SP 48) |         |
| Current BMU Largest Loss Risk                   | Generation    | 1400 MW |
|   | Demand        | 560 MW  |



| Yesterday's Market Summary            |                 |
|---------------------------------------|-----------------|
| <a href="#">Cash Out Price (Max)</a>  | £139.00 (SP 14) |
| <a href="#">Cash Out Price (Min)</a>  | £ 10.00 (SP 23) |
| <a href="#">Peak Demand Yesterday</a> | 30,803 MW       |
| Minimum Demand                        | 20,388 MW       |

| Interconnector<br>Net Transfer Capacity (MWs) |        |        |                 |
|---|--------|--------|-----------------|
| Today   | Import | Export | Remarks         |
| Netherlands (BritNed)                         | 1100   | 1133   | Fully Available |
| France (IFA)                                  | 2000   | 2000   | Fully Available |
| Belgium (Nemo)                                | 1000   | 1000   | Fully Available |
| Ireland (EWIC)                                | 500    | 530    | Fully Available |
| France (ElecLink)                             | 1014   | 1014   | Fully Available |
| Northern Ireland (MOYLE)                      | 500    | 500    | Fully Available |
| Norway (NSL)                                  | 1424   | 1424   | Fully Available |
| France (IFA2)                                 | 1014   | 1014   | Fully Available |

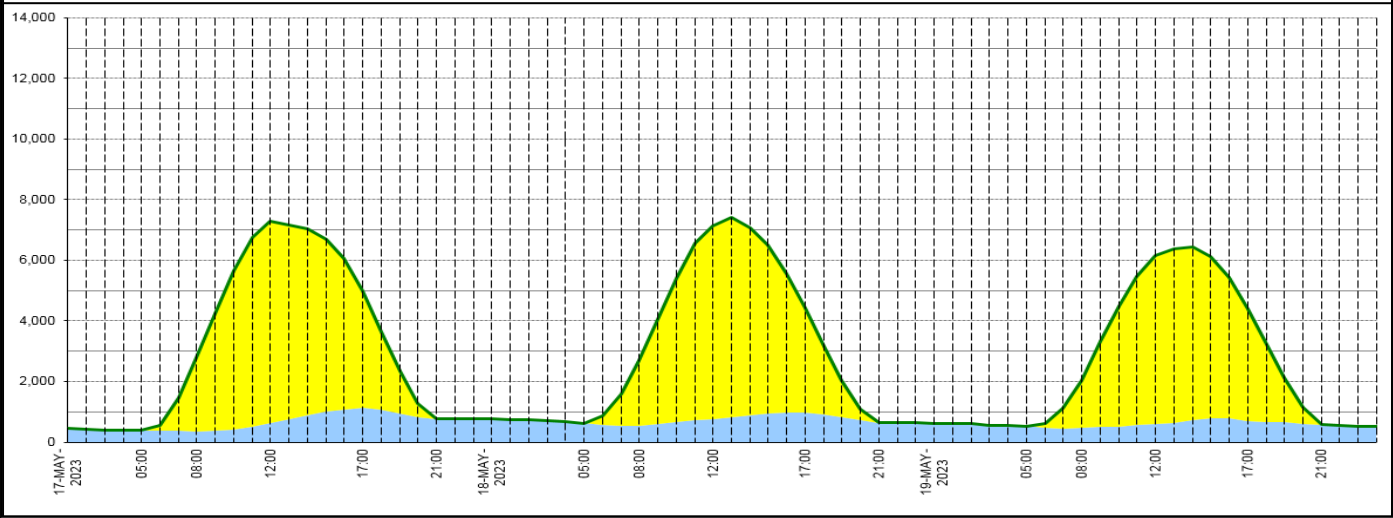
**Wind Power Forecast**



**Expected embedded generation (MWs)**

**Embedded Generation Forecast**

|                   | 17-MAY-2023 |             |             |             |            | 18-MAY-2023 |            |             |             |             | 19-MAY-2023 |            |            |             |             |             |            |
|-------------------|-------------|-------------|-------------|-------------|------------|-------------|------------|-------------|-------------|-------------|-------------|------------|------------|-------------|-------------|-------------|------------|
|                   | 05:00       | 08:00       | 12:00       | 17:00       | 21:00      | 00:00       | 05:00      | 08:00       | 12:00       | 17:00       | 21:00       | 00:00      | 05:00      | 08:00       | 12:00       | 17:00       | 21:00      |
| Solar (MW)        | 0           | 2433        | 6664        | 3877        | 8          | 0           | 0          | 2150        | 6351        | 3437        | 0           | 0          | 0          | 1558        | 5535        | 3697        | 26         |
| Wind (MW)         | 393         | 350         | 618         | 1130        | 766        | 769         | 630        | 544         | 770         | 977         | 645         | 631        | 522        | 463         | 607         | 699         | 563        |
| STOR (MW)         | 0           | 0           | 0           | 0           | 0          | 0           | 0          | 0           | 0           | 0           | 0           | 0          | 0          | 0           | 0           | 0           | 0          |
| <b>Total (MW)</b> | <b>393</b>  | <b>2783</b> | <b>7282</b> | <b>5007</b> | <b>774</b> | <b>769</b>  | <b>630</b> | <b>2694</b> | <b>7121</b> | <b>4414</b> | <b>645</b>  | <b>631</b> | <b>522</b> | <b>2021</b> | <b>6142</b> | <b>4396</b> | <b>589</b> |



| Weather  | Source  | Commentary   |
|--|---|--|
| Latest forecast (Summary)  | <a href="#">Met Office</a><br><a href="#">SEPA</a><br><a href="#">Natural Resources Wales</a>                                     | <p><b>Today:</b><br/>A dry and bright day for many, with some sunny spells. Thicker cloud and patchy rain will slowly move southeastwards across western Scotland and Northern Ireland through the day. An isolated afternoon shower possible for parts of England. Feeling warm.</p> <p><b>Tonight:</b><br/>Outbreaks of rain will continue to move southeastwards through the evening and overnight, reaching northern parts of England and Wales by dawn. Largely dry elsewhere, with clear spells.</p> |
| General Weather Concerns<br>e.g. wind, rain, snow, flooding, GB Weather Warnings | <a href="#">Met Office</a><br><a href="#">Weather Warnings</a><br><a href="#">SEPA</a><br><a href="#">Natural Resources Wales</a> | <p><b>UK Weather Warnings</b><br/>No weather warnings are in force for the UK</p> <hr/> <p><b>Flood Warnings</b><br/>0 flood warnings and 1 flood alerts issued for England.<br/>0 flood warnings and 0 flood alerts issued for Scotland.<br/>0 flood warnings and 0 flood alerts issued for Wales.</p>  |

| Weather | Source | Commentary |
|---------|--------|------------|
|         |        |            |

*Contains public sector information licensed under the Open Government Licence v1.0*

| Further Information        |   |
|----------------------------|---|
| BM Reports                 | <a href="https://www.bmreports.com">https://www.bmreports.com</a>   |
| System Balancing Reports   | <a href="https://www.nationalgrideso.com/balancing-data/system-balancing-reports">https://www.nationalgrideso.com/balancing-data/system-balancing-reports</a>     |
| Forecast Volumes and Costs | <a href="https://www.nationalgrideso.com/balancing-data/forecast-volumes-and-costs">https://www.nationalgrideso.com/balancing-data/forecast-volumes-and-costs</a> |
| NGESO Insights             | <a href="https://www.nationalgrideso.com/insights">https://www.nationalgrideso.com/insights</a>   |