

National Electricity Transmission System Status Report

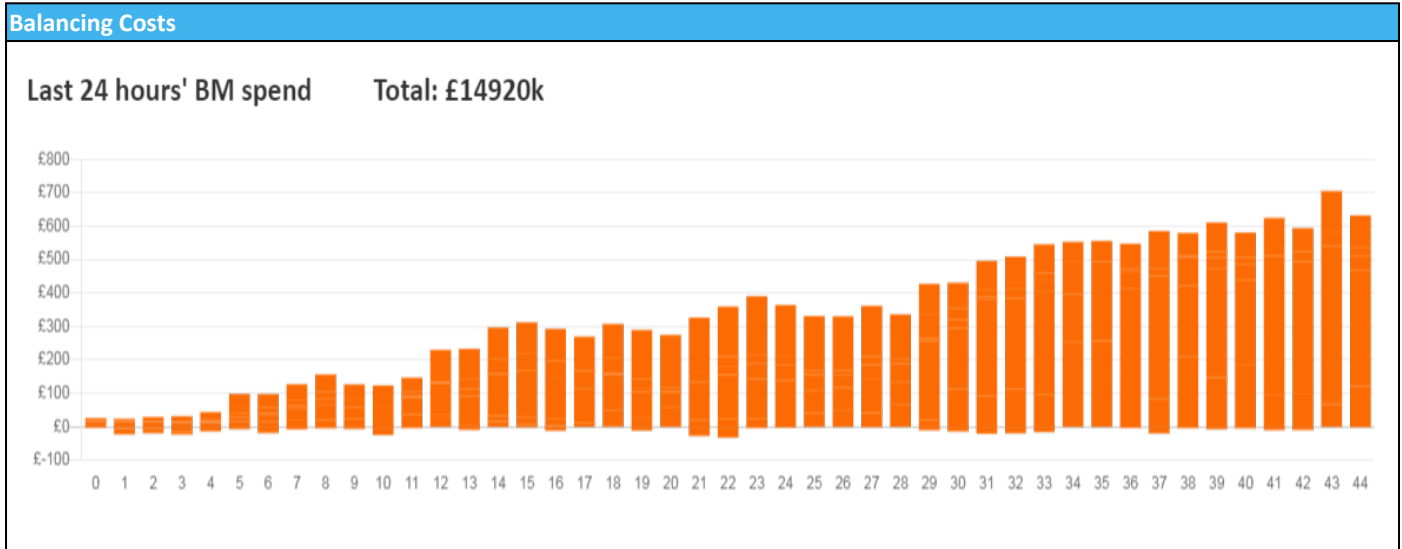


nationalgridESO

National Electricity Transmission System Status Report
Monday 10 April 2023

Today's High Level Risk Status Forecast for the next 24h			
General Status		Voltage	
Demand		System Inertia	
System Margins		Weather	
Generation		Transmission	
Active Constraints			
System Warning			

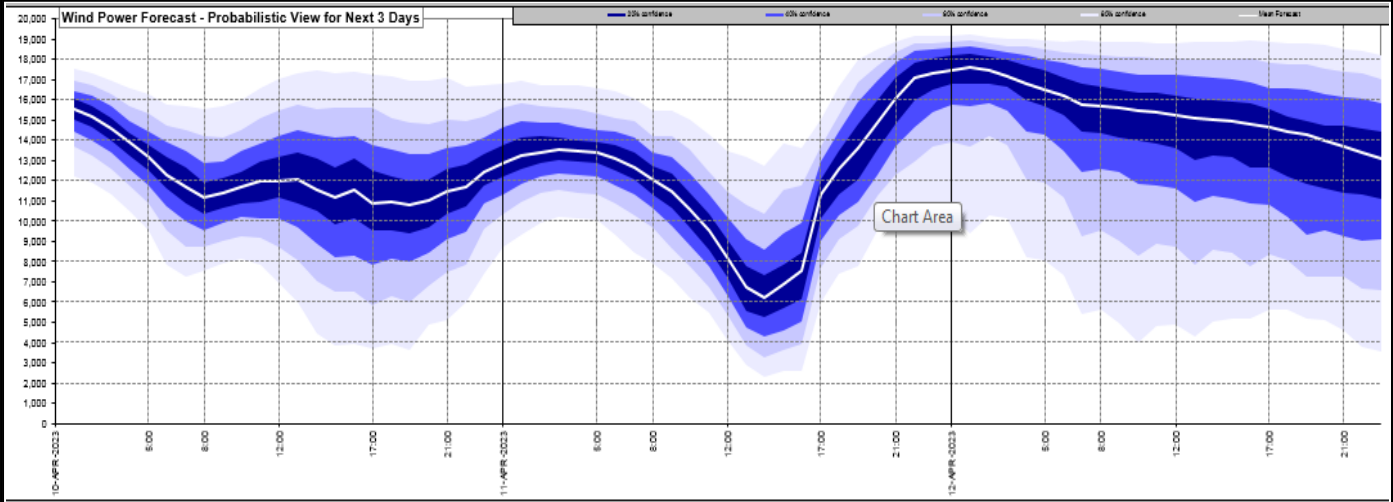
Today's Minimum De-Rated Margin	18,564 (SP 39)	
Current BMU Largest Loss Risk	Generation	1300 MW
	Demand	560 MW



Yesterday's Market Summary	
Cash Out Price (Max)	£ 136.00 (SP 17-18)
Cash Out Price (Min)	£0.00 (SP 22,27-29,32&38)
Peak Demand Yesterday	29,137 MW
Minimum Demand	18,462 MW

Interconnector Net Transfer Capacity (MWs)			
Today	Import	Export	Remarks
Netherlands (BritNed)	1100	1133	Fully Available
France (IFA)	2000	2000	Fully Available
Belgium (Nemo)	1000	1000	Fully Available
Ireland (EWIC)	500	530	Fully Available
France (ElecLink)	1014	1014	Fully Available
Northern Ireland (MOYLE)	500	500	Fully Available
Norway (NSL)	1100	1100	Partially Available
France (IFA2)	1014	1014	Fully Available

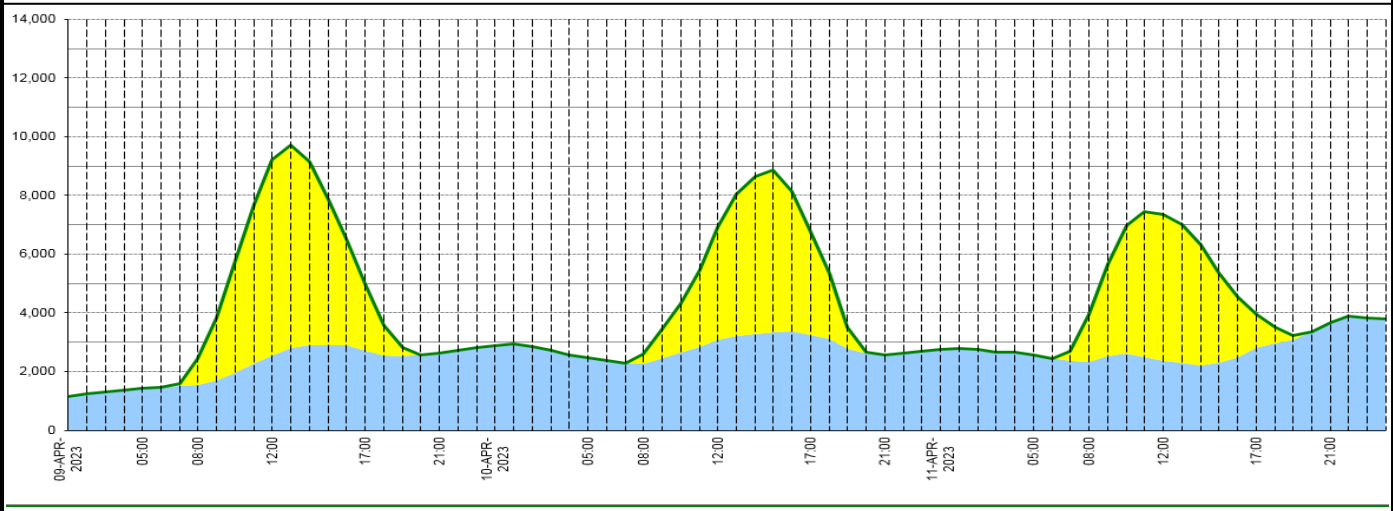
Wind Power Forecast



Expected embedded generation (MWs)

Embedded Generation Forecast

	09-APR-2023					10-APR-2023					11-APR-2023						
	05:00	08:00	12:00	17:00	21:00	00:00	05:00	08:00	12:00	17:00	21:00	00:00	05:00	08:00	12:00	17:00	21:00
Solar (MW)	0	894	6670	2255	0	0	0	326	3815	3492	0	0	0	1602	4997	1172	0
Wind (MW)	1437	1551	2546	2721	2622	2894	2482	2262	3081	3251	2571	2751	2569	2343	2357	2788	3655
STOR (MW)	0	0	0	0	0	0	0	0	0	0	0	0	0	0	0	0	0
Total (MW)	1437	2445	9216	4976	2622	2894	2482	2588	6896	6743	2571	2751	2569	3945	7354	3960	3655



Weather	Source	Commentary
Latest forecast (Summary)	Met Office SEPA Natural Resources Wales	<p>Today: Spells of locally heavy rain clear eastern England through the morning; blustery showers following for most. Showers at times organised, with risk of hail and thunder, and lasting well into the evening. Temperatures near normal, but tempered by brisk winds.</p> <p>Tonight: Showers continuing in places, but becoming less widespread away from the southwest. Winds slowly easing, leading to a chilly night with frost in places.</p>
General Weather Concerns e.g. wind, rain, snow, flooding, GB Weather Warnings	Met Office Weather Warnings SEPA Natural Resources Wales	<p>UK Weather Warnings Yellow warning of wind Areas affected: London & South East England North West England Northern Ireland SW Scotland, Lothian Borders South West England Strathclyde Wales West Midlands</p> <p>Starts: 15:00 BST on Tue 11 April Ends: 06:00 BST on Wed 12 April A period of strong winds bringing the potential for some disruption on Tuesday and Wednesday.</p> <ul style="list-style-type: none"> - Some delays to road, rail, air and ferry transport are likely - Probably some bus and train services affected, with some journeys taking longer - Delays for high-sided vehicles on exposed routes and bridges likely

Weather	Source	Commentary
		<ul style="list-style-type: none"> - Some short term loss of power and other services is possible - It's likely that some coastal routes, sea fronts and coastal communities will be affected by spray and/or large waves <p>Yellow warning of wind Areas affected: London & South East England South West England Wales</p> <p>Starts: 06:00 BST on Wed 12 April Ends: 23:59 BST on Wed 12 April A swathe of strong winds potentially bringing some disruption on Wednesday.</p> <ul style="list-style-type: none"> - Some delays to road, rail, air and ferry transport are likely - Probably some bus and train services affected, with some journeys taking longer - Delays for high-sided vehicles on exposed routes and bridges likely - Some short term loss of power and other services is possible - It's likely that some coastal routes, sea fronts and coastal communities will be affected by spray and/or large waves <p>Flood Warnings 12 flood alerts and 0 flood warnings for England. 0 flood alerts and 0 flood warnings for Scotland. 0 flood alert and 0 flood warnings for Wales.</p>

Contains public sector information licensed under the Open Government Licence v1.0

Further Information	
BM Reports	https://www.bmreports.com
System Balancing Reports	https://www.nationalgrideso.com/balancing-data/system-balancing-reports
Forecast Volumes and Costs	https://www.nationalgrideso.com/balancing-data/forecast-volumes-and-costs
NGESO Insights	https://www.nationalgrideso.com/insights