

**National Electricity
Transmission System Status Report**

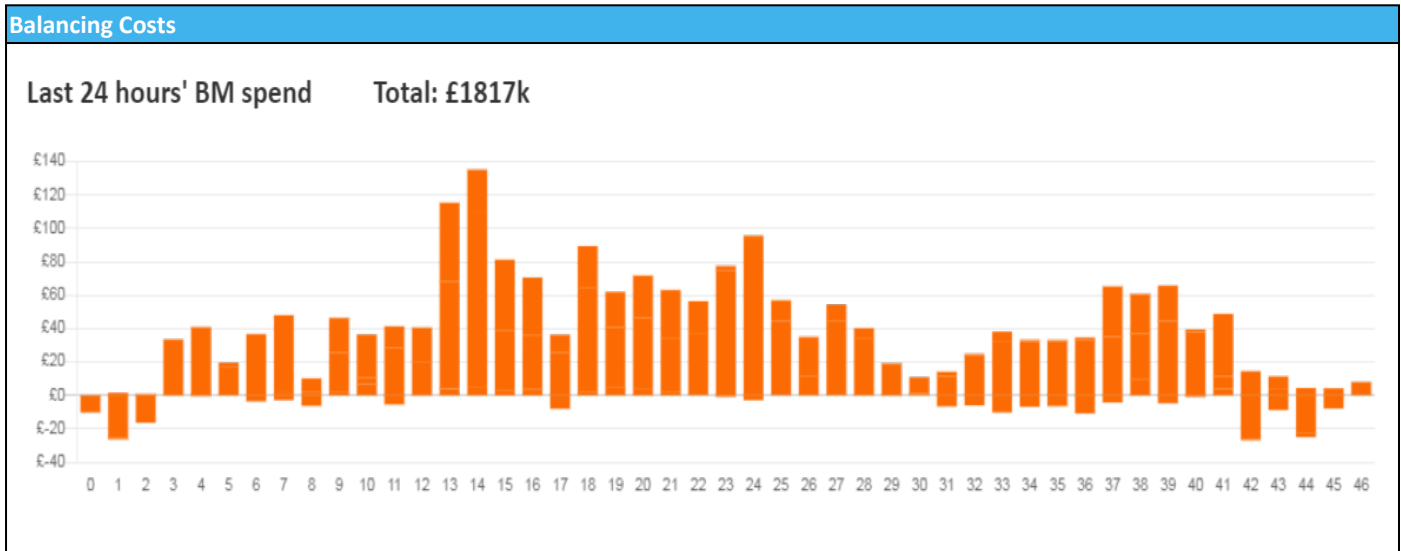


national**grid**ESO

National Electricity Transmission System Status Report
Tuesday 28 February 2023

| Today's High Level Risk Status Forecast for the next 24h | | | |
|--|--|----------------|--|
| General Status | | Voltage | |
| Demand | | System Inertia | |
| System Margins | | Weather | |
| Generation | | Transmission | |
| Active Constraints | | | |
| System Warning | | | |

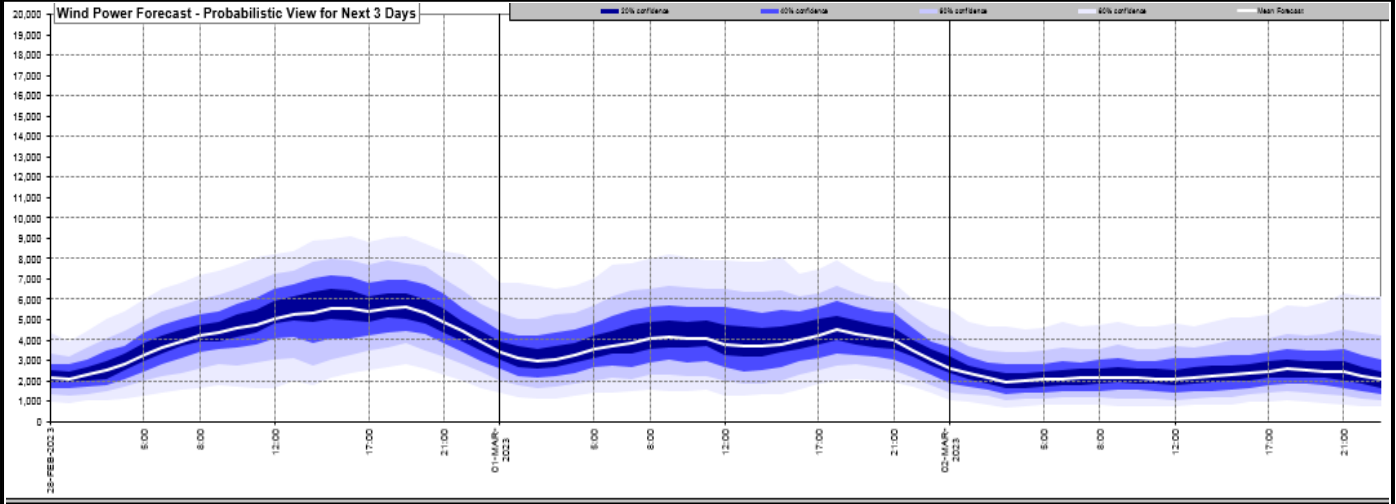
| | | |
|---|---------------|---------|
| Today's Minimum De-Rated Margin | 6,815 (SP 36) | |
| Current BMU Largest Loss Risk | Generation | 1600 MW |
| | Demand | 560 MW |



| Yesterday's Market Summary | |
|---------------------------------------|---------------------|
| Cash Out Price (Max) | £260.00 (SP 39, 41) |
| Cash Out Price (Min) | £70.00 (SP 4) |
| Peak Demand Yesterday | 41,825 MW |
| Minimum Demand | 23,650 MW |

| Interconnector Net Transfer Capacity (MWs) | | | |
|---|--------|--------|--|
| Today | Import | Export | Remarks |
| Netherlands (BritNed) | 1100 | 1133 | Fully Available |
| France (IFA) | 1500 | 1500 | 2000MW (0000-0600 & 2100-2300)1500MW (0700-2000)1000MW (0600-0700 & 2000-2100) |
| Belgium (Nemo) | 1000 | 1000 | Fully Available |
| Ireland (EWIC) | 500 | 530 | Fully Available |
| France (ElecLink) | 1014 | 1014 | Fully Available |
| Northern Ireland (MOYLE) | 500 | 500 | Fully Available |
| Norway (NSL) | 1400 | 1400 | Fully Available |
| France (IFA2) | 1014 | 1014 | Fully Available |

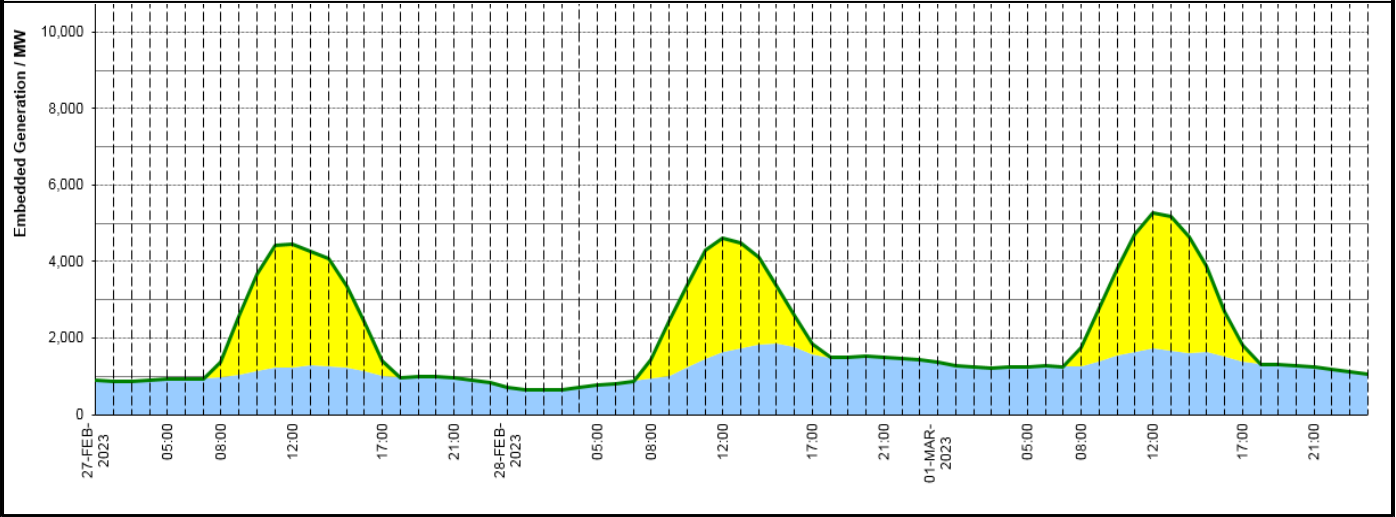
Wind Power Forecast



Expected embedded generation (MWs)

Embedded Generation Forecast

| | 27-FEB-2023 | | | | | 28-FEB-2023 | | | | | 01-MAR-2023 | | | | | | |
|-------------------|-------------|-------------|-------------|-------------|------------|-------------|------------|-------------|-------------|-------------|-------------|-------------|-------------|-------------|-------------|-------------|-------------|
| | 05:00 | 08:00 | 12:00 | 17:00 | 21:00 | 00:00 | 05:00 | 08:00 | 12:00 | 17:00 | 21:00 | 00:00 | 05:00 | 08:00 | 12:00 | 17:00 | 21:00 |
| Solar (MW) | 0 | 406 | 3226 | 378 | 0 | 0 | 0 | 496 | 2986 | 245 | 0 | 0 | 0 | 470 | 3544 | 396 | 0 |
| Wind (MW) | 917 | 968 | 1221 | 1017 | 950 | 709 | 769 | 942 | 1641 | 1590 | 1498 | 1357 | 1256 | 1270 | 1738 | 1402 | 1249 |
| STOR (MW) | 0 | 0 | 0 | 0 | 0 | 0 | 0 | 0 | 0 | 0 | 0 | 0 | 0 | 0 | 0 | 0 | 0 |
| Total (MW) | 917 | 1374 | 4447 | 1395 | 950 | 709 | 769 | 1438 | 4627 | 1835 | 1498 | 1357 | 1256 | 1740 | 5282 | 1798 | 1249 |



| Weather | Source | Commentary |
|--|---|--|
| Latest forecast (Summary) | Met Office SEPA Natural Resources Wales | <p>Today: Rather cloudy, with the best of any sunshine across northwestern Scotland and perhaps the southwest of England. Elsewhere a few, mostly light, showers, these becoming more frequent across the southeast later. Feeling chilly under the cloud.</p> <p>Tonight: Mostly cloudy for many with scattered, generally light, showers. Clearer with frost in northwest Scotland and perhaps also some clear spells with patchy frost developing in the southeast later.</p> |
| General Weather Concerns e.g. wind, rain, snow, flooding, GB Weather Warnings | Met Office Weather Warnings SEPA Natural Resources Wales | <p>UK Weather Warnings No weather warnings are in force for the UK.</p> <p>Flood Warnings 0 flood warnings and 0 flood alerts issued for England. 0 flood warnings and 0 flood alerts issued for Scotland.</p> |

| Weather | Source | Commentary |
|---------|--------|---|
| | | 0 flood warnings and 0 flood alerts issued for Wales. |

Contains public sector information licensed under the Open Government Licence v1.0

| Further Information | |
|----------------------------|---|
| BM Reports | https://www.bmreports.com |
| System Balancing Reports | https://www.nationalgrideso.com/balancing-data/system-balancing-reports |
| Forecast Volumes and Costs | https://www.nationalgrideso.com/balancing-data/forecast-volumes-and-costs |
| NGESO Insights | https://www.nationalgrideso.com/insights |