

**National Electricity  
Transmission System Status Report**

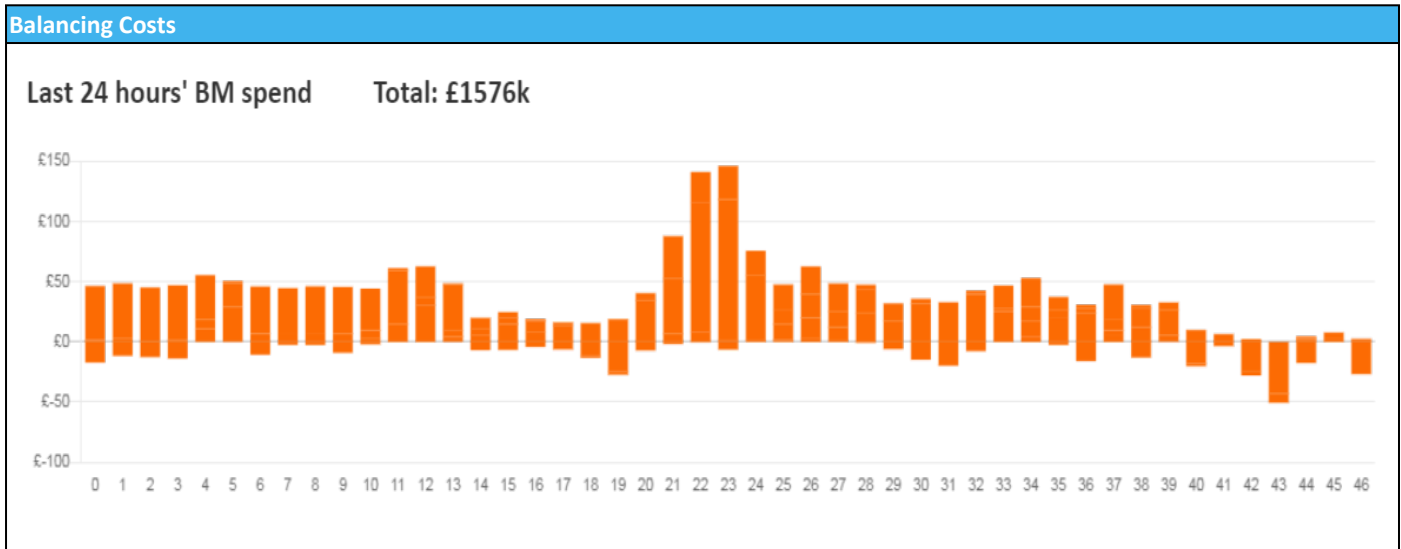


national**grid**ESO

**National Electricity Transmission System Status Report**  
Monday 27 February 2023

Today's High Level Risk Status Forecast for the next 24h			
General Status		Voltage	
Demand		System Inertia	
System Margins		Weather	
Generation		Transmission	
Active Constraints			
<a href="#">System Warning</a>			

<a href="#">Today's Minimum De-Rated Margin</a>	5,129 (SP 36)	
Current BMU Largest Loss Risk	Generation	1600 MW
	Demand	560 MW



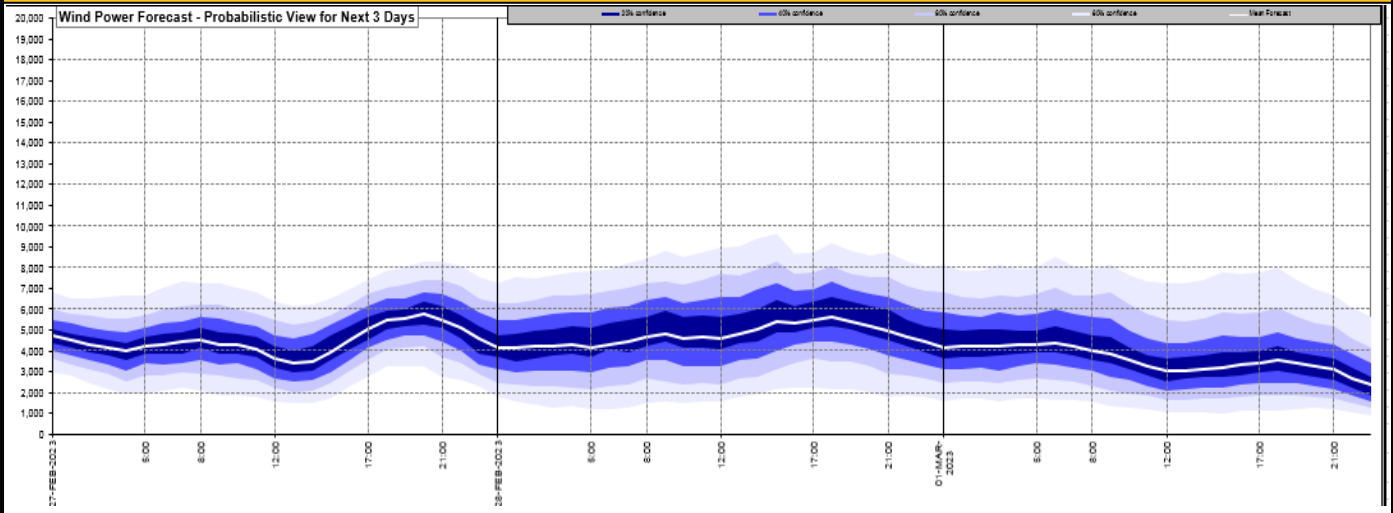
**Yesterday's Market Summary**

<a href="#">Cash Out Price (Max)</a>	£204.50 (SP 25)
<a href="#">Cash Out Price (Min)</a>	£75.00 (SP 44, 45)
<a href="#">Peak Demand Yesterday</a>	38,807MW
Minimum Demand	21,482 MW

**Interconnector Net Transfer Capacity (MWs)**

Today	Import	Export	Remarks
Netherlands (BritNed)	1100	1133	Fully Available
France (IFA)	1500	1500	2000MW (0000-0600 & 2100-2300)1500MW (0700-2000)1000MW (0600-0700 & 2000-2100)
Belgium (Nemo)	1000	1000	Fully Available
Ireland (EWIC)	500	530	Fully Available
France (ElecLink)	1014	1014	Fully Available
Northern Ireland (MOYLE)	500	500	Fully Available
Norway (NSL)	1400	1400	Fully Available
France (IFA2)	1014	1014	Fully Available

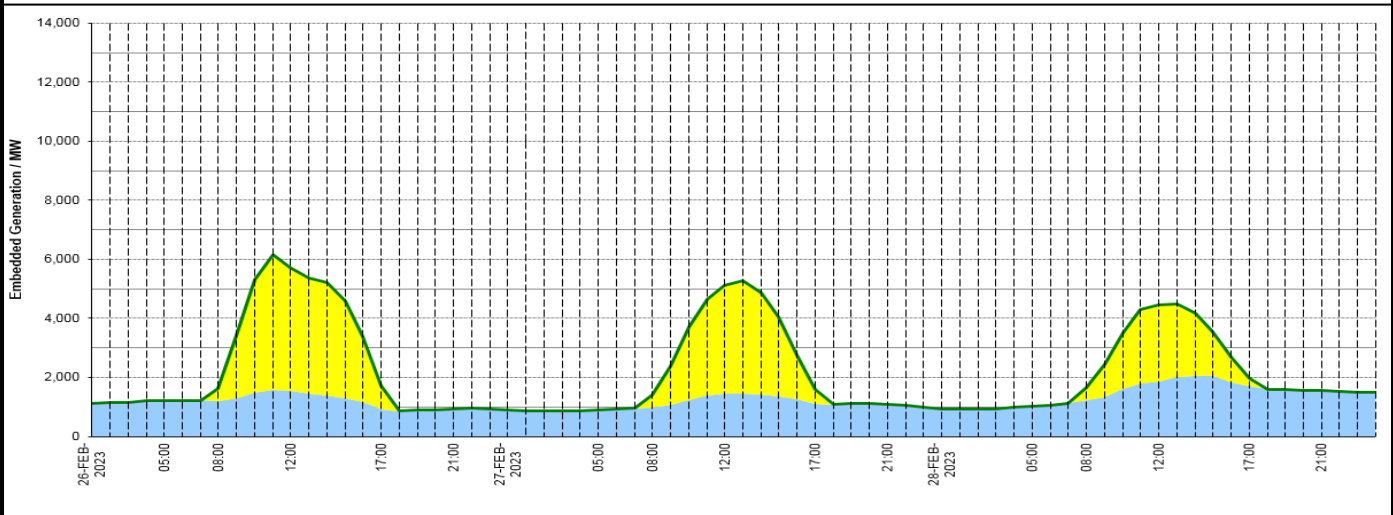
**Wind Power Forecast**



**Expected embedded generation (MWs)**

**Embedded Generation Forecast**

	26-FEB-2023					27-FEB-2023					28-FEB-2023						
	05:00	08:00	12:00	17:00	21:00	00:00	05:00	08:00	12:00	17:00	21:00	00:00	05:00	08:00	12:00	17:00	21:00
Solar (MW)	0	425	4173	817	0	0	0	425	3645	466	0	0	0	426	2605	266	0
Wind (MW)	1222	1206	1548	911	932	887	895	989	1458	1118	1090	934	1035	1219	1855	1707	1548
STOR (MW)	0	0	0	0	0	0	0	0	0	0	0	0	0	0	0	0	0
<b>Total (MW)</b>	<b>1222</b>	<b>1631</b>	<b>5721</b>	<b>1728</b>	<b>932</b>	<b>887</b>	<b>895</b>	<b>1414</b>	<b>5103</b>	<b>1584</b>	<b>1090</b>	<b>934</b>	<b>1035</b>	<b>1645</b>	<b>4460</b>	<b>1973</b>	<b>1548</b>



Weather	Source	Commentary
Latest forecast (Summary)	<a href="#">Met Office</a> <a href="#">SEPA</a> <a href="#">Natural Resources Wales</a>	<p><b>Today:</b> Rather cloudy for many, with scattered light showers; a few brighter breaks but western, and especially northwestern, areas sunniest overall. Some sunshine developing across the southeast later. Feeling cold under cloudier skies, with a noticeable northeasterly wind in the south.</p> <p><b>Tonight:</b> Rather cloudy for many with scattered showers in eastern and central areas. Clearer with frost in NW Scotland and also some clear spells with patchy frost in the south.</p>
General Weather Concerns e.g. wind, rain, snow, flooding, GB Weather Warnings	<a href="#">Met Office</a> <a href="#">Weather Warnings</a> <a href="#">SEPA</a> <a href="#">Natural Resources Wales</a>	<p><b>UK Weather Warnings</b> No weather warnings are in force for the UK.</p> <p><b>Flood Warnings</b> 0 flood warnings and 0 flood alerts issued for England.</p>

Weather	Source	Commentary
		0 flood warnings and 0 flood alerts issued for Scotland.  0 flood warnings and 0 flood alerts issued for Wales.

*Contains public sector information licensed under the Open Government Licence v1.0*

Further Information	
BM Reports	<a href="https://www.bmreports.com">https://www.bmreports.com</a>
System Balancing Reports	<a href="https://www.nationalgrideso.com/balancing-data/system-balancing-reports">https://www.nationalgrideso.com/balancing-data/system-balancing-reports</a>
Forecast Volumes and Costs	<a href="https://www.nationalgrideso.com/balancing-data/forecast-volumes-and-costs">https://www.nationalgrideso.com/balancing-data/forecast-volumes-and-costs</a>
NGESO Insights	<a href="https://www.nationalgrideso.com/insights">https://www.nationalgrideso.com/insights</a>