

**National Electricity  
Transmission System Status Report**

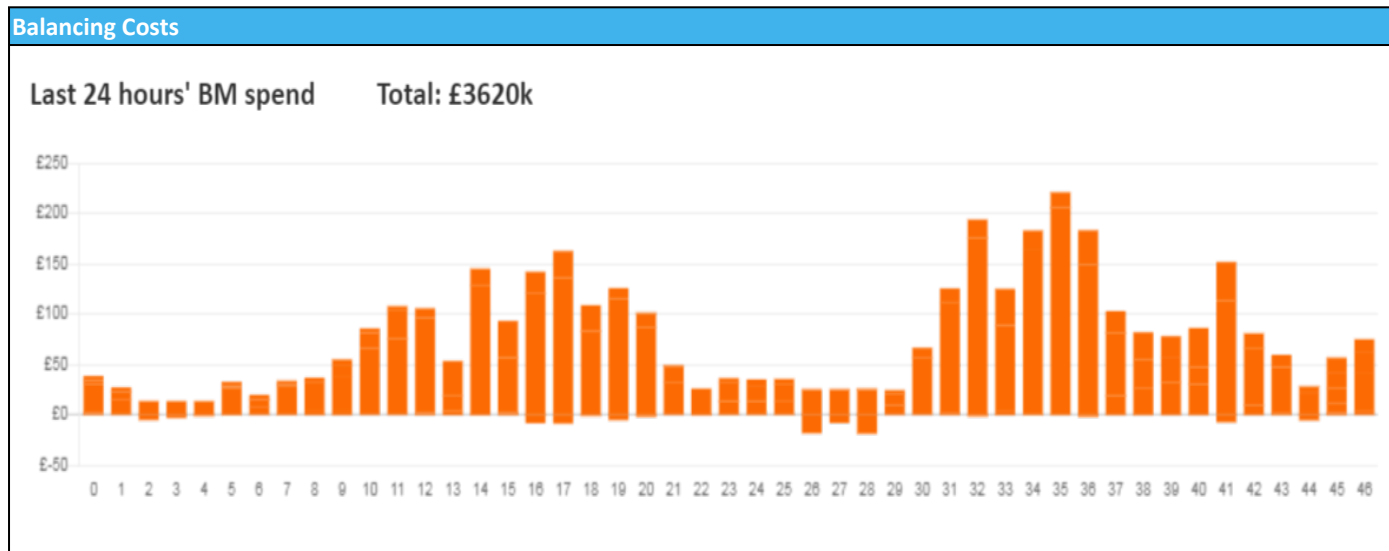


national**grid**ESO

National Electricity Transmission System Status Report  
Wednesday 15 February 2023

Today's High Level Risk Status Forecast for the next 24h			
General Status		Voltage	
Demand		System Inertia	
System Margins		Weather	
Generation		Transmission	
Active Constraints			
<a href="#">System Warning</a>			

<a href="#">Today's Minimum De-Rated Margin</a>	12074 (SP 37)	
Current BMU Largest Loss Risk	Generation	1600 MW
	Demand	560 MW



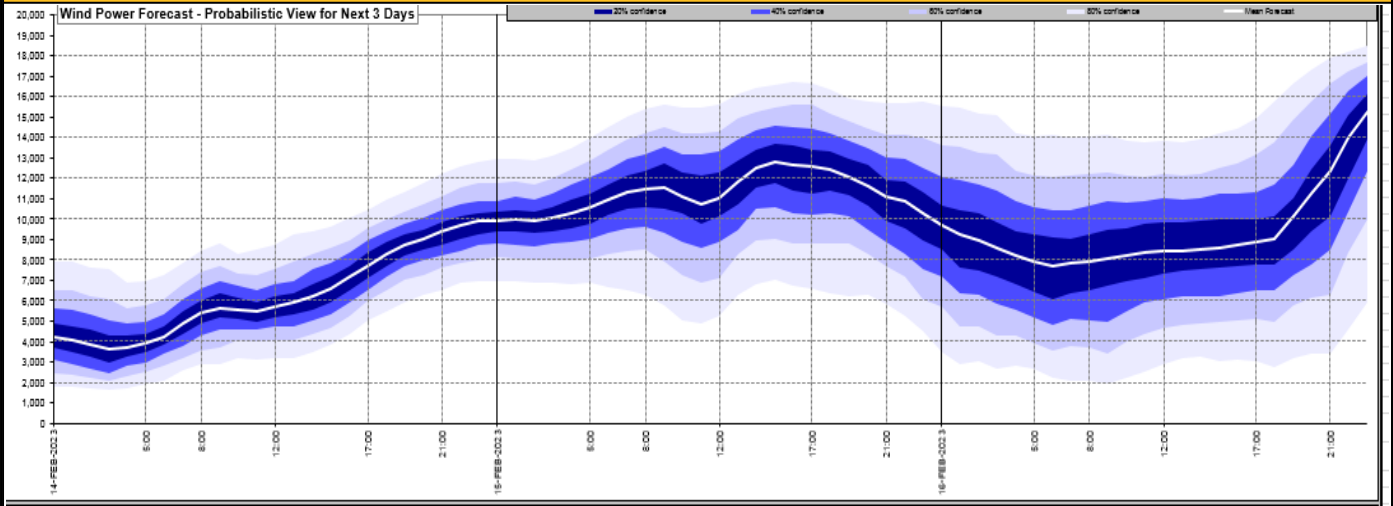
**Yesterday's Market Summary**

<a href="#">Cash Out Price (Max)</a>	£250.00 (SP 34,36,37,38)
<a href="#">Cash Out Price (Min)</a>	£104.60 (SP 24)
<a href="#">Peak Demand Yesterday</a>	39885 MW
Minimum Demand	23244 MW

**Interconnector Net Transfer Capacity (MWs)**

Today	Import	Export	Remarks
Netherlands (BritNed)	1100	1133	Fully Available
France (IFA)	2000	2000	Fully Available
Belgium (Nemo)	1000	1000	Fully Available
Ireland (EWIC)	500	530	Fully Available
France (ElecLink)	1014	1014	Fully Available
Northern Ireland (MOYLE)	500	500	Fully Available
Norway (NSL)	1400	1400	Fully Available
France (IFA2)	1014	1014	Fully Available

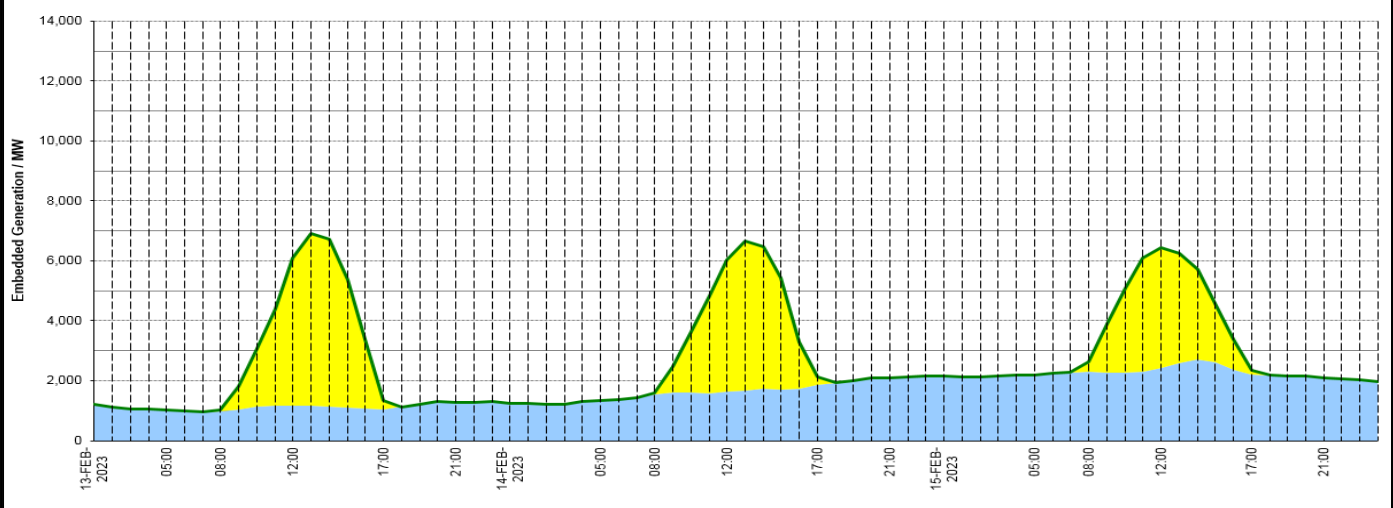
**Wind Power Forecast**



**Expected embedded generation (MWs)**

**Embedded Generation Forecast**

	13-FEB-2023					14-FEB-2023					15-FEB-2023						
	05:00	08:00	12:00	17:00	21:00	00:00	05:00	08:00	12:00	17:00	21:00	00:00	05:00	08:00	12:00	17:00	21:00
Solar (MW)	0	35	4933	279	0	0	0	51	4395	268	0	0	0	344	4035	133	0
Wind (MW)	1037	975	1173	1048	1292	1259	1335	1533	1635	1850	2108	2148	2196	2296	2418	2199	2101
STOR (MW)	0	0	0	0	0	0	0	0	0	0	0	0	0	0	0	0	0
<b>Total (MW)</b>	<b>1037</b>	<b>1010</b>	<b>6106</b>	<b>1327</b>	<b>1292</b>	<b>1259</b>	<b>1335</b>	<b>1584</b>	<b>6030</b>	<b>2118</b>	<b>2108</b>	<b>2148</b>	<b>2196</b>	<b>2640</b>	<b>6453</b>	<b>2332</b>	<b>2101</b>



Weather	Source	Commentary
Latest forecast (Summary)	<a href="#">Met Office</a> <a href="#">SEPA</a> <a href="#">Natural Resources Wales</a>	<p><b>Today:</b> Patchy fog across eastern areas will clear more quickly this morning, remaining bright and mild until later. A band of cloud and rain in the northwest will move east but weaken. Blustery showers following in the northwest.</p> <p><b>Tonight:</b> Cloud increasing from the west with outbreaks of rain and drizzle developing, spreading to all but northern Scotland by the end of the night. Further showers in the far north.</p>
General Weather Concerns e.g. wind, rain, snow, flooding, GB Weather Warnings	<a href="#">Met Office</a> <a href="#">Weather Warnings</a> <a href="#">SEPA</a> <a href="#">Natural Resources Wales</a>	<p><b>UK Weather Warnings</b> Yellow weather warning for fog. Affected areas are East Midlands, North East England, and Yorkshire &amp; Humber</p> <p><b>Flood Warnings</b> 0 flood warnings and 5 flood alerts issued for England.  0 flood warnings and 0 flood alerts issued for Scotland.  0 flood warnings and 0 flood alerts issued for Wales.</p>

Further Information	
BM Reports	<a href="https://www.bmreports.com">https://www.bmreports.com</a>
System Balancing Reports	<a href="https://www.nationalgrideso.com/balancing-data/system-balancing-reports">https://www.nationalgrideso.com/balancing-data/system-balancing-reports</a>
Forecast Volumes and Costs	<a href="https://www.nationalgrideso.com/balancing-data/forecast-volumes-and-costs">https://www.nationalgrideso.com/balancing-data/forecast-volumes-and-costs</a>
NGESO Insights	<a href="https://www.nationalgrideso.com/insights">https://www.nationalgrideso.com/insights</a>