

**National Electricity  
Transmission System Status Report**

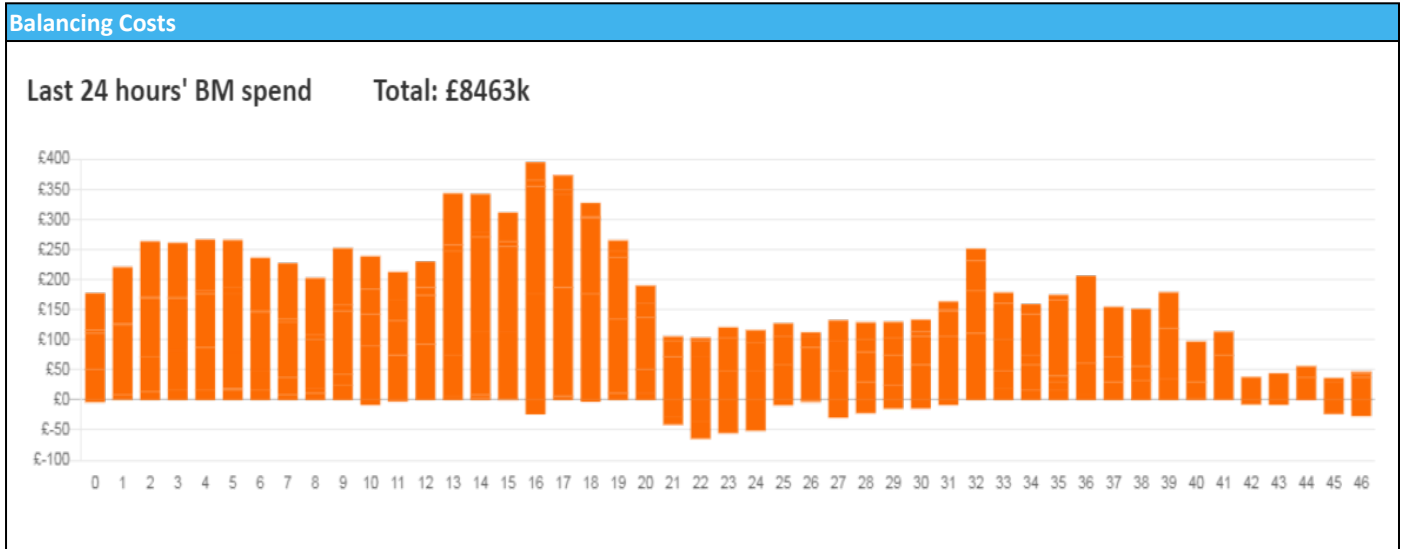


**nationalgrid**ESO

**National Electricity Transmission System Status Report**  
Friday 10 February 2023

Today's High Level Risk Status Forecast for the next 24h			
General Status		Voltage	
Demand		System Inertia	
System Margins		Weather	
Generation		Transmission	
Active Constraints			
<a href="#">System Warning</a>			

<a href="#">Today's Minimum De-Rated Margin</a>	12196 (SP 18)	
Current BMU Largest Loss Risk	Generation	1400 MW
	Demand	560 MW



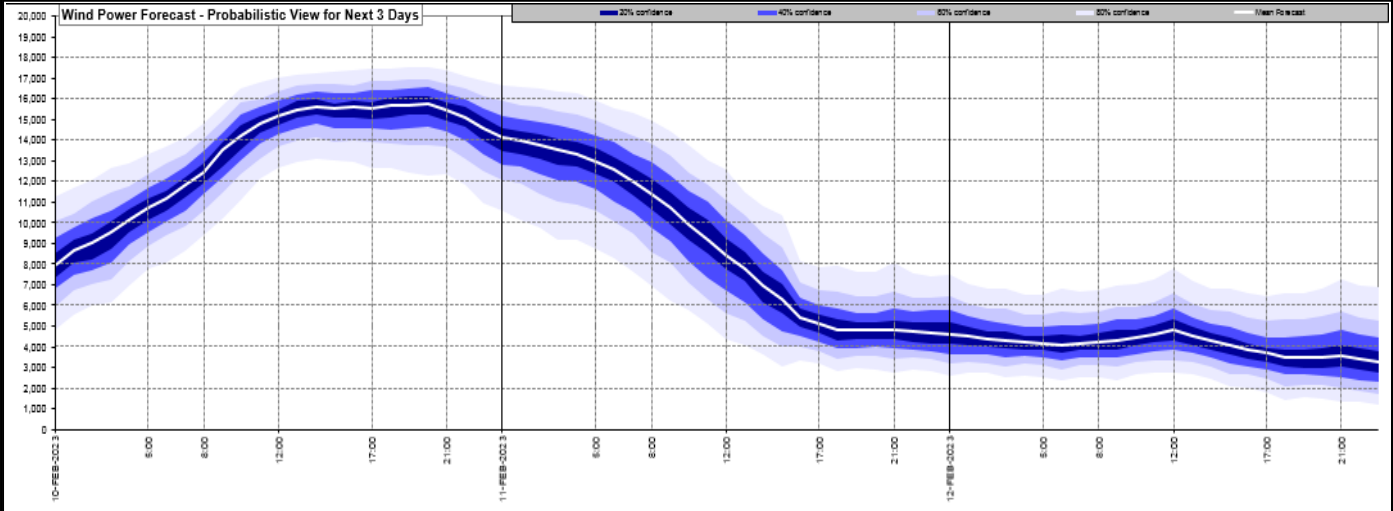
**Yesterday's Market Summary**

<a href="#">Cash Out Price (Max)</a>	£245.61 (SP 18)
<a href="#">Cash Out Price (Min)</a>	£0.00 (SP 1)
<a href="#">Peak Demand Yesterday</a>	40,893 MW
Minimum Demand	22,800 MW

**Interconnector Net Transfer Capacity (MWs)**

Today	Import	Export	Remarks
Netherlands (BritNed)	1100	1133	Fully Available
France (IFA)	1500	1500	Partially Available, expected return to full availability 23:00 10/2/23
Belgium (Nemo)	0	0	Outage until 22:00 10/2/23
Ireland (EWIC)	500	530	Fully Available
France (ElecLink)	1014	1014	Fully Available
Northern Ireland (MOYLE)	500	500	Fully Available
Norway (NSL)	1400	1400	Fully Available
France (IFA2)	1014	1014	Fully Available

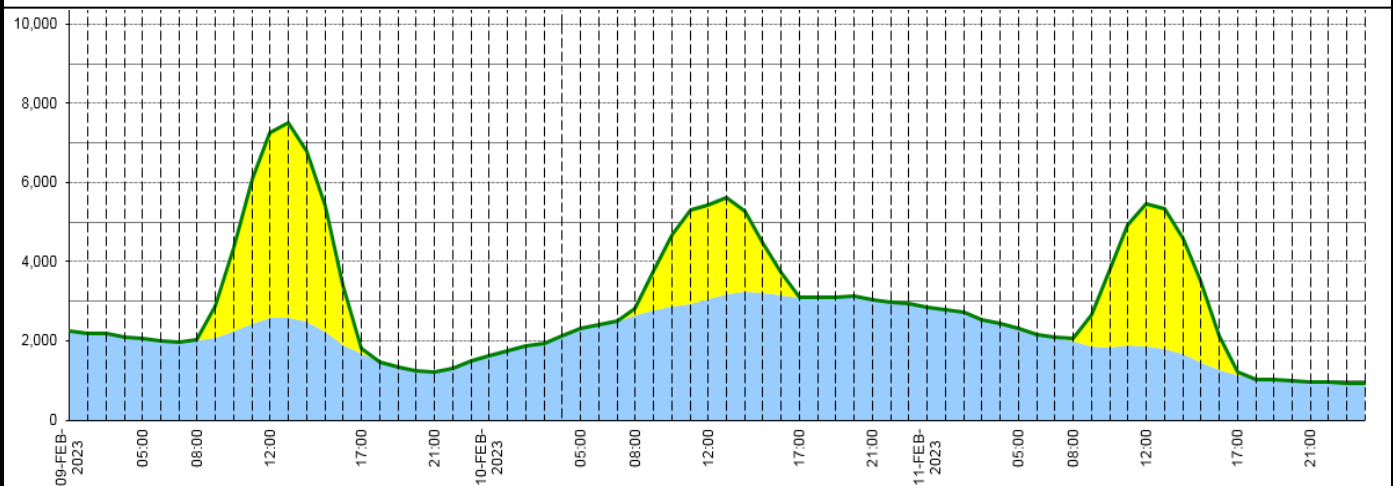
### Wind Power Forecast



### Expected embedded generation (MWs)

#### Embedded Generation Forecast

	09-FEB-2023					10-FEB-2023					11-FEB-2023						
	05:00	08:00	12:00	17:00	21:00	00:00	05:00	08:00	12:00	17:00	21:00	00:00	05:00	08:00	12:00	17:00	21:00
Solar (MW)	0	9	4699	171	0	0	0	172	2395	24	0	0	0	87	3603	67	0
Wind (MW)	2059	2020	2570	1656	1209	1637	2329	2656	3045	3091	3035	2844	2311	1978	1858	1133	973
STOR (MW)	0	0	0	0	0	0	0	0	0	0	0	0	0	0	0	0	0
<b>Total (MW)</b>	<b>2059</b>	<b>2029</b>	<b>7269</b>	<b>1827</b>	<b>1209</b>	<b>1637</b>	<b>2329</b>	<b>2828</b>	<b>5440</b>	<b>3115</b>	<b>3035</b>	<b>2844</b>	<b>2311</b>	<b>2065</b>	<b>5461</b>	<b>1200</b>	<b>973</b>



Weather	Source	Commentary
Latest forecast (Summary)	<a href="#">Met Office</a> <a href="#">SEPA</a> <a href="#">Natural Resources Wales</a>	<p><b>Today:</b> Periods of rain and strong winds affecting northern Scotland and the Northern Isles, clearing later. Further south, isolated fog and frost clears to leave an increasingly cloudy and breezy, but mostly dry day. Mild in the north.</p> <p><b>Tonight:</b> Some strong winds to the lee of high ground in the north. Light rain and drizzle pushes northeast across Scotland. Many other areas dry with variable cloud. Mostly frost free.</p>

Weather	Source	Commentary
General Weather Concerns e.g. wind, rain, snow, flooding, GB Weather Warnings	<a href="#">Met Office</a> <a href="#">Weather Warnings</a> <a href="#">SEPA</a> <a href="#">Natural Resources</a> <a href="#">Wales</a>	<b>UK Weather Warnings</b> No weather warnings are in force for the UK.
		<b>Flood Warnings</b> 0 flood warnings and 8 flood alerts issued for England.  0 flood warnings and 0 flood alerts issued for Scotland.  0 flood warnings and 0 flood alerts issued for Wales.

*Contains public sector information licensed under the Open Government Licence v1.0*

Further Information	
BM Reports	<a href="https://www.bmreports.com">https://www.bmreports.com</a>
System Balancing Reports	<a href="https://www.nationalgrideso.com/balancing-data/system-balancing-reports">https://www.nationalgrideso.com/balancing-data/system-balancing-reports</a>
Forecast Volumes and Costs	<a href="https://www.nationalgrideso.com/balancing-data/forecast-volumes-and-costs">https://www.nationalgrideso.com/balancing-data/forecast-volumes-and-costs</a>
NGESO Insights	<a href="https://www.nationalgrideso.com/insights">https://www.nationalgrideso.com/insights</a>