

National Electricity Transmission System Status Report

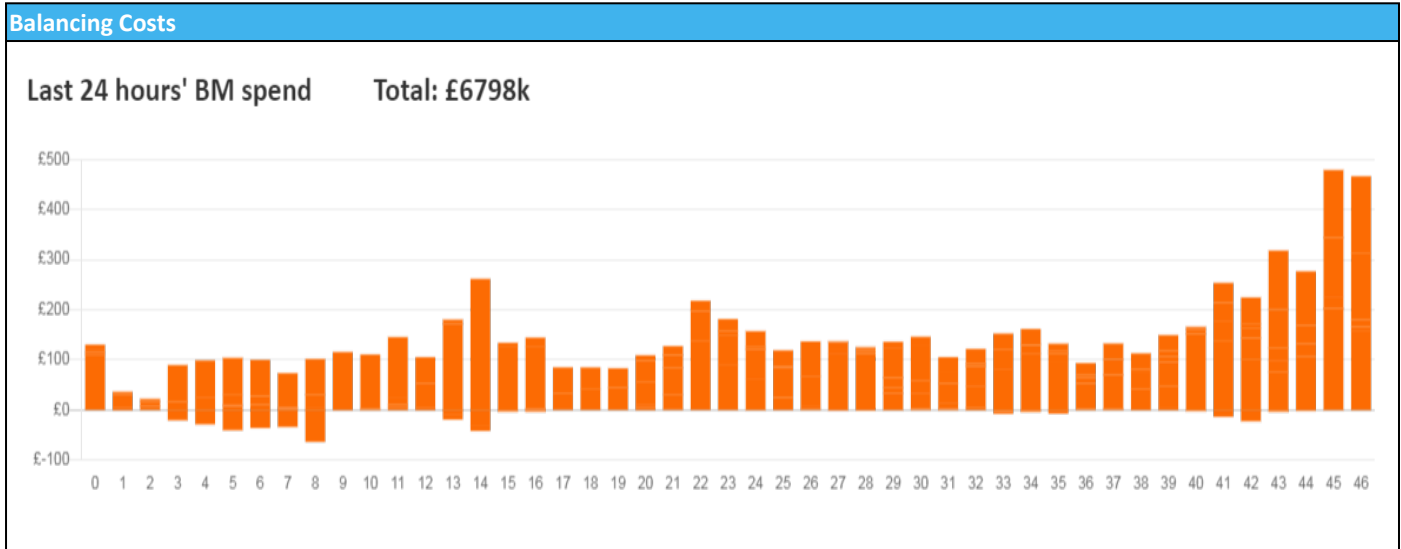


nationalgridESO

National Electricity Transmission System Status Report
Wednesday 11 January 2023

Today's High Level Risk Status Forecast for the next 24h			
General Status		Voltage	
Demand		System Inertia	
System Margins		Weather	
Generation		Transmission	
Active Constraints			
System Warning			

Today's Minimum De-Rated Margin	14,560MW (SP 35)	
Current BMU Largest Loss Risk	Generation	1500 MW
	Demand	750MW



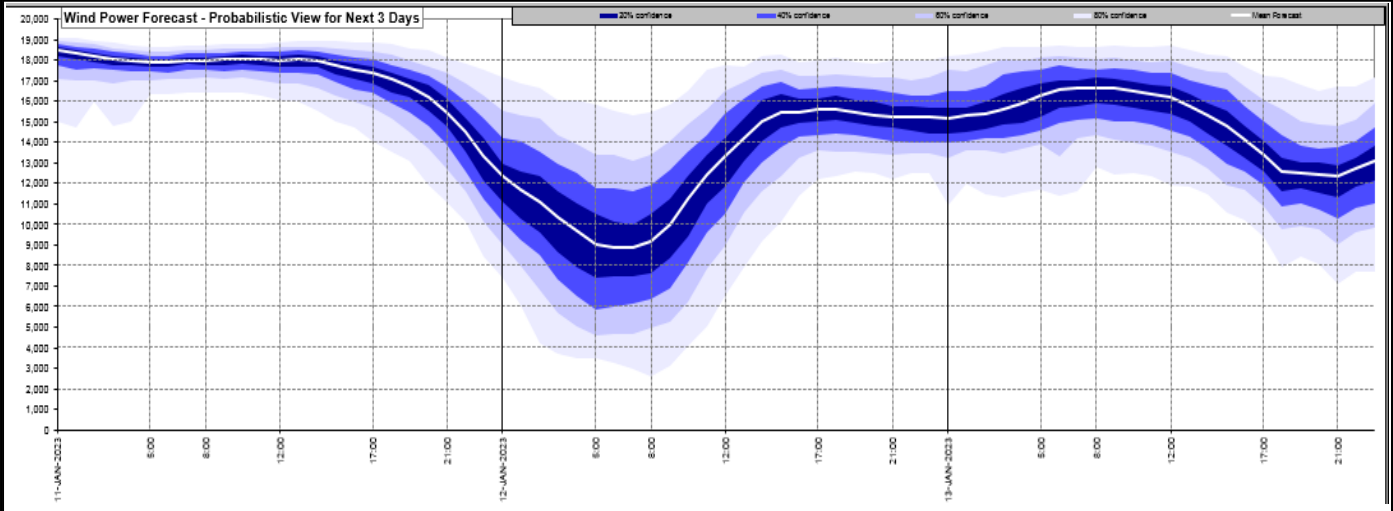
Yesterday's Market Summary

Cash Out Price (Max)	£247.00 (SP 16)
Cash Out Price (Min)	-£23.36 (SP 48)
Peak Demand Yesterday	38,428 MW
Minimum Demand	21,856 MW

Interconnector Net Transfer Capacity (MWs)

Today	Import	Export	Remarks
Netherlands (BritNed)	1100	1133	Fully Available
France (IFA2)	1014	1014	Fully Available
Belgium (Nemo)	1000	1025	Fully Available
Ireland (EWIC)	500	530	Fully Available
France (ElecLink)	1014	1014	Fully Available
France (IFA)	1500	1500	Partially available
Northern Ireland (MOYLE)	500	500	Fully Available
Norway (NSL)	1400	1400	Fully Available

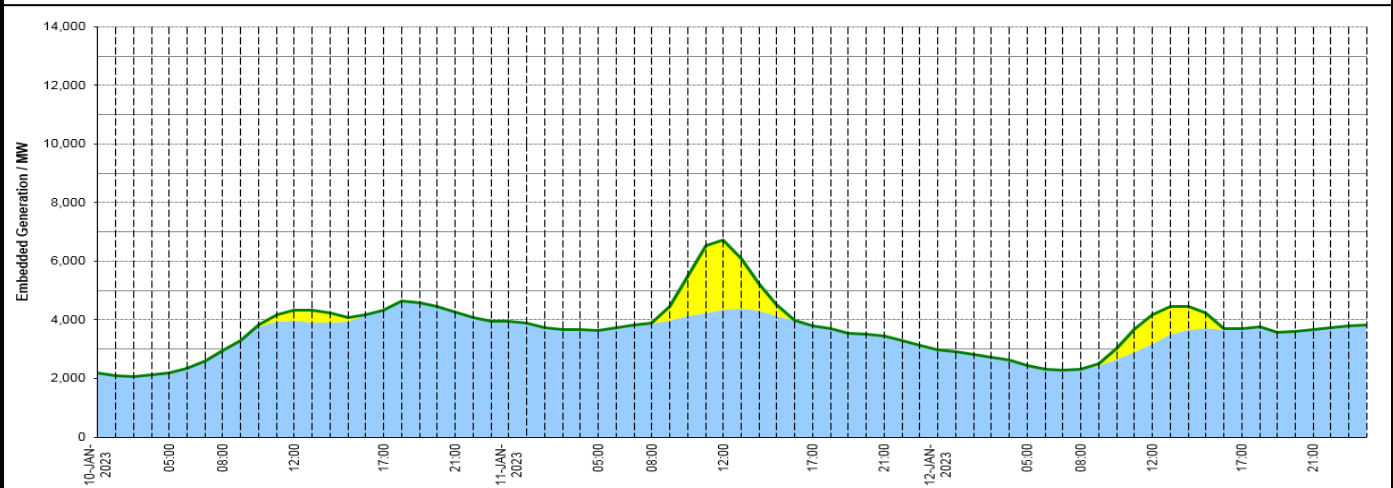
Wind Power Forecast



Expected embedded generation (MWs)

Embedded Generation Forecast

	10-JAN-2023					11-JAN-2023					12-JAN-2023						
	05:00	08:00	12:00	17:00	21:00	00:00	05:00	08:00	12:00	17:00	21:00	00:00	05:00	08:00	12:00	17:00	21:00
Solar (MW)	0	0	363	0	0	0	0	0	2371	0	0	0	0	0	983	0	0
Wind (MW)	2199	2935	3976	4338	4263	3939	3649	3881	4343	3805	3447	2968	2432	2321	3178	3703	3665
STOR (MW)	0	0	0	0	0	0	0	0	0	0	0	0	0	0	0	0	0
Total (MW)	2199	2935	4339	4338	4263	3939	3649	3881	6714	3805	3447	2968	2432	2321	4161	3703	3665



Weather	Source	Commentary
Latest forecast (Summary)	Met Office SEPA Natural Resources Wales	<p>Today: Many areas seeing a mixture of sunny spells and blustery showers, heavy and thundery in the west, and merging into longer spells of rain for a time across southern areas. Windy with coastal gales; feeling chillier than Tuesday for many.</p> <p>Tonight: Wet and windy weather crossing most southern and some central areas, with widespread coastal gales but mild. Showers further north easing, clear spells leading to patchy frost and perhaps ice.</p>
General Weather Concerns e.g. wind, rain, snow, flooding, GB Weather Warnings	Met Office Weather Warnings SEPA Natural Resources	<p>UK Weather Warnings Yellow warning of rain Areas affected are South West England, Wales, West Midlands</p> <p>Flood Warnings 36 flood warnings and 119 flood alerts issued for England.</p>

Weather	Source	Commentary
	Wales	1 flood warnings and 6 flood alerts issued for Scotland. 1 flood warnings and 26 flood alerts issued for Wales.

Contains public sector information licensed under the Open Government Licence v1.0

Further Information	
BM Reports	https://www.bmreports.com
System Balancing Reports	https://www.nationalgrideso.com/balancing-data/system-balancing-reports
Forecast Volumes and Costs	https://www.nationalgrideso.com/balancing-data/forecast-volumes-and-costs
NGESO Insights	https://www.nationalgrideso.com/insights