

# National Electricity Transmission System Status Report

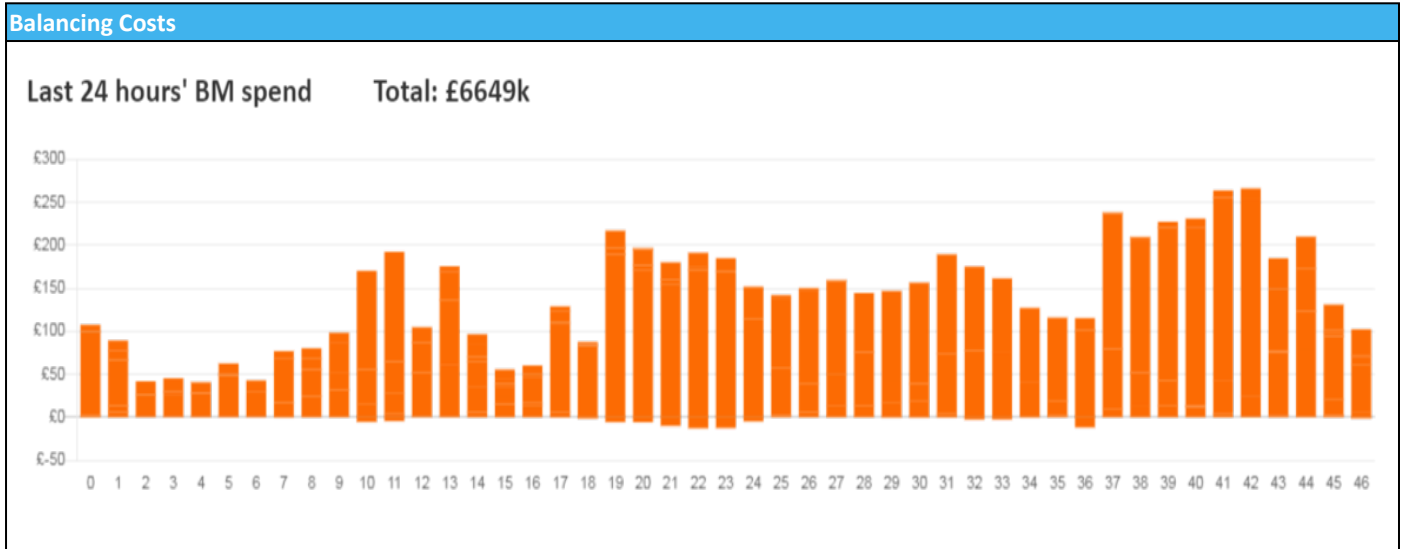


nationalgridESO

National Electricity Transmission System Status Report  
Monday 07 November 2022

Today's High Level Risk Status Forecast for the next 24h			
General Status		Voltage	
Demand		System Inertia	
System Margins		Weather	
Generation		Transmission	
Active Constraints			
<a href="#">System Warning</a>			

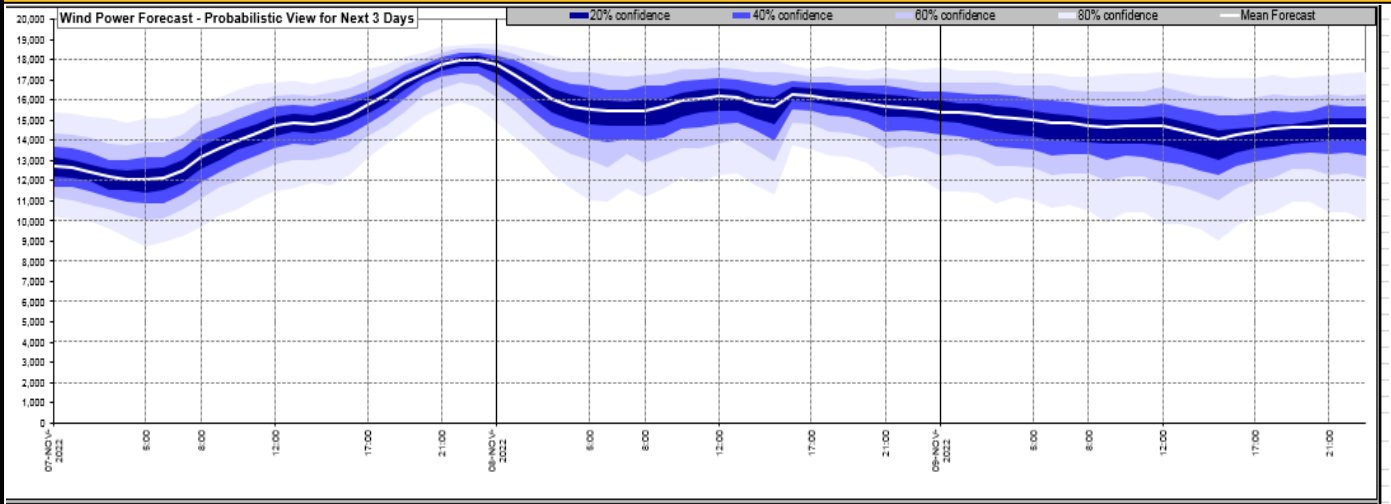
<a href="#">Today's Minimum De-Rated Margin</a>	13,742 (SP 36)	
Current BMU Largest Loss Risk	Generation	1400 MW
	Demand	950 MW



Yesterday's Market Summary	
<a href="#">Cash Out Price (Max)</a>	£194.00 (SP34, SP35 & SP36)
<a href="#">Cash Out Price (Min)</a>	£24.62 (SP13)
<a href="#">Peak Demand Yesterday</a>	34450 MW
Minimum Demand	17,930 MW

Interconnector Net Transfer Capacity (MWs)			
Today	Import	Export	Remarks
Netherlands (BritNed)	1100	1133	Fully Available
France (IFA2)	1014	1014	Fully Available
Belgium (Nemo)	1000	1025	Fully Available
Ireland (EWIC)	500	530	Fully Available
France (ElecLink)	1014	1014	Fully Available
France (IFA)	1000	1000	Partially Available
Northern Ireland (MOYLE)	500	500	Fully Available
Norway (NSL)	1400	1400	Fully Available

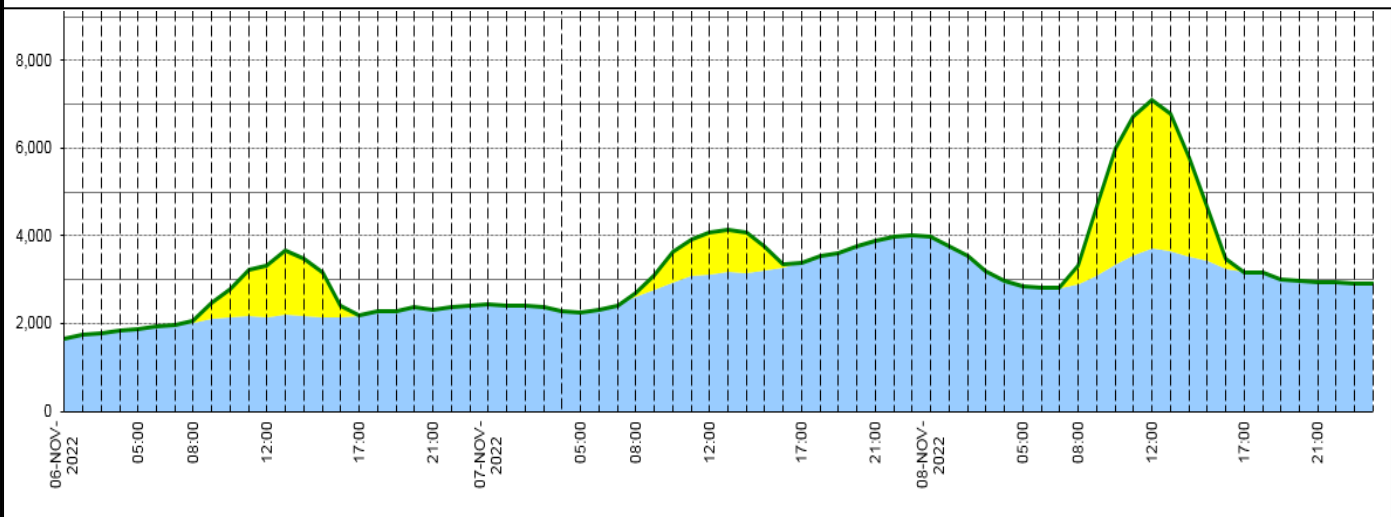
**Wind Power Forecast**



**Expected embedded generation (MWs)**

**Embedded Generation Forecast**

	06-NOV-2022					07-NOV-2022					08-NOV-2022						
	05:00	08:00	12:00	17:00	21:00	00:00	05:00	08:00	12:00	17:00	21:00	00:00	05:00	08:00	12:00	17:00	21:00
Solar (MW)	0	51	1179	0	0	0	0	76	946	0	0	0	0	416	3413	0	0
Wind (MW)	1867	2016	2129	2180	2327	2446	2266	2611	3118	3394	3900	3996	2856	2911	3703	3172	2953
STOR (MW)	0	0	0	0	0	0	0	0	0	0	0	0	0	0	0	0	0
<b>Total (MW)</b>	<b>1867</b>	<b>2067</b>	<b>3308</b>	<b>2180</b>	<b>2327</b>	<b>2446</b>	<b>2266</b>	<b>2687</b>	<b>4064</b>	<b>3394</b>	<b>3900</b>	<b>3996</b>	<b>2856</b>	<b>3327</b>	<b>7116</b>	<b>3172</b>	<b>2953</b>



Weather	Source	Commentary
Latest forecast (Summary)	<a href="#">Met Office</a> <a href="#">SEPA</a> <a href="#">Natural Resources Wales</a>	<b>Today:</b> A windy and rather cloudy day for many areas with scattered showers and also some longer spells of rain in the west. Driest and brightest weather in the east. <b>Tonight:</b> Band of heavy rain and very squally winds affecting western areas during the evening, easing as it moves east overnight. Clear spells and blustery showers following into the west.
General Weather Concerns e.g. wind, rain, snow, flooding, GB Weather Warnings	<a href="#">Met Office</a> <a href="#">Weather Warnings</a> <a href="#">SEPA</a> <a href="#">Natural Resources Wales</a>	<b>UK Weather Warnings</b> Yellow warning of rain Areas affected: London & South East England  ACTIVE Started at: 23:00 GMT on Sun 6 November Ends: 10:00 GMT on Mon 7 November  Heavy showers likely to cause further flooding in places.
		<b>Flood Warnings</b> 5 flood warnings and 39 flood alerts issued for England.

Weather	Source	Commentary
		No flood warnings and 2 flood alerts issued for Scotland. No flood warnings and 3 flood alerts issued for Wales.

*Contains public sector information licensed under the Open Government Licence v1.0*

Further Information	
BM Reports	<a href="https://www.bmreports.com">https://www.bmreports.com</a>
System Balancing Reports	<a href="https://www.nationalgrideso.com/balancing-data/system-balancing-reports">https://www.nationalgrideso.com/balancing-data/system-balancing-reports</a>
Forecast Volumes and Costs	<a href="https://www.nationalgrideso.com/balancing-data/forecast-volumes-and-costs">https://www.nationalgrideso.com/balancing-data/forecast-volumes-and-costs</a>
NGESO Insights	<a href="https://www.nationalgrideso.com/insights">https://www.nationalgrideso.com/insights</a>