

National Electricity Transmission System Status Report

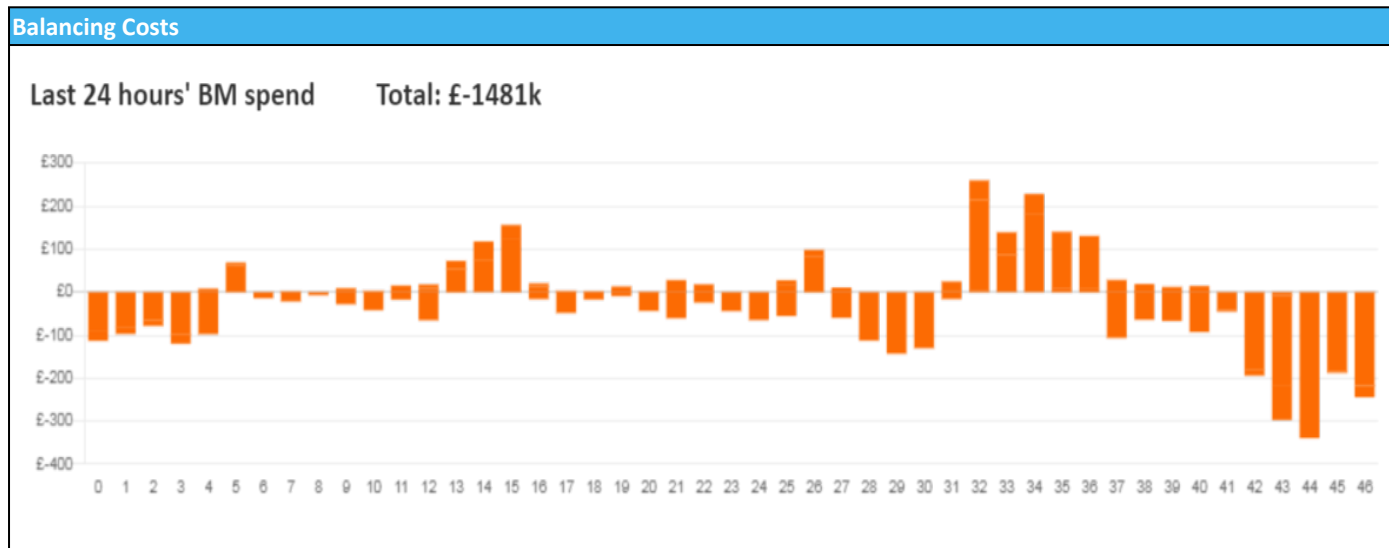


nationalgridESO

National Electricity Transmission System Status Report
Tuesday 30 August 2022

| Today's High Level Risk Status Forecast for the next 24h | | | |
|--|--|----------------|--|
| General Status | | Voltage | |
| Demand | | System Inertia | |
| System Margins | | Weather | |
| Generation | | Transmission | |
| Active Constraints | | | |
| System Warning | | | |

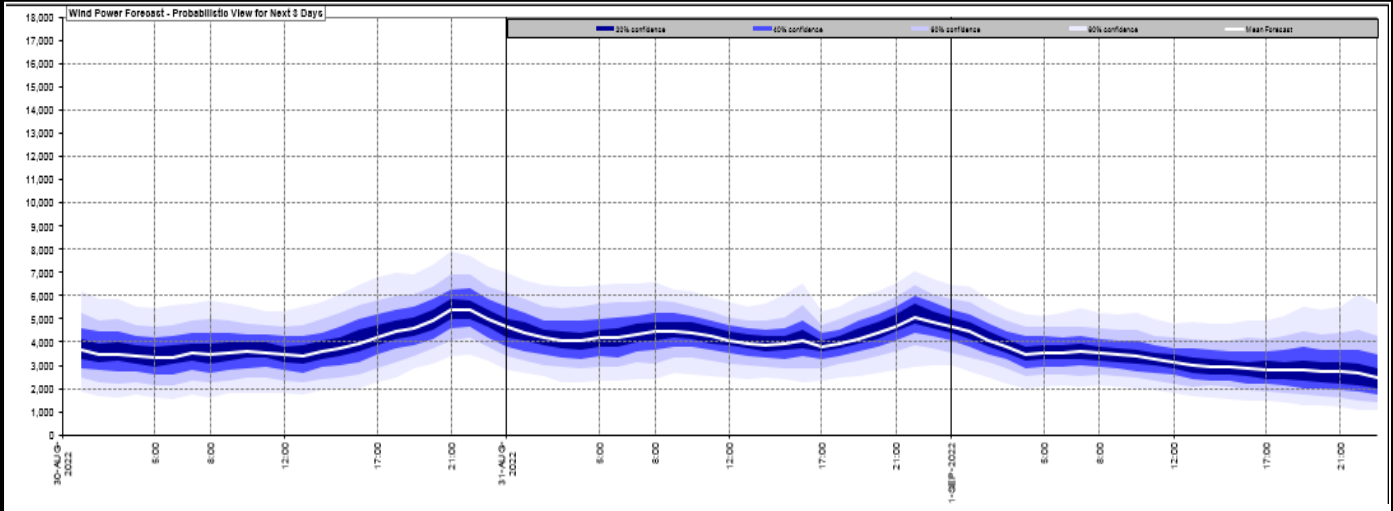
| | | |
|---|--------------|---------|
| Today's Minimum De-Rated Margin | 2859 (SP 39) | |
| Current BMU Largest Loss Risk | Generation | 1400 MW |
| | Demand | 1050MW |



| Yesterday's Market Summary | |
|---------------------------------------|----------------------|
| Cash Out Price (Max) | £719.87 (SP 37 & 38) |
| Cash Out Price (Min) | £244.47 (SP 45) |
| Peak Demand Yesterday | 30,639 MW |
| Minimum Demand | 17,550 MW |

| Interconnector Net Transfer Capacity (MWs) | | | |
|---|--------|--------|---------------------|
| Today | Import | Export | Remarks |
| Netherlands (BritNed) | 1100 | 1133 | Fully Available |
| France (IFA2) | 1014 | 1014 | Fully Available |
| Belgium (Nemo) | 1020 | 1025 | Fully Available |
| Ireland (EWIC) | 500 | 530 | Fully Available |
| France (ElecLink) | 1014 | 1014 | Fully Available |
| France (IFA) | 1000 | 1000 | Partially Available |
| Northern Ireland (MOYLE) | 244 | 250 | Partially Available |
| Norway (NSL) | 1400 | 1400 | Fully Available |

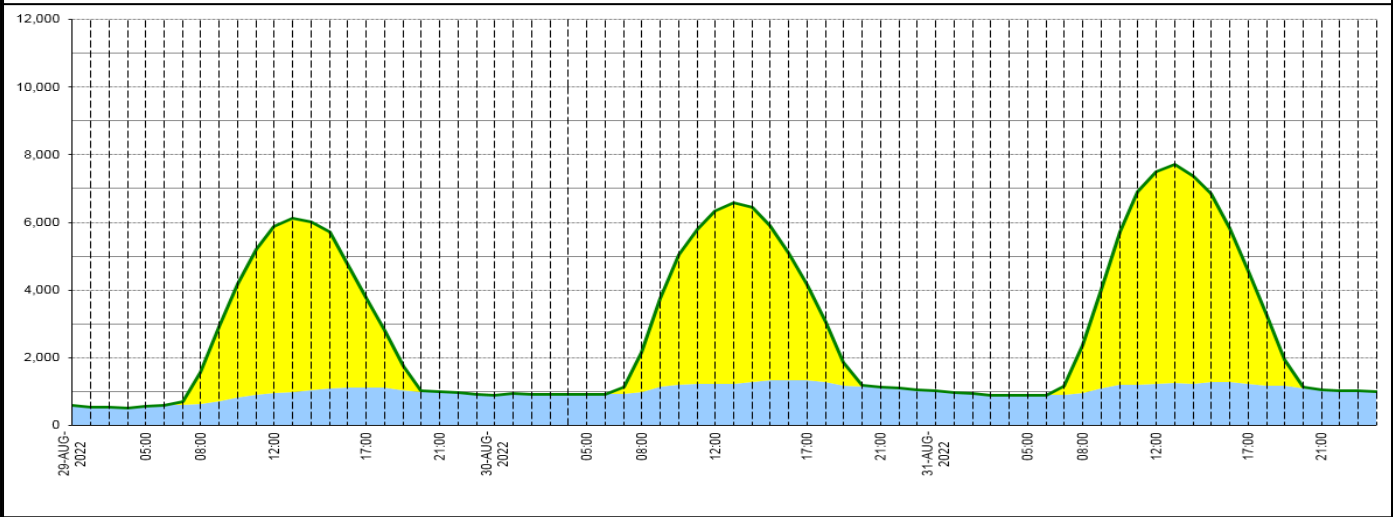
Wind Power Forecast



Expected embedded generation (MWs)

Embedded Generation Forecast

| | 29-AUG-2022 | | | | | 30-AUG-2022 | | | | | 31-AUG-2022 | | | | | | |
|-------------------|-------------|-------------|-------------|-------------|------------|-------------|------------|-------------|-------------|-------------|-------------|-------------|------------|-------------|-------------|-------------|-------------|
| | 05:00 | 08:00 | 12:00 | 17:00 | 21:00 | 00:00 | 05:00 | 08:00 | 12:00 | 17:00 | 21:00 | 00:00 | 05:00 | 08:00 | 12:00 | 17:00 | 21:00 |
| Solar (MW) | 0 | 941 | 4914 | 2651 | 0 | 0 | 0 | 1181 | 5103 | 2824 | 0 | 0 | 0 | 1435 | 6276 | 3346 | 0 |
| Wind (MW) | 574 | 624 | 965 | 1127 | 995 | 900 | 905 | 987 | 1226 | 1338 | 1140 | 1013 | 884 | 950 | 1232 | 1216 | 1058 |
| STOR (MW) | 0 | 0 | 0 | 0 | 0 | 0 | 0 | 0 | 0 | 0 | 0 | 0 | 0 | 0 | 0 | 0 | 0 |
| Total (MW) | 574 | 1565 | 5879 | 3778 | 995 | 900 | 905 | 2168 | 6329 | 4162 | 1140 | 1013 | 884 | 2385 | 7508 | 4562 | 1058 |



| Weather | Source | Commentary |
|---|---|---|
| Latest forecast (Summary) | Met Office SEPA Natural Resources Wales | Today: Most areas fine and dry with warm sunny periods. Cloudier with a few showers for parts of western Scotland, Northern Ireland and the far east and southeast of England though. Tonight: Mostly dry with clear spells or long clear periods. A few showers lingering in the east. Chilly across northeast of Scotland. |
| General Weather Concerns e.g. wind, rain, snow, flooding, GB Weather Warnings | Met Office Weather Warnings SEPA Natural Resources Wales | UK Weather Warnings No weather warnings are in force for the UK Flood Warnings 1 flood alert in England No flood alerts in Wales and Scotland |

Contains public sector information licensed under the Open Government Licence v1.0

| Further Information | |
|----------------------------|---|
| BM Reports | https://www.bmreports.com |
| System Balancing Reports | https://www.nationalgrideso.com/balancing-data/system-balancing-reports |
| Forecast Volumes and Costs | https://www.nationalgrideso.com/balancing-data/forecast-volumes-and-costs |
| NGESO Insights | https://www.nationalgrideso.com/insights |