

# National Electricity Transmission System Status Report

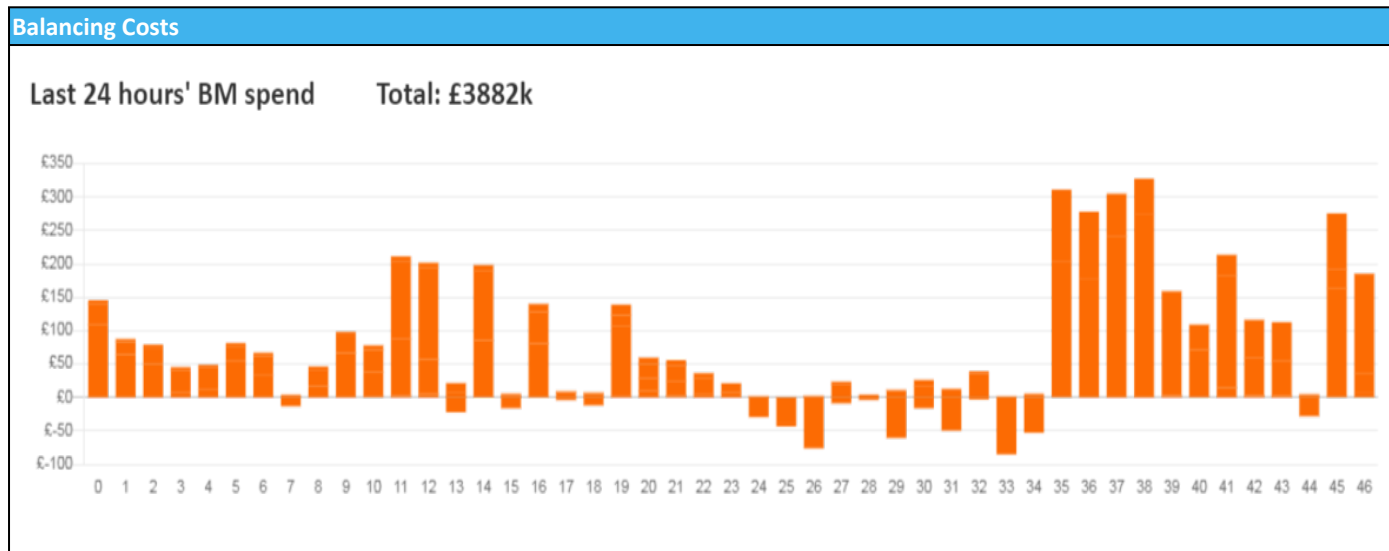


nationalgridESO

National Electricity Transmission System Status Report  
Saturday 13 August 2022

Today's High Level Risk Status Forecast for the next 24h			
General Status		Voltage	
Demand		System Inertia	
System Margins		Weather	
Generation		Transmission	
Active Constraints			
<a href="#">System Warning</a>			

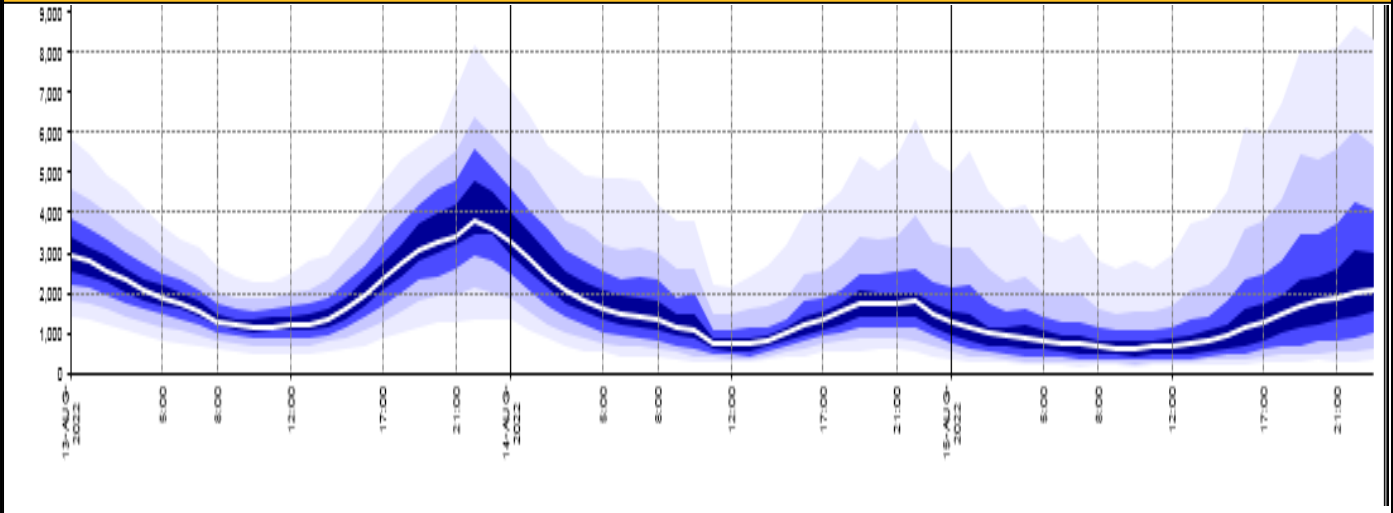
<a href="#">Today's Minimum De-Rated Margin</a>	3858 (SP 37)	
Current BMU Largest Loss Risk	Generation	1300 MW
	Demand	1000 MW



Yesterday's Market Summary	
<a href="#">Cash Out Price (Max)</a>	£456.55 (SP 14)
<a href="#">Cash Out Price (Min)</a>	£221.100 (SP 35)
<a href="#">Peak Demand Yesterday</a>	30,649 MW
Minimum Demand	19,200 MW

Interconnector Net Transfer Capacity (MWs)			
Today	Import	Export	Remarks
Netherlands (BritNed)	1100	1133	Fully Available
France (IFA2)	1014	1014	Fully Available
Belgium (Nemo)	1020	1025	Fully Available
Ireland (EWIC)	500	530	Fully Available
France (ElecLink)	1014	1014	Fully Available
France (IFA)	1000	1000	Partially Available
Northern Ireland (MOYLE)	244	250	Partially Available
Norway (NSL)	1260	1150	ESO NTC Restriction

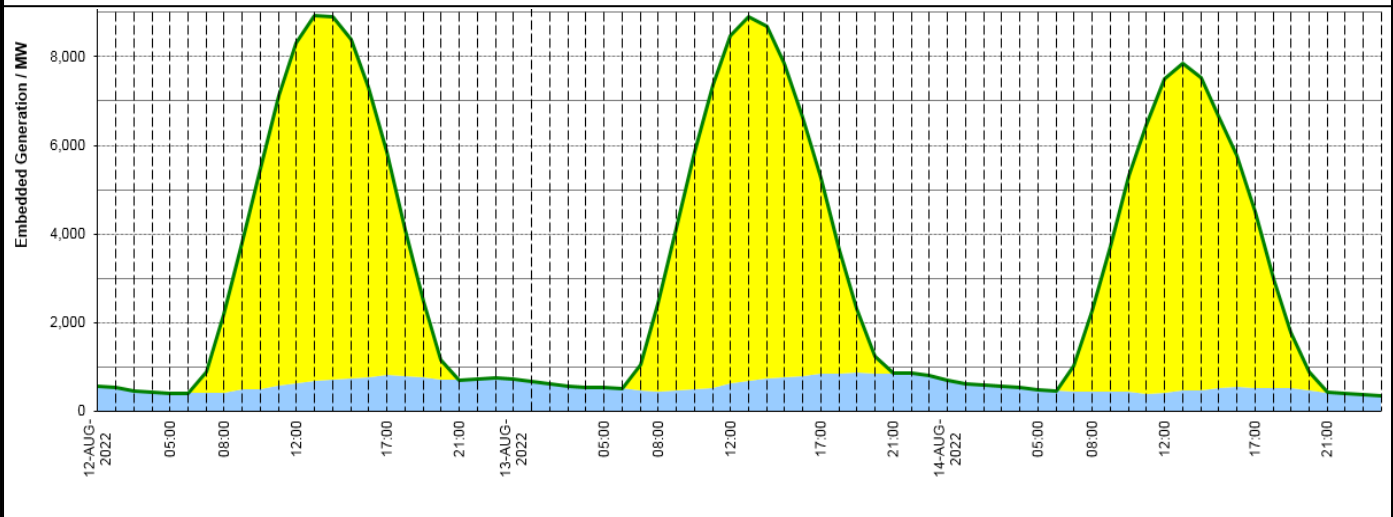
**Wind Power Forecast**



**Expected embedded generation (MWs)**

**Embedded Generation Forecast**

	11-AUG-2022					12-AUG-2022					13-AUG-2022						
	05:00	08:00	12:00	17:00	21:00	00:00	05:00	08:00	12:00	17:00	21:00	00:00	05:00	08:00	12:00	17:00	21:00
Solar (MW)	0	1776	7736	5144	0	0	0	2047	8017	4704	0	0	0	2013	7822	4585	0
Wind (MW)	388	340	555	795	606	568	377	411	605	772	691	641	494	495	637	589	517
STOR (MW)	0	0	0	0	0	0	0	0	0	0	0	0	0	0	0	0	0
Total (MW)	388	2116	8291	5939	606	568	377	2458	8622	5476	691	641	494	2508	8459	5174	517



Weather	Source	Commentary
Latest forecast (Summary)	<a href="#">Met Office</a> <a href="#">SEPA</a> <a href="#">Natural Resources Wales</a>	<p><b>Today:</b> Another sunny and very hot day for many areas, although cooler on some northeast coasts with patchy mist and cloud developing. Further cloud and some rain in the far north and northwest.</p> <p><b>Tonight:</b> Sunny and hot or very hot for most, after any low cloud and fog vanishes; highest temperatures in central and southern England and east Wales. The far northeast misty, coole</p>
General Weather Concerns e.g. wind, rain, snow, flooding, GB Weather Warnings	<a href="#">Met Office</a> <a href="#">Weather Warnings</a> <a href="#">SEPA</a> <a href="#">Natural Resources Wales</a>	<p><b>UK Weather Warnings</b> Amber warning of extreme heat Areas affected: East Midlands   East of England   London &amp; South East England   North West England   South West England   Wales   West Midlands   Yorkshire &amp; Humber</p> <p>ACTIVEStarted at: 00:00 BST on Thu 11 AugustEnds: 23:59 BST on Sun 14 August A hot spell will develop across parts of England and Wales later this week.</p> <p><b>Flood Warnings</b> No flood warnings 0 alerts in Scotland. No flood warnings 0 alerts in Wales.</p>

Weather	Source	Commentary
		No flood warnings 0 alerts in England.

*Contains public sector information licensed under the Open Government Licence v1.0*

Further Information	
BM Reports	<a href="https://www.bmreports.com">https://www.bmreports.com</a>
System Balancing Reports	<a href="https://www.nationalgrideso.com/balancing-data/system-balancing-reports">https://www.nationalgrideso.com/balancing-data/system-balancing-reports</a>
Forecast Volumes and Costs	<a href="https://www.nationalgrideso.com/balancing-data/forecast-volumes-and-costs">https://www.nationalgrideso.com/balancing-data/forecast-volumes-and-costs</a>
NGESO Insights	<a href="https://www.nationalgrideso.com/insights">https://www.nationalgrideso.com/insights</a>