

National Electricity Transmission System Status Report

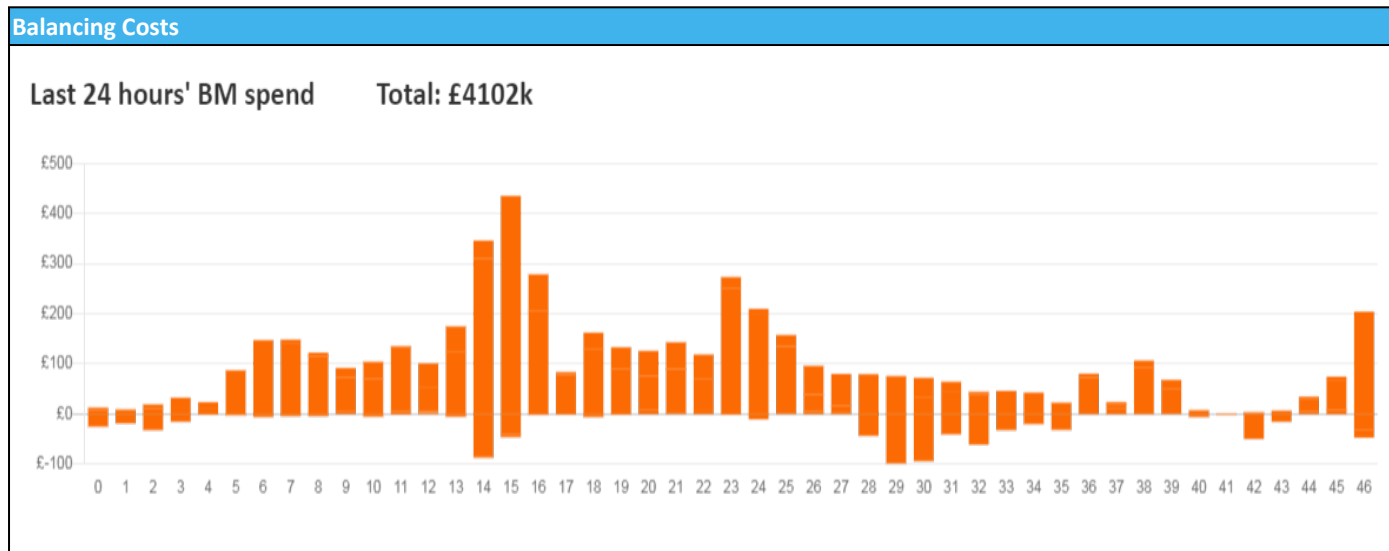


nationalgridESO

National Electricity Transmission System Status Report
Saturday 02 April 2022

Today's High Level Risk Status Forecast for the next 24h			
General Status		Voltage	
Demand		System Inertia	
System Margins		Weather	
Generation		Transmission	
Active Constraints			
System Warning			

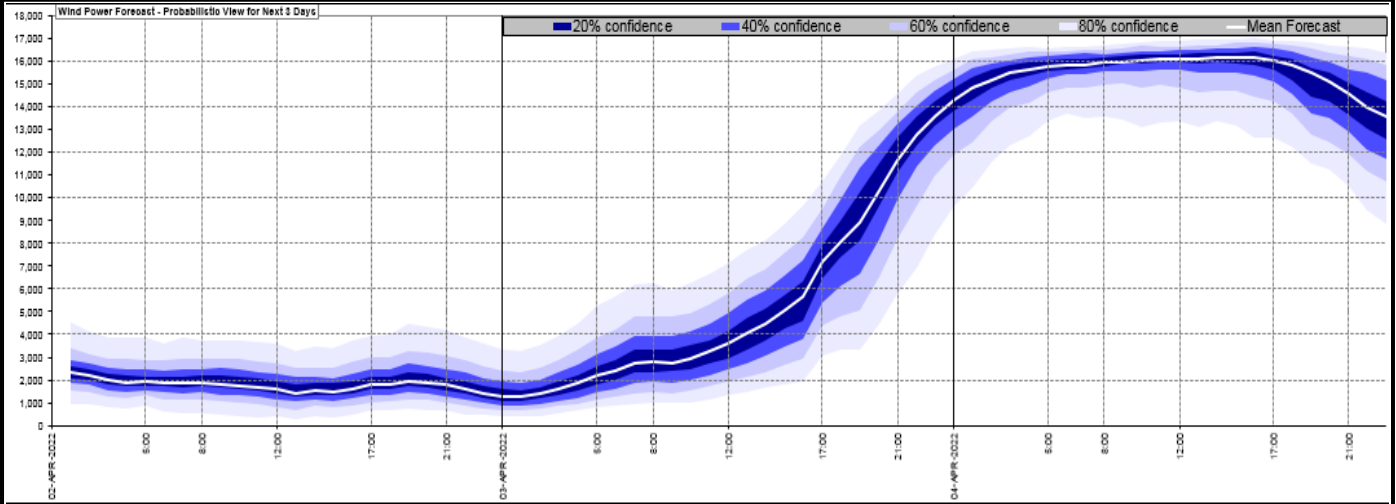
Today's Minimum De-Rated Margin	5451 (SP 41)	
Current BMU Largest Loss Risk	Generation	1300 MW
	Demand	1050 MW



Yesterday's Market Summary	
Cash Out Price (Max)	£494.23 (SP 16)
Cash Out Price (Min)	£165.00 (SP 4)
Peak Demand Yesterday	37,870 MW
Minimum Demand	23,871 MW

Interconnector Net Transfer Capacity (MWs)			
Today	Import	Export	Remarks
Netherlands (BritNed)	1016	1016	Fully Available
France (IFA2)	1014	1014	Fully Available
Belgium (Nemo)	1020	1020	Fully Available
Ireland (EWIC)	0	0	Planned Outage
Northern Ireland (MOYLE)	500	500	Fully Available
NSL	706	706	Partially Available
ElecLink	0	0	Not yet commissioned
France IFA	1000	1000	Partially available

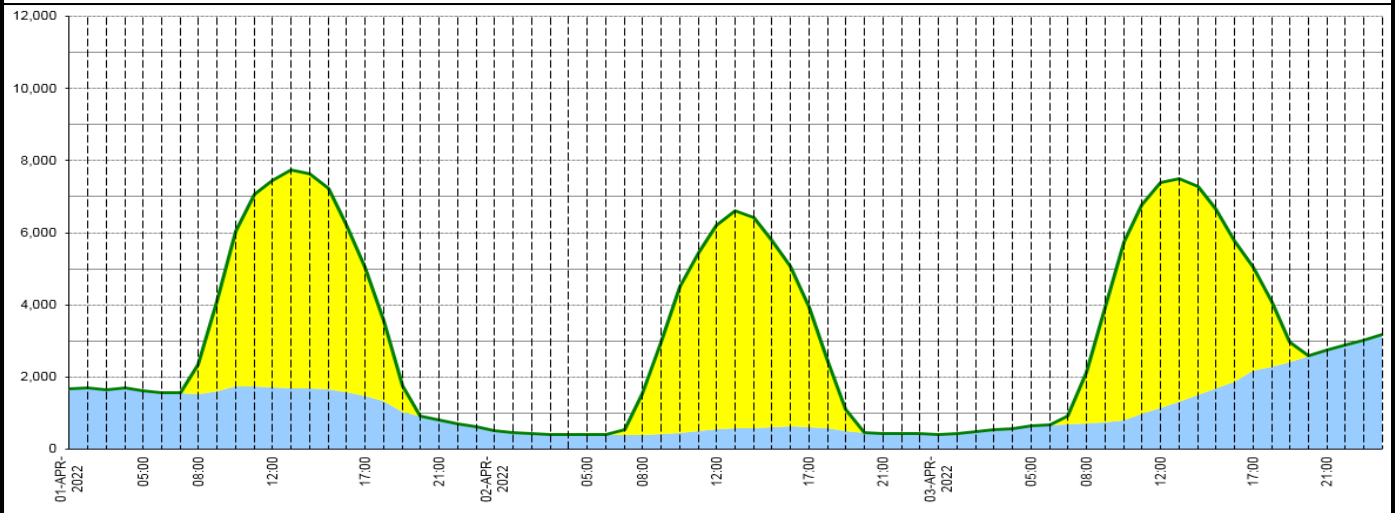
Wind Power Forecast



Expected embedded generation (MWs)

Embedded Generation Forecast

	01-APR-2022					02-APR-2022					03-APR-2022						
	05:00	08:00	12:00	17:00	21:00	00:00	05:00	08:00	12:00	17:00	21:00	00:00	05:00	08:00	12:00	17:00	21:00
Solar (MW)	0	807	5720	3570	0	0	0	1151	5661	3313	0	0	0	1423	6250	2881	0
Wind (MW)	1620	1525	1723	1464	806	522	400	397	537	614	442	409	635	718	1149	2158	2748
STOR (MW)	0	0	0	0	0	0	0	0	0	0	0	0	0	0	0	0	0
Total (MW)	1620	2332	7443	5034	806	522	400	1548	6198	3927	442	409	635	2141	7399	5039	2748



Weather	Source	Commentary
Latest forecast (Summary)	Met Office SEPA Natural Resources Wales	<p>Today: Rather cloudy with showers in the west with some wintriness likely, mainly for high ground of Wales and the southwest before clearing later. Otherwise a cold and frosty start followed by sunny spells and scattered showers. Less windy than recently.</p> <p>Tonight: Showers soon dying out from all but the far NE to leave largely clear skies and a cold and frosty night. Some shallow fog patches may develop by dawn.</p>
General Weather Concerns e.g. wind, rain, snow, flooding, GB Weather Warnings	Met Office Weather Warnings SEPA Natural Resources Wales	<p>UK Weather Warnings Yellow warning of ice Areas affected: East Midlands North East England Yorkshire & Humber</p> <p>ACTIVE Started at: 00:00 BST on Sat 2 April Ends: 10:00 BST on Sat 2 April Snow and hail showers could lead to icy surfaces, with possible travel disruption.</p> <ul style="list-style-type: none"> - Some injuries from slips and falls on icy surfaces - Probably some icy patches on some untreated roads, pavements and cycle paths <p>Flood Warnings 0 Flood Warnings and 0 Flood Alerts issued for England. 0 Flood Warning and 0 Flood Alerts issued for Scotland. 0 Flood Warnings and 0 Flood Alerts issued for Wales.</p>

Further Information	
BM Reports	https://www.bmreports.com
System Balancing Reports	https://www.nationalgrideso.com/balancing-data/system-balancing-reports
Forecast Volumes and Costs	https://www.nationalgrideso.com/balancing-data/forecast-volumes-and-costs
NGESO Insights	https://www.nationalgrideso.com/insights