

National Electricity Transmission System Status Report

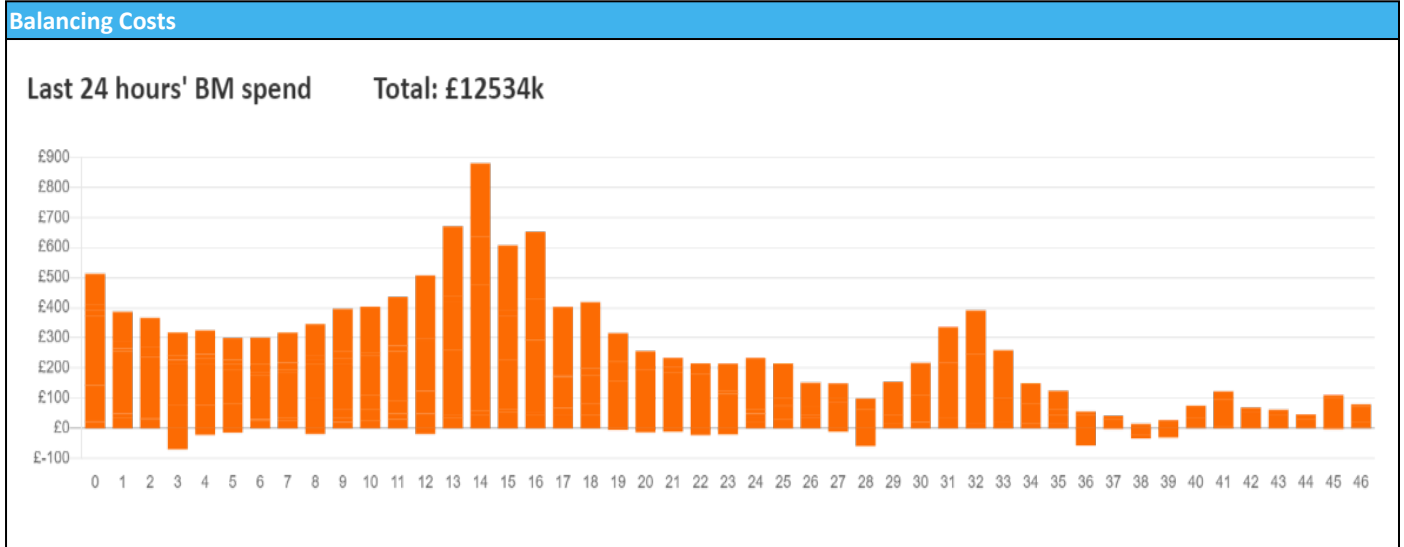


nationalgridESO

National Electricity Transmission System Status Report
Friday 04 March 2022

| Today's High Level Risk Status Forecast for the next 24h | | | |
|--|--|----------------|--|
| General Status | | Voltage | |
| Demand | | System Inertia | |
| System Margins | | Weather | |
| Generation | | Transmission | |
| Active Constraints | | | |
| System Warning | | | |

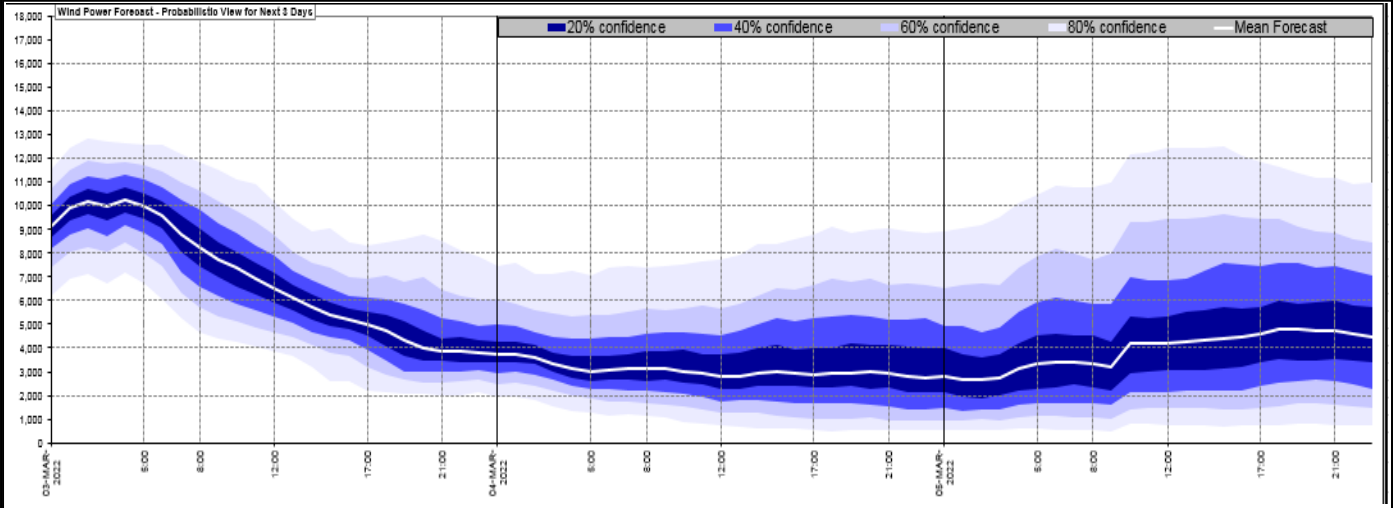
| | | |
|---|--------------|---------|
| Today's Minimum De-Rated Margin | 1621 (SP 38) | |
| Current BMU Largest Loss Risk | Generation | 1600 MW |
| | Demand | 560 MW |



| Yesterday's Market Summary | |
|---------------------------------------|--------------------|
| Cash Out Price (Max) | £545.00 (SP 34) |
| Cash Out Price (Min) | £120.00 (SP 22-24) |
| Peak Demand Yesterday | 41,007 MW |
| Minimum Demand | 23,393 MW |

| Interconnector Net Transfer Capacity (MWs) | | | |
|---|--------|--------|----------------------|
| Today | Import | Export | Remarks |
| Netherlands (BritNed) | 1016 | 1016 | Fully Available |
| France (IFA2) | 1014 | 1014 | Fully Available |
| Belgium (Nemo) | 1020 | 1020 | Fully Available |
| Ireland (EWIC) | 500 | 530 | Fully Available |
| Northern Ireland (MOYLE) | 500 | 500 | Fully Available |
| NSL | 1064 | 1064 | Partially Available |
| ElecLink | 0 | 0 | Not yet commissioned |
| France IFA | 500 | 500 | Partially Available |

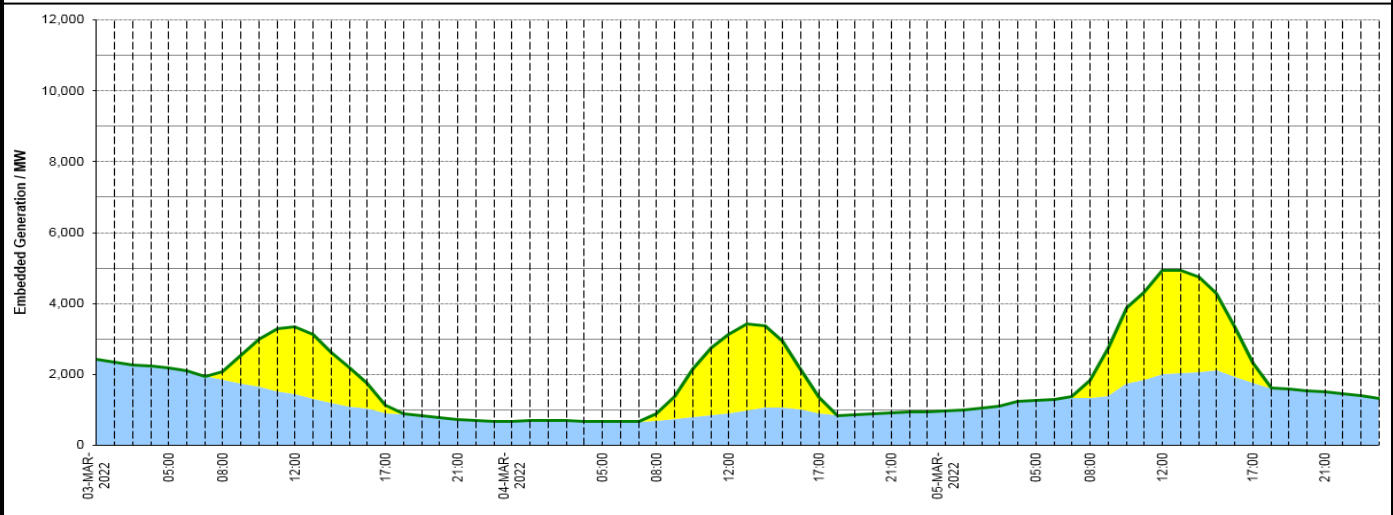
Wind Power Forecast



Expected embedded generation (MWs)

Embedded Generation Forecast

| | 03-MAR-2022 | | | | | 04-MAR-2022 | | | | | 05-MAR-2022 | | | | | | |
|-------------------|-------------|-------------|-------------|-------------|------------|-------------|------------|------------|-------------|-------------|-------------|------------|-------------|-------------|-------------|-------------|-------------|
| | 05:00 | 08:00 | 12:00 | 17:00 | 21:00 | 00:00 | 05:00 | 08:00 | 12:00 | 17:00 | 21:00 | 00:00 | 05:00 | 08:00 | 12:00 | 17:00 | 21:00 |
| Solar (MW) | 0 | 245 | 1920 | 230 | 0 | 0 | 0 | 186 | 2226 | 440 | 0 | 0 | 0 | 493 | 2925 | 567 | 0 |
| Wind (MW) | 2177 | 1833 | 1430 | 904 | 721 | 683 | 678 | 697 | 912 | 898 | 901 | 963 | 1269 | 1346 | 1997 | 1760 | 1514 |
| STOR (MW) | 0 | 0 | 0 | 0 | 0 | 0 | 0 | 0 | 0 | 0 | 0 | 0 | 0 | 0 | 0 | 0 | 0 |
| Total (MW) | 2177 | 2078 | 3350 | 1134 | 721 | 683 | 678 | 883 | 3138 | 1338 | 901 | 963 | 1269 | 1839 | 4922 | 2327 | 1514 |



| Weather | Source | Commentary |
|--|---|--|
| Latest forecast (Summary) | Met Office SEPA Natural Resources Wales | Today: Dull, chilly and cloudy with spells of rain and drizzle for the eastern side of the UK, though brightening up for east Scotland and northeast England. Elsewhere, brighter with sunny spells, but also a few showers in the west. Tonight: Cloud and rain lingering in east England. Clearer spells elsewhere with a few showers in far north and far southwest. Cold in west and north with frost, particularly in northwest. |
| General Weather Concerns e.g. wind, rain, snow, flooding, GB Weather Warnings | Met Office Weather Warnings SEPA Natural Resources Wales | UK Weather Warnings None Flood Warnings 1 Flood Warnings and 23 Flood Alerts issued for England 1 Flood Warnings and 0 Flood Alerts issued for Scotland. 0 Flood Warnings and 0 Flood Alerts issued for Wales. |

Contains public sector information licensed under the Open Government Licence v1.0

| Further Information | |
|----------------------------|---|
| BM Reports | https://www.bmreports.com |
| System Balancing Reports | https://www.nationalgrideso.com/balancing-data/system-balancing-reports |
| Forecast Volumes and Costs | https://www.nationalgrideso.com/balancing-data/forecast-volumes-and-costs |
| NGESO Insights | https://www.nationalgrideso.com/insights |