

**National Electricity  
Transmission System Status Report**

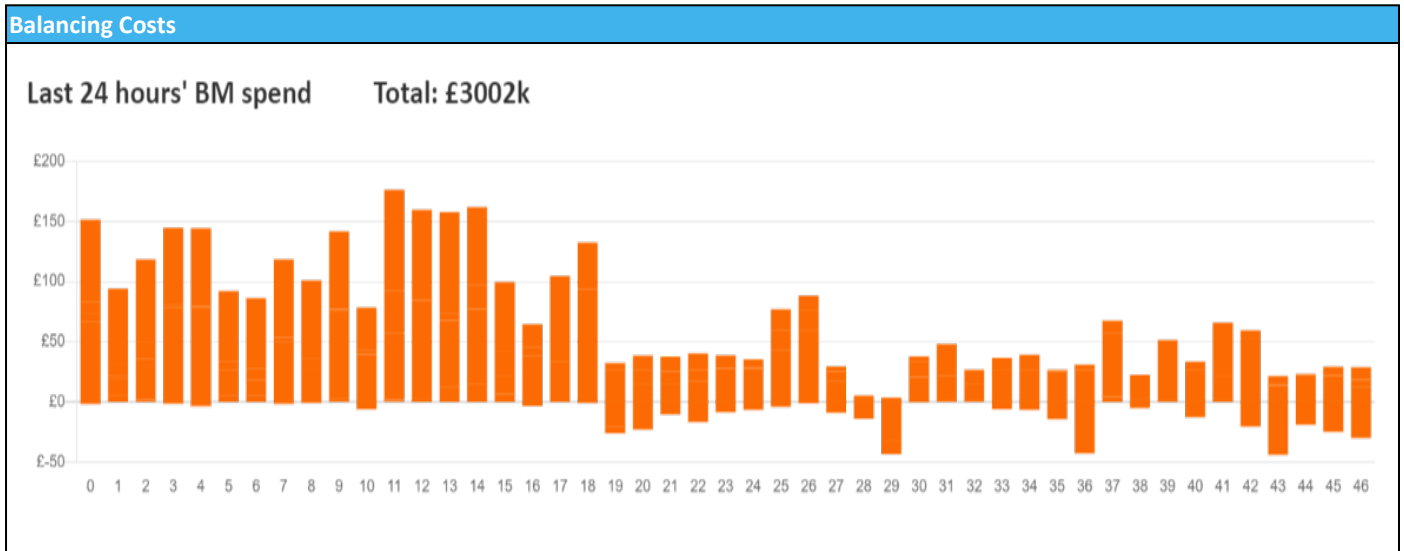


national**grid**ESO

National Electricity Transmission System Status Report  
Wednesday 02 March 2022

Today's High Level Risk Status Forecast for the next 24h			
General Status		Voltage	
Demand		System Inertia	
System Margins		Weather	
Generation		Transmission	
Active Constraints			
<a href="#">System Warning</a>			

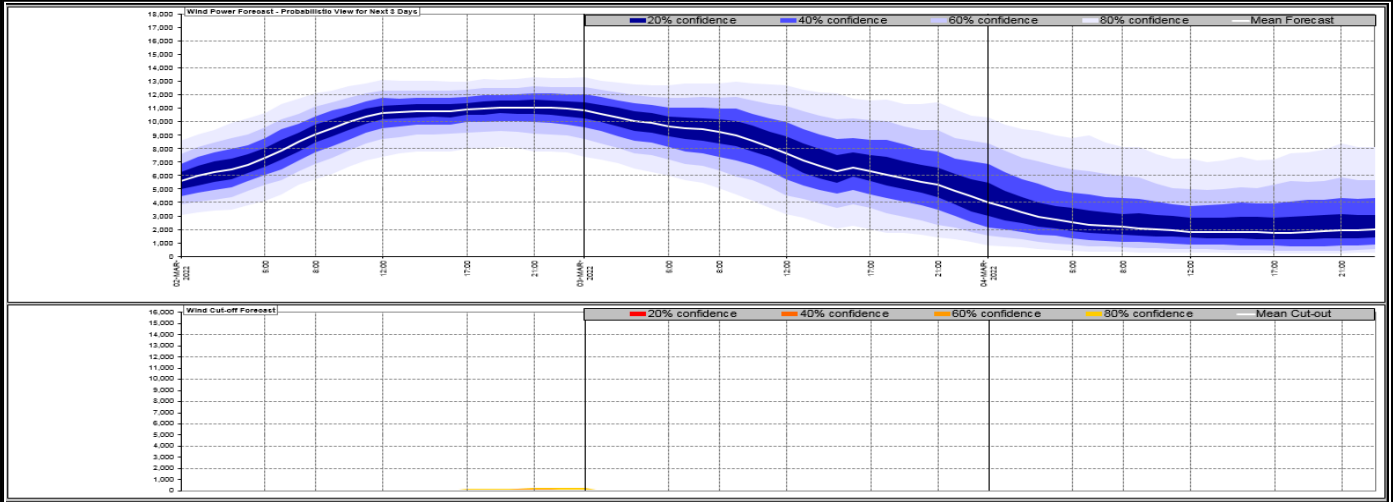
<a href="#">Today's Minimum De-Rated Margin</a>	8426 (SP 36)	
Current BMU Largest Loss Risk	Generation	1600 MW
	Demand	560 MW



Yesterday's Market Summary	
<a href="#">Cash Out Price (Max)</a>	£345.00 (SP 35 & 39)
<a href="#">Cash Out Price (Min)</a>	£120.00 (SPs 21 & 35)
<a href="#">Peak Demand Yesterday</a>	41,773 MW
Minimum Demand	23,852 MW

Interconnector Net Transfer Capacity (MWs)			
Today	Import	Export	Remarks
Netherlands (BritNed)	1016	1016	Fully Available
France (IFA2)	1014	1014	Fully Available
Belgium (Nemo)	1020	1020	Fully Available
Ireland (EWIC)	500	530	Fully Available
Northern Ireland (MOYLE)	500	500	Fully Available
NSL	1064	1064	Partially Available
ElecLink	0	0	Not yet commissioned
France IFA	500	500	Partially Available

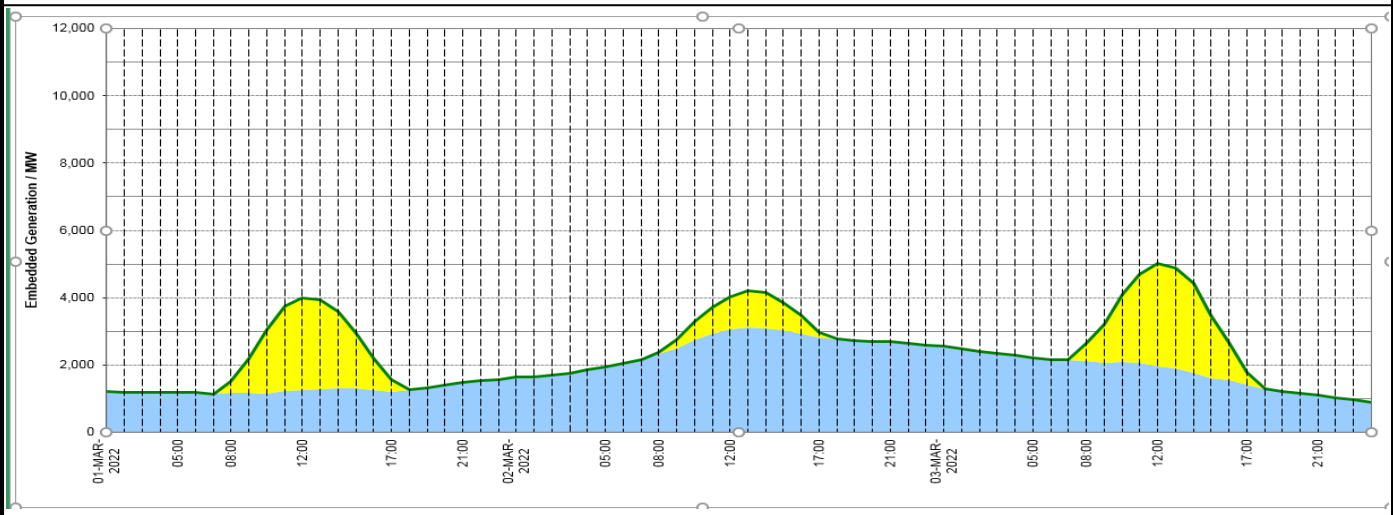
### Wind Power Forecast



### Expected embedded generation (MWs)

#### Embedded Generation Forecast

	01-MAR-2022					02-MAR-2022					03-MAR-2022						
	05:00	08:00	12:00	17:00	21:00	00:00	05:00	08:00	12:00	17:00	21:00	00:00	05:00	08:00	12:00	17:00	21:00
Solar (MW)	0	330	2720	348	0	0	0	52	960	155	0	0	0	528	3066	357	0
Wind (MW)	1180	1169	1258	1205	1492	1630	1949	2324	3066	2823	2697	2549	2221	2111	1944	1414	1093
STOR (MW)	0	0	0	0	0	0	0	0	0	0	0	0	0	0	0	0	0
<b>Total (MW)</b>	<b>1180</b>	<b>1499</b>	<b>3978</b>	<b>1553</b>	<b>1492</b>	<b>1630</b>	<b>1949</b>	<b>2376</b>	<b>4026</b>	<b>2978</b>	<b>2697</b>	<b>2549</b>	<b>2221</b>	<b>2639</b>	<b>5010</b>	<b>1771</b>	<b>1093</b>



Weather	Source	Commentary
Latest forecast (Summary)	<a href="#">Met Office</a> <a href="#">SEPA</a> <a href="#">Natural Resources Wales</a>	<p><b>Today:</b> Largely cloudy and wet away from Scotland; rain locally heavy at times in the west. Fine, after a frosty start at first across much of Scotland, slowly clouding over from the south later as rain arrives. Turning milder and breezier.</p> <p><b>Tonight:</b> Mostly cloudy with rain, drizzle, extensive hill fog. Shetland remaining fine. Drying up with some cloud breaks arriving across some southern parts through the night. Breezy in the north, mild.</p>
General Weather Concerns e.g. wind, rain, snow, flooding, GB Weather Warnings	<a href="#">Met Office</a> <a href="#">Weather Warnings</a> <a href="#">SEPA</a> <a href="#">Natural Resources Wales</a>	<p><b>UK Weather Warnings</b> Yellow warning of fog Areas affected: London &amp; South East England   South West England   Wales   West Midlands</p> <p>Starts: 05:00 GMT on Wed 2 March Ends: 11:00 GMT on Wed 2 March</p> <p><b>Flood Warnings</b> 0 Flood Warnings and 6 Flood Alerts issued for England 0 Flood Warnings and 0 Flood Alerts issued for Scotland. 0 Flood Warnings and 0 Flood Alerts issued for Wales.</p>

Contains public sector information licensed under the Open Government Licence v1.0

Further Information	
BM Reports	<a href="https://www.bmreports.com">https://www.bmreports.com</a>
System Balancing Reports	<a href="https://www.nationalgrideso.com/balancing-data/system-balancing-reports">https://www.nationalgrideso.com/balancing-data/system-balancing-reports</a>
Forecast Volumes and Costs	<a href="https://www.nationalgrideso.com/balancing-data/forecast-volumes-and-costs">https://www.nationalgrideso.com/balancing-data/forecast-volumes-and-costs</a>
NGESO Insights	<a href="https://www.nationalgrideso.com/insights">https://www.nationalgrideso.com/insights</a>