

# National Electricity Transmission System Status Report

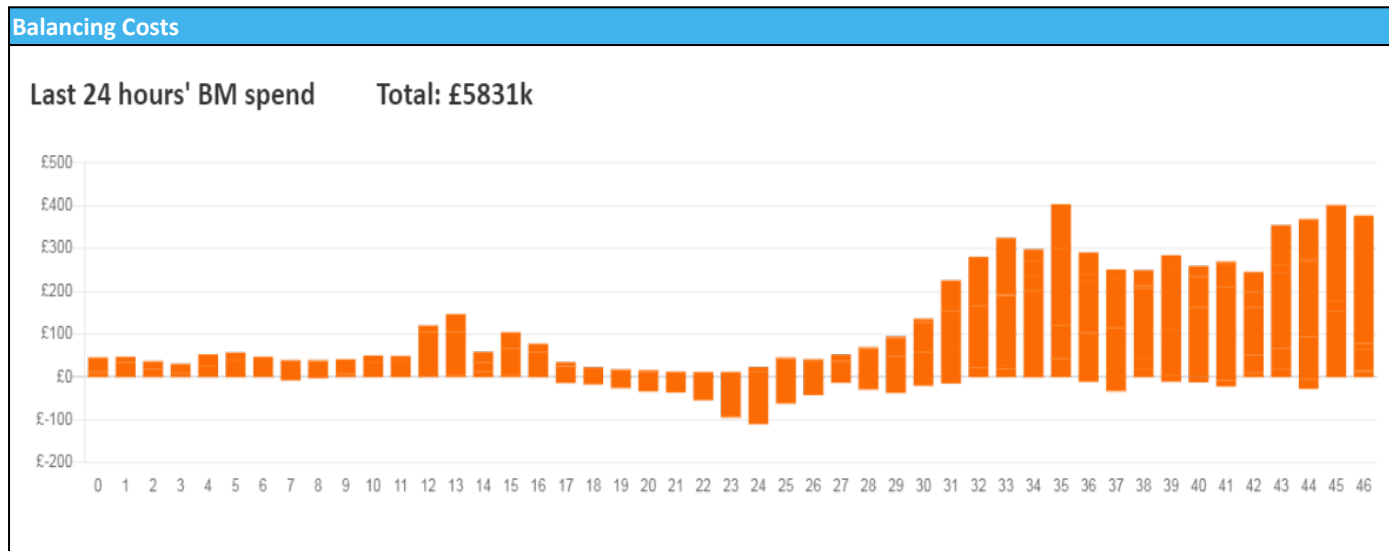


nationalgridESO

**National Electricity Transmission System Status Report**  
Monday 31 January 2022

Today's High Level Risk Status Forecast for the next 24h			
General Status		Voltage	
Demand		System Inertia	
System Margins		Weather	
Generation		Transmission	
Active Constraints			
<a href="#">System Warning</a>			

<a href="#">Today's Minimum De-Rated Margin</a>	6426 (SP 36)	
Current BMU Largest Loss Risk	Generation	1300 MW
	Demand	560 MW



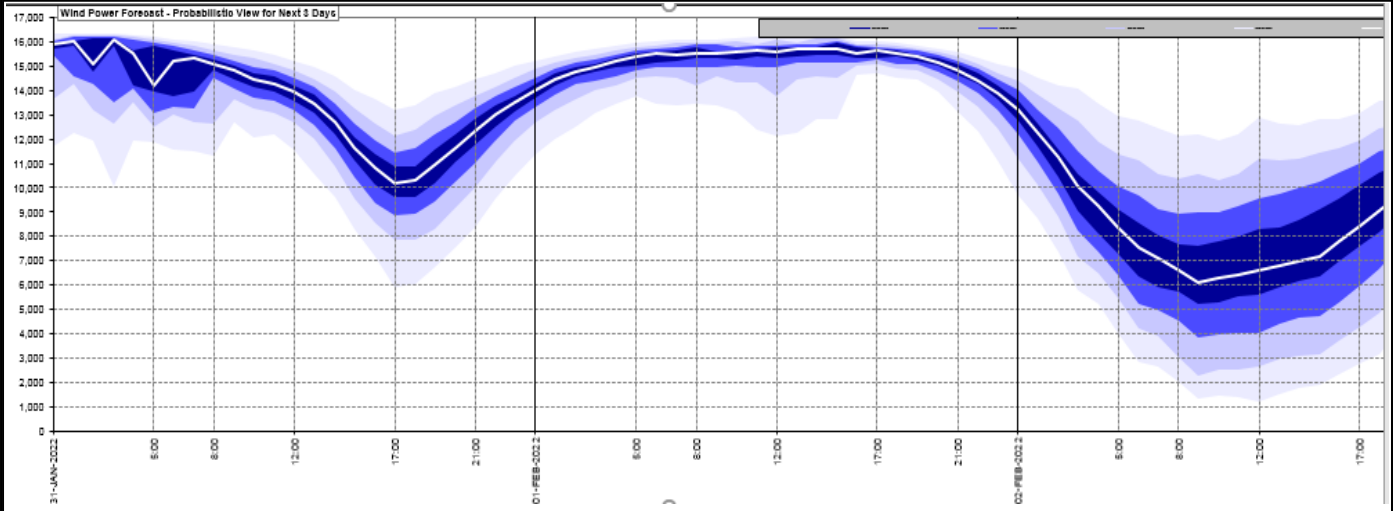
**Yesterday's Market Summary**

<a href="#">Cash Out Price (Max)</a>	£278.00 (SP 18)
<a href="#">Cash Out Price (Min)</a>	−£16.25 (SP 48)
<a href="#">Peak Demand Yesterday</a>	39,507 MW
Minimum Demand	20,410 MW

**Interconnector Net Transfer Capacity (MWs)**

Today	Import	Export	Remarks
Netherlands (BritNed)	1100	1133	Fully Available
France (IFA2)	1014	1014	Fully Available
Belgium (Nemo)	1020	1020	Fully Available
Ireland (EWIC)	500	530	Fully Available
Northern Ireland (MOYLE)	500	500	Fully Available
NSL	703	703	Partially Available
ElecLink	0	0	Not yet commissioned
France IFA	500	500	Partially Available

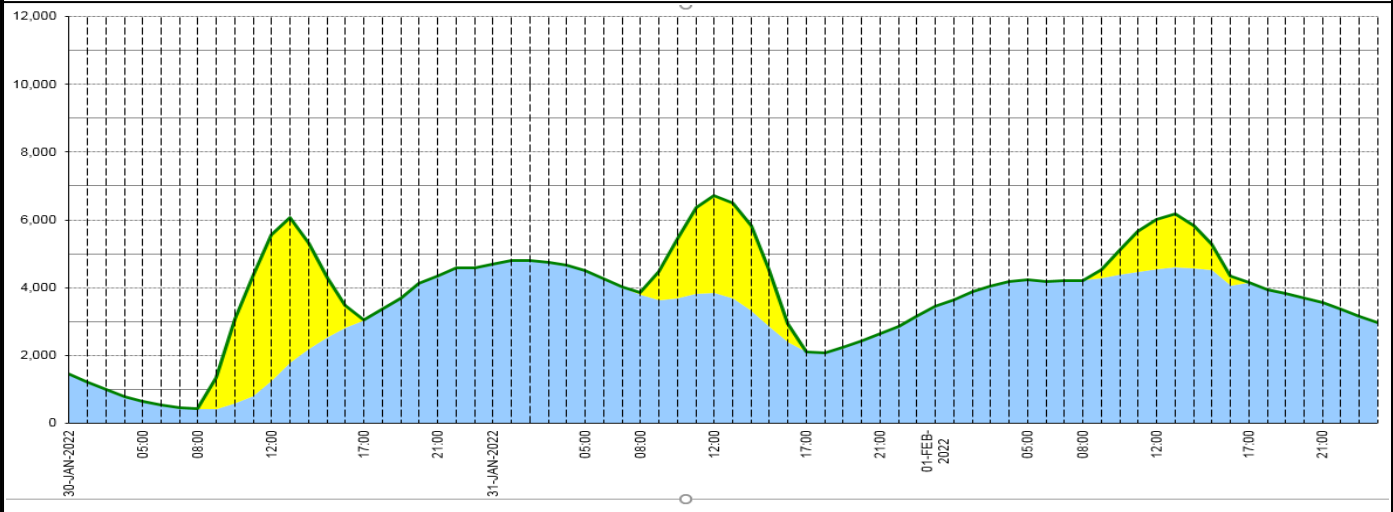
**Wind Power Forecast**



**Expected embedded generation (MWs)**

**Embedded Generation Forecast**

	30-JAN-2022					31-JAN-2022					01-FEB-2022						
	05:00	08:00	12:00	17:00	21:00	00:00	05:00	08:00	12:00	17:00	21:00	00:00	05:00	08:00	12:00	17:00	21:00
Solar (MW)	0	5	4320	11	0	0	0	64	2860	0	0	0	0	0	1480	0	0
Wind (MW)	639	420	1244	3044	4341	4704	4495	3780	3851	2107	2629	3462	4225	4219	4541	4140	3549
STOR (MW)	0	0	0	0	0	0	0	0	0	0	0	0	0	0	0	0	0
<b>Total (MW)</b>	<b>639</b>	<b>425</b>	<b>5564</b>	<b>3055</b>	<b>4341</b>	<b>4704</b>	<b>4495</b>	<b>3844</b>	<b>6711</b>	<b>2107</b>	<b>2629</b>	<b>3462</b>	<b>4225</b>	<b>4219</b>	<b>6021</b>	<b>4140</b>	<b>3549</b>



Weather	Source	Commentary
Latest forecast (Summary)	<a href="#">Met Office</a> <a href="#">SEPA</a> <a href="#">Natural Resources Wales</a>	<p><b>Today:</b> A mixture of sunny spells and showers across the UK today, showers wintry in the north. Some eastern parts staying dry. Turning cloudier with more persistent rain in the north later. Windy at first, especially in North Sea coastal areas</p> <p><b>Tonight:</b> Turning cloudier from the west this evening, cloud thick enough for a little rain at times, mainly in the west. Becoming windy, especially in the north. Milder than last night.</p>
General Weather Concerns e.g. wind, rain, snow, flooding, GB Weather Warnings	<a href="#">Met Office</a> <a href="#">Weather Warnings</a> <a href="#">SEPA</a> <a href="#">Natural Resources Wales</a>	<p><b>UK Weather Warnings</b> Yellow warning of wind - Areas affected: Central, Tayside &amp; Fife   East Midlands   East of England   Grampian   Highlands &amp; Eilean Siar   North East England   North West England   Northern Ireland   Orkney &amp; Shetland   SW Scotland, Lothian Borders   Strathclyde   Wales   Yorkshire &amp; Humber Started at: 15:00 GMT on Sun 30 January Ends: 12:00 GMT on Mon 31 January</p> <p>Yellow warning of ice - Areas affected: Central, Tayside &amp; Fife   Grampian   Highlands &amp; Eilean Siar   Strathclyde</p>

Weather	Source	Commentary
		<p>Started at: 00:00 GMT on Mon 31 January Ends: 10:00 GMT on Mon 31 January</p> <p>Yellow warning of ice - Areas affected: Central, Tayside &amp; Fife   Grampian   Highlands &amp; Eilean Siar   Strathclyde Started at: 00:00 GMT on Mon 31 January Ends: 10:00 GMT on Mon 31 January</p>
		<p><b>Flood Warnings</b> 1 Flood warning and 8 Flood Alerts issued for England 1 Flood Warning and 1 Flood Alert issued for Scotland. No flood warnings are currently in force for Wales</p>

*Contains public sector information licensed under the Open Government Licence v1.0*

Further Information	
BM Reports	<a href="https://www.bmreports.com">https://www.bmreports.com</a>
System Balancing Reports	<a href="https://www.nationalgrideso.com/balancing-data/system-balancing-reports">https://www.nationalgrideso.com/balancing-data/system-balancing-reports</a>
Forecast Volumes and Costs	<a href="https://www.nationalgrideso.com/balancing-data/forecast-volumes-and-costs">https://www.nationalgrideso.com/balancing-data/forecast-volumes-and-costs</a>
NGESO Insights	<a href="https://www.nationalgrideso.com/insights">https://www.nationalgrideso.com/insights</a>