

# National Electricity Transmission System Status Report

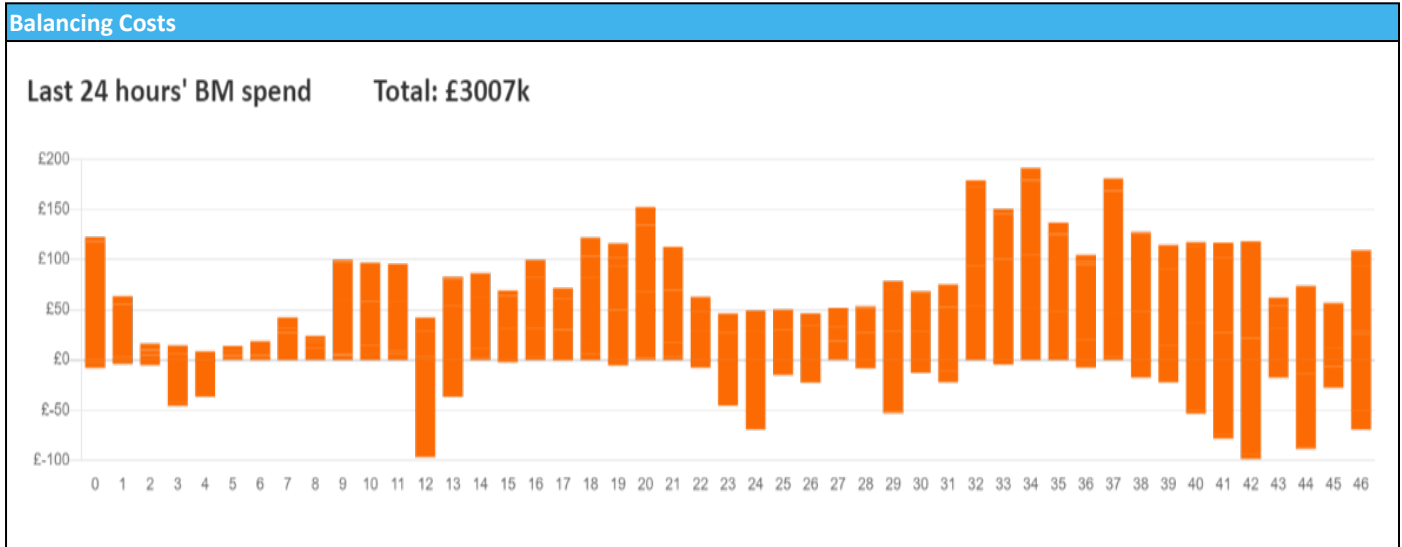


nationalgridESO

National Electricity Transmission System Status Report  
Wednesday 12 January 2022

Today's High Level Risk Status Forecast for the next 24h			
General Status		Voltage	
Demand		System Inertia	
System Margins		Weather	
Generation		Transmission	
Active Constraints			
<a href="#">System Warning</a>			

<a href="#">Today's Minimum De-Rated Margin</a>	4728.99 (sp 34)	
Current BMU Largest Loss Risk	Generation	1260 MW
	Demand	560 MW



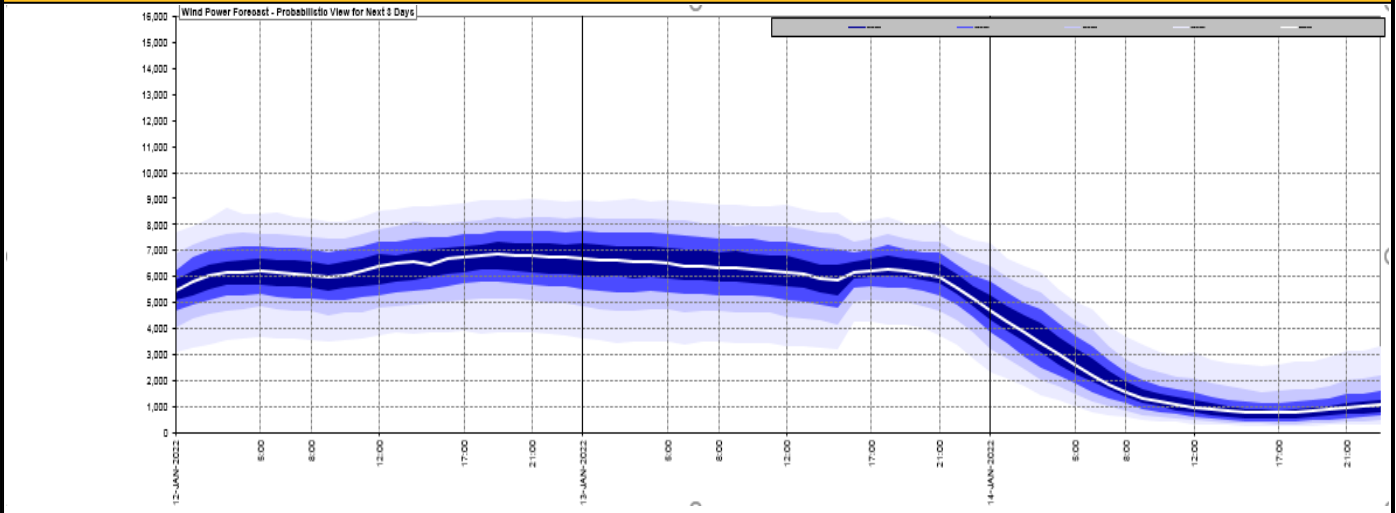
**Yesterday's Market Summary**

<a href="#">Cash Out Price (Max)</a>	£288.00 (SP 34,36)
<a href="#">Cash Out Price (Min)</a>	-£74.00 (SP 46)
<a href="#">Peak Demand Yesterday</a>	44,593 MW
Minimum Demand	24,771 MW

**Interconnector Net Transfer Capacity (MWs)**

Today	Import	Export	Remarks
Netherlands (BritNed)	1100	1133	Fully Available
France (IFA2)	1014	1014	Fully Available
Belgium (Nemo)	1020	1020	Fully Available
Ireland (EWIC)	500	530	Fully Available
Northern Ireland (MOYLE)	500	500	Fully Available
NSL	703	703	Partially Available
ElecLink	0	0	Not yet commissioned
France IFA	1000	1000	Partially Available

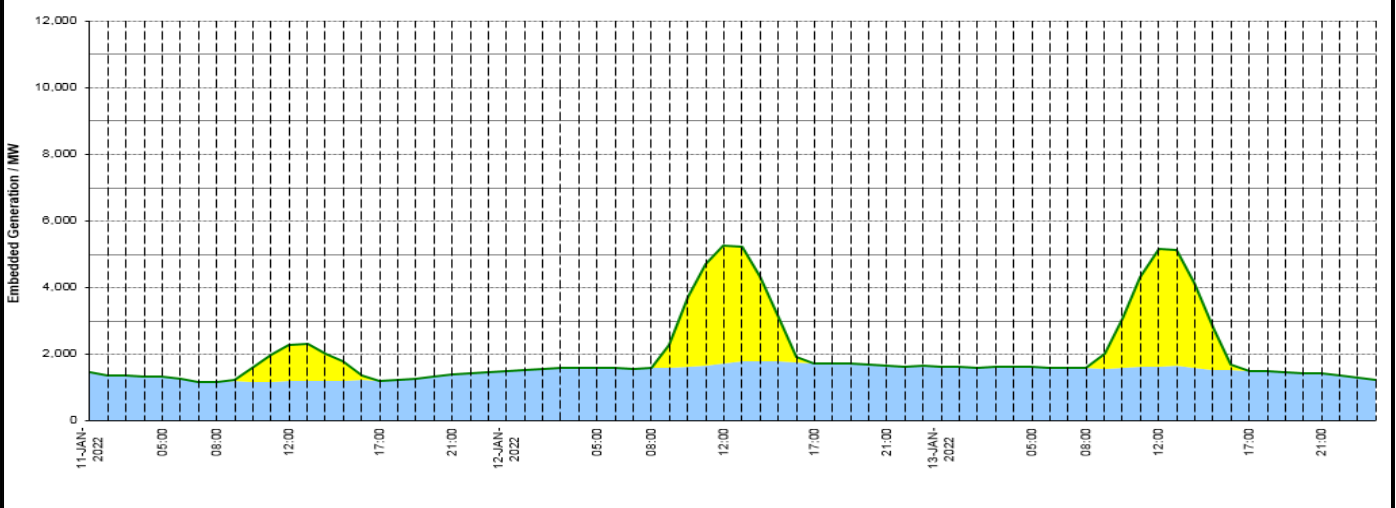
**Wind Power Forecast**



**Expected embedded generation (MWs)**

**Embedded Generation Forecast**

Embedded Generation Estimates																Last run: 12-Jan-2022 03:23:21	
	11-JAN-2022					12-JAN-2022					13-JAN-2022						
	05:00	08:00	12:00	17:00	21:00	00:00	05:00	08:00	12:00	17:00	21:00	00:00	05:00	08:00	12:00	17:00	21:00
Solar (MW)	0	0	1100	1	0	0	0	0	3538	0	0	0	0	0	3553	0	0
Wind (MW)	1347	1173	1192	1202	1393	1487	1595	1586	1723	1724	1668	1632	1630	1581	1617	1506	1420
STOR (MW)	0	0	0	0	0	0	0	0	0	0	0	0	0	0	0	0	0
<b>Total (MW)</b>	<b>1347</b>	<b>1173</b>	<b>2292</b>	<b>1203</b>	<b>1393</b>	<b>1487</b>	<b>1595</b>	<b>1586</b>	<b>5261</b>	<b>1724</b>	<b>1668</b>	<b>1632</b>	<b>1630</b>	<b>1581</b>	<b>5170</b>	<b>1506</b>	<b>1420</b>



Weather	Source	Commentary
Latest forecast (Summary)	<a href="#">Met Office</a> <a href="#">SEPA</a> <a href="#">Natural Resources Wales</a>	<p><b>Today:</b> A chilly start for much of the south with lingering mist and fog but sunshine developing widely later on. Cloudier and breezier in the north, but parts of Scotland and N Ireland will see sunny spells.</p> <p><b>Tonight:</b> Clear and cold again across much of Wales and England with dense fog developing in places. Remaining cloudy and breezy for much of the north, but clear spells in places</p>
General Weather Concerns e.g. wind, rain, snow, flooding, GB Weather Warnings	<a href="#">Met Office</a> <a href="#">Weather Warnings</a> <a href="#">SEPA</a> <a href="#">Natural Resources Wales</a>	<p><b>UK Weather Warnings</b> Yellow warning of fog Areas affected: East Midlands   East of England   London &amp; South East England   South West England   Wales   West Midlands</p> <p>ACTIVE started at: 22:00 GMT on Tue 11 January Ends: 12:00 GMT on Wed 12 January</p> <p><b>Flood Warnings</b> 0 Flood Warnings and 1 alerts in England 0 Flood Warnings and 0 alerts in Scotland 0 Flood Warnings and 0 alerts in Wales</p>

Further Information	
BM Reports	<a href="https://www.bmreports.com">https://www.bmreports.com</a>
System Balancing Reports	<a href="https://www.nationalgrideso.com/balancing-data/system-balancing-reports">https://www.nationalgrideso.com/balancing-data/system-balancing-reports</a>
Forecast Volumes and Costs	<a href="https://www.nationalgrideso.com/balancing-data/forecast-volumes-and-costs">https://www.nationalgrideso.com/balancing-data/forecast-volumes-and-costs</a>
NGESO Insights	<a href="https://www.nationalgrideso.com/insights">https://www.nationalgrideso.com/insights</a>