

**National Electricity  
Transmission System Status Report**

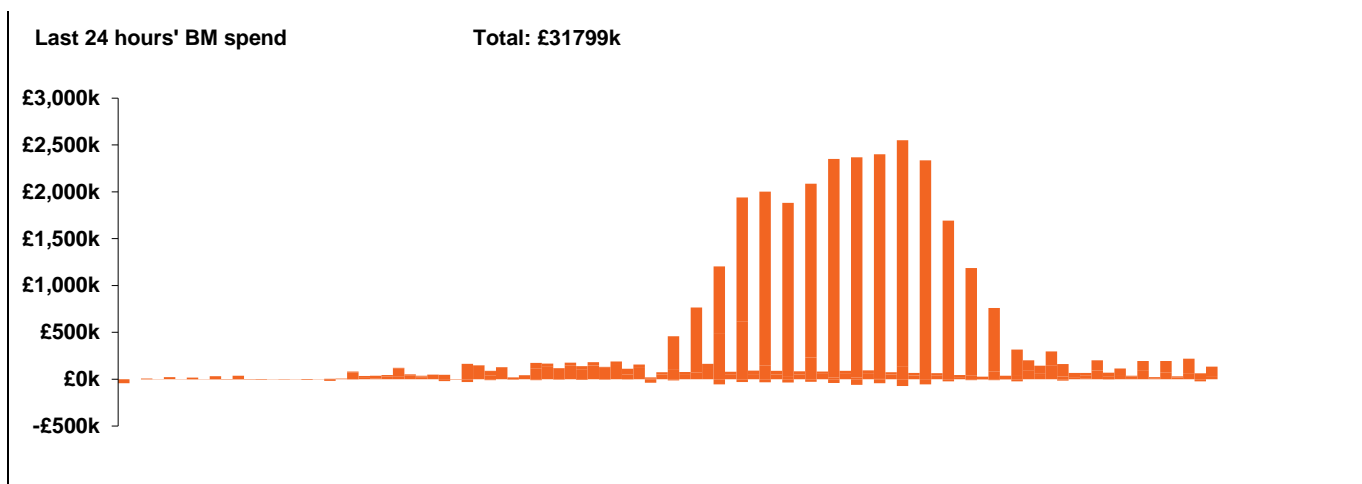


national**grid**ESO

**National Electricity Transmission System Status Report**  
Wednesday 24 November 2021

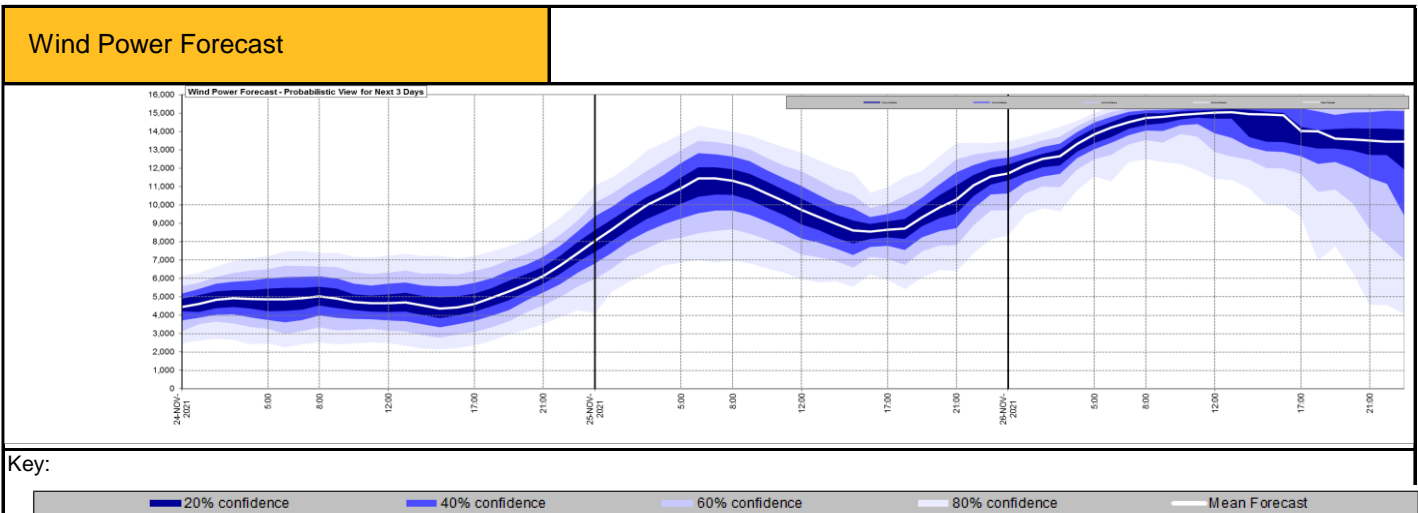
Today's High Level Risk Status Forecast for the next 24h			
General Status		Voltage	
Demand		System Inertia	
System Margins		Weather	
Generation		Transmission	
Active Constraints			

<a href="#">Today's Minimum De-Rated Margin</a>	16213.38 (SP 1)	
<a href="#">System Warnings</a>	None	
Current BMU Largest Loss Risk	Generation	1260 MW
	Demand	560 MW



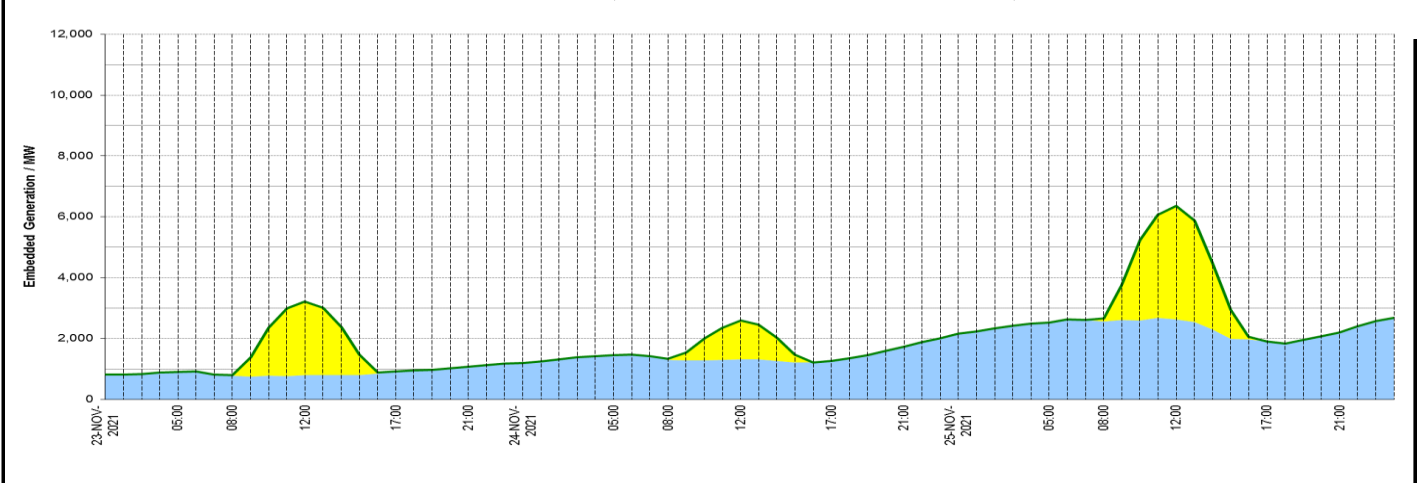
Yesterday's Market Summary	
<a href="#">Cash out price (Max)</a>	£343.43/MWh (SP 16)
<a href="#">Cash Out Price (Min)</a>	£0.00/MWh (SP 1)
<a href="#">Peak Demand Yesterday</a>	43,337 MW

Interconnectors Net Transfer Capacity (MWs)			
Today	Import	Export	
Netherlands (BritNed)	1100	1133	Fully Available
France (IFA)	1000	1000	Partially Available
France (IFA2)	1014	1014	Fully Available
Belgium (Nemo)	1020	1020	Fully Available
Ireland (EWIC)	500	530	Fully Available
Northern Ireland (MOYLE)	500	500	Fully Available
NSL	1400	1400	Fully Available
ElecLink	0	0	Not Available



### Expected embedded generation (MWs)

Embedded Generation Forecast	23-NOV-2021					24-NOV-2021					25-NOV-2021						
	05:00	08:00	12:00	17:00	21:00	00:00	05:00	08:00	12:00	17:00	21:00	00:00	05:00	08:00	12:00	17:00	21:00
<b>Solar (MW)</b>	0	15	2420	0	0	0	0	27	1283	0	0	0	0	116	3733	0	0
<b>Wind (MW)</b>	907	780	792	913	1074	1193	1444	1297	1316	1270	1725	2162	2527	2553	2632	1903	2191
<b>STOR (MW)</b>	0	0	0	0	0	0	0	0	0	0	0	0	0	0	0	0	0
<b>Total (MW)</b>	<b>907</b>	<b>795</b>	<b>3212</b>	<b>913</b>	<b>1074</b>	<b>1193</b>	<b>1444</b>	<b>1324</b>	<b>2599</b>	<b>1270</b>	<b>1725</b>	<b>2162</b>	<b>2527</b>	<b>2669</b>	<b>6365</b>	<b>1903</b>	<b>2191</b>



Weather	Source	Commentary
Latest forecast (Summary)	<a href="#">Met Office</a> <a href="#">SEPA</a> <a href="#">Natural Resources Wales</a>	<p><b>Today:</b> Many southern areas rather cloudy but dry, after any fog clears; odd spots of drizzle in places but some sunnier breaks too. Rain in the northwest will move gradually south, followed by windier, colder weather with sunshine and blustery showers.</p> <p><b>Tonight:</b> Weakening rainband continues southeastwards across remaining southern areas, clearing most areas later. Further north windy and cold; inland areas mainly clear but blustery showers around coasts, wintry on Scottish hills.</p>
General Weather Concerns e.g. wind, rain, snow, flooding, GB Weather Warnings	<a href="#">Met Office Weather Warnings</a> <a href="#">SEPA</a> <a href="#">Natural Resources Wales</a>	<p><b>UK Weather Warnings:</b> Yellow warning of wind Areas affected: Central, Tayside &amp; Fife   East Midlands   East of England   Grampian   Highlands &amp; Eilean Siar   London &amp; South East England   North East England   North West England   Northern Ireland   Orkney &amp; Shetland   SW Scotland, Lothian Borders   South West England   Strathclyde   Wales   West Midlands   Yorkshire &amp; Humber</p> <p><b>UK Flood Warnings:</b> None</p>

*Contains public sector information licensed under the Open Government Licence v1.0*

Further Information	
BM Reports	<a href="https://www.bmreports.com">https://www.bmreports.com</a>
System Balancing Reports	<a href="https://www.nationalgrideso.com/balancing-data/system-balancing-reports">https://www.nationalgrideso.com/balancing-data/system-balancing-reports</a>
Forecast Volumes and Costs	<a href="https://www.nationalgrideso.com/balancing-data/forecast-volumes-and-costs">https://www.nationalgrideso.com/balancing-data/forecast-volumes-and-costs</a>
NGESO Insights	<a href="https://www.nationalgrideso.com/insights">https://www.nationalgrideso.com/insights</a>