

**National Electricity
Transmission System Status Report**

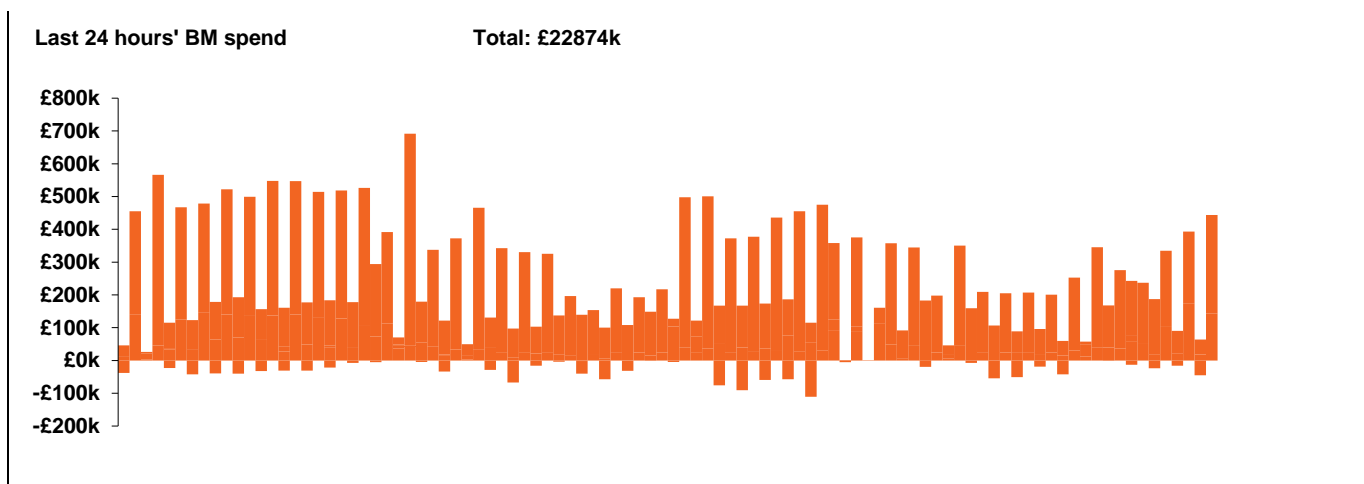


national**grid**ESO

National Electricity Transmission System Status Report
Friday 19 November 2021

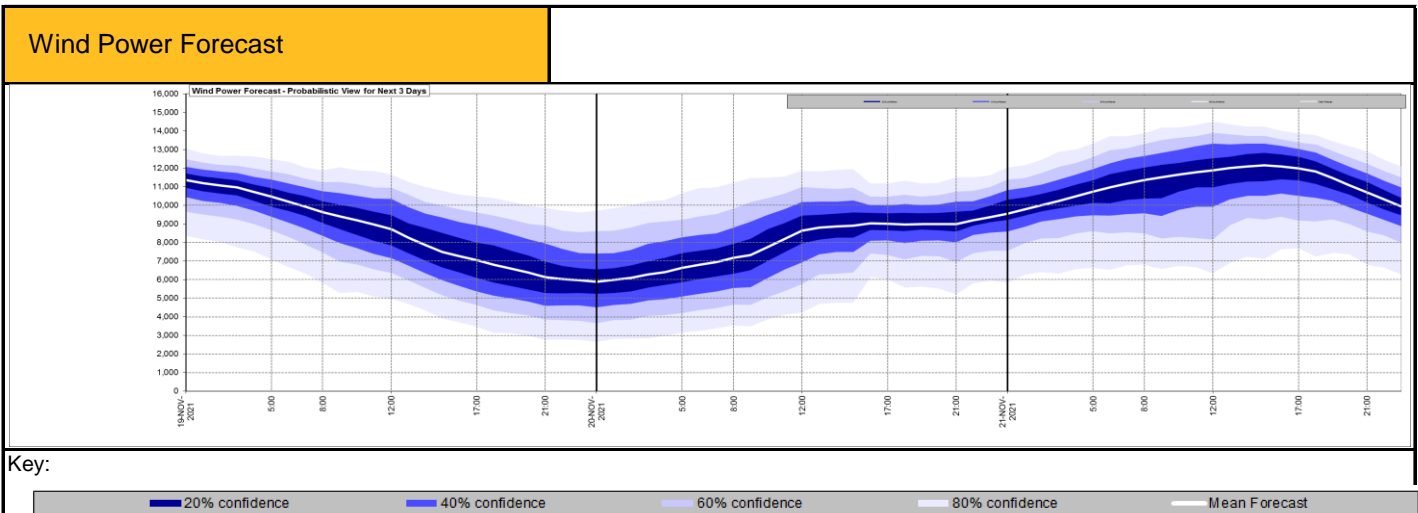
| Today's High Level Risk Status Forecast for the next 24h | | | |
|--|--|----------------|--|
| General Status | | Voltage | |
| Demand | | System Inertia | |
| System Margins | | Weather | |
| Generation | | Transmission | |
| Active Constraints | | | |

| | | |
|---|-------------|---------|
| Today's Minimum De-Rated Margin | 6390 (SP35) | |
| System Warnings | None | |
| Current BMU Largest Loss Risk | Generation | 1260 MW |
| | Demand | 560 MW |



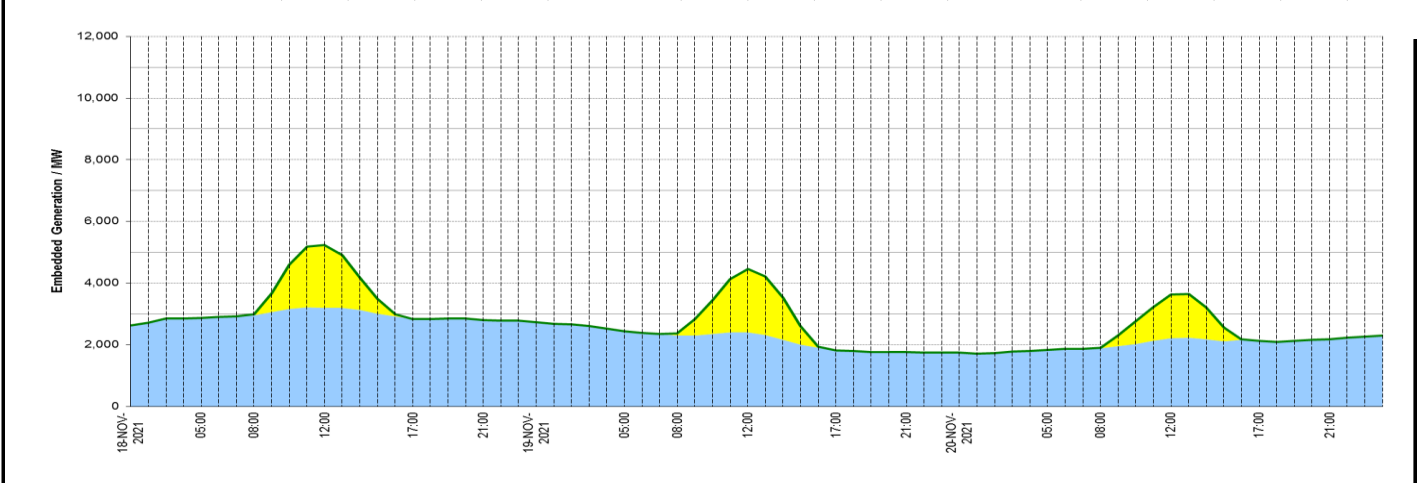
| Yesterday's Market Summary | |
|---------------------------------------|---------------------|
| Cash out price (Max) | £225.00MWh (SP9-10) |
| Cash Out Price (Min) | £45.38 /MWh (SP23) |
| Peak Demand Yesterday | 39,715 /MWh |

| Interconnectors Net Transfer Capacity (MWs) | | | |
|--|--------|--------|---------------------------|
| Today | Import | Export | |
| Netherlands (BritNed) | 1100 | 1133 | Fully Available |
| France (IFA) | 1000 | 1000 | Partially Available |
| France (IFA2) | 1014 | 1014 | Fully Available from 1400 |
| Belgium (Nemo) | 1020 | 1020 | Fully Available |
| Ireland (EWIC) | 500 | 530 | Fully Available |
| Northern Ireland (MOYLE) | 500 | 500 | Fully Available |
| NSL | 1400 | 1400 | Fully Available |
| ElecLink | 0 | 0 | Not Available |



Expected embedded generation (MWs)

| Embedded Generation Forecast | 18-NOV-2021 | | | | | 19-NOV-2021 | | | | | 20-NOV-2021 | | | | | | |
|------------------------------|-------------|------|------|------|------|-------------|------|------|------|------|-------------|------|------|------|------|------|------|
| | 0 | 37 | 2030 | 0 | 0 | 0 | 0 | 70 | 2040 | 0 | 0 | 0 | 0 | 27 | 1408 | 0 | 0 |
| Solar (MW) | 2861 | 2949 | 3201 | 2830 | 2801 | 2730 | 2443 | 2302 | 2409 | 1819 | 1765 | 1745 | 1829 | 1882 | 2212 | 2122 | 2185 |
| Wind (MW) | 0 | 0 | 0 | 0 | 0 | 0 | 0 | 0 | 0 | 0 | 0 | 0 | 0 | 0 | 0 | 0 | 0 |
| STOR (MW) | 0 | 0 | 0 | 0 | 0 | 0 | 0 | 0 | 0 | 0 | 0 | 0 | 0 | 0 | 0 | 0 | 0 |
| Total (MW) | 2861 | 2986 | 5231 | 2830 | 2801 | 2730 | 2443 | 2372 | 4449 | 1819 | 1765 | 1745 | 1829 | 1909 | 3620 | 2122 | 2185 |
| | 1029 | 1038 | 3113 | 1108 | 1138 | 1073 | 533 | 509 | 2269 | 454 | 556 | 722 | 1097 | 1596 | 3915 | 2472 | 2360 |



| Weather | Source | Commentary |
|--|--|---|
| Latest forecast (Summary) | Met Office SEPA Natural Resources Wales | <p>Today: Rain across northern and western Scotland, heavy on hills. Elsewhere, cloudy in the south and west with a little drizzle at times, especially over hills, whilst sunny spells develop in the east. Very mild, especially parts of eastern Scotland.</p> <p>Tonight: Rain persisting across north and west Scotland, becoming heavier then moving southeast later. Mostly cloudy ahead of this, with some light rain/drizzle in the west and clear spells in east.</p> |
| General Weather Concerns e.g. wind, rain, snow, flooding, GB Weather Warnings | Met Office Weather Warnings SEPA Natural Resources Wales | <p>UK Weather Warnings: None</p> <p>UK Flood Warnings: 1 Flood warning for Scotland</p> |

Contains public sector information licensed under the Open Government Licence v1.0

| Further Information | |
|----------------------------|---|
| BM Reports | https://www.bmreports.com |
| System Balancing Reports | https://www.nationalgrideso.com/balancing-data/system-balancing-reports |
| Forecast Volumes and Costs | https://www.nationalgrideso.com/balancing-data/forecast-volumes-and-costs |
| NGESO Insights | https://www.nationalgrideso.com/insights |