

**National Electricity
Transmission System Status Report**



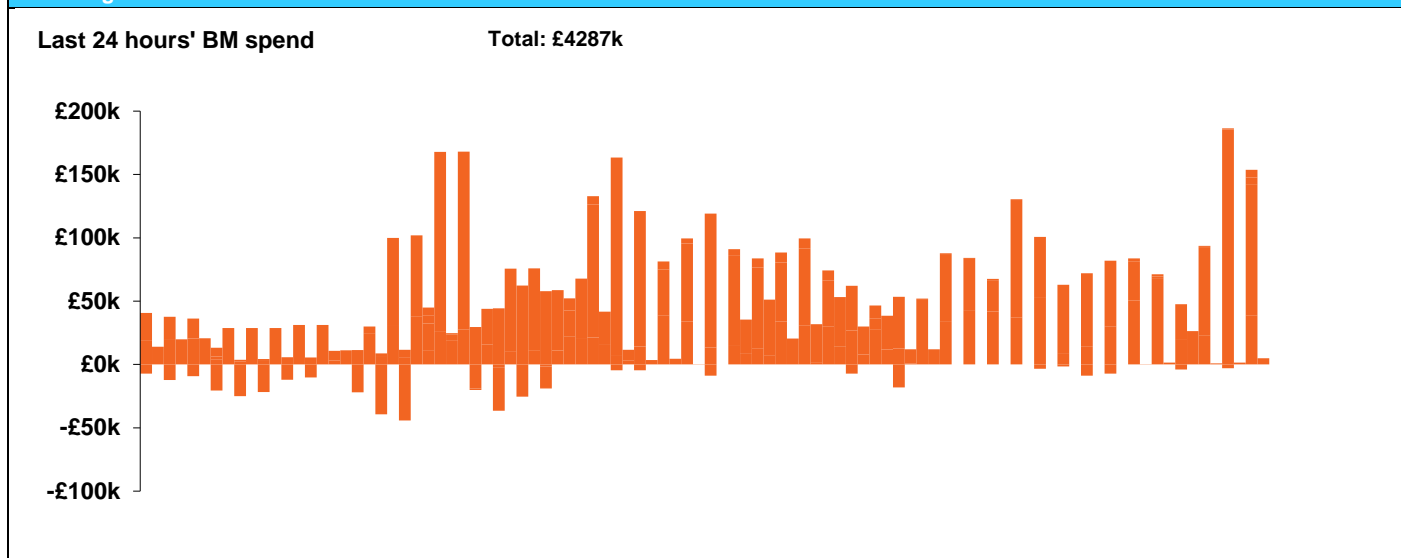
national**grid**ESO

National Electricity Transmission System Status Report
Friday 01 October 2021

| Today's High Level Risk Status Forecast for the next 24h | | | |
|--|--|----------------|--|
| General Status | | Voltage | |
| Demand | | System Inertia | |
| System Margins | | Weather | |
| Generation | | Transmission | |
| Active Constraints | | | |

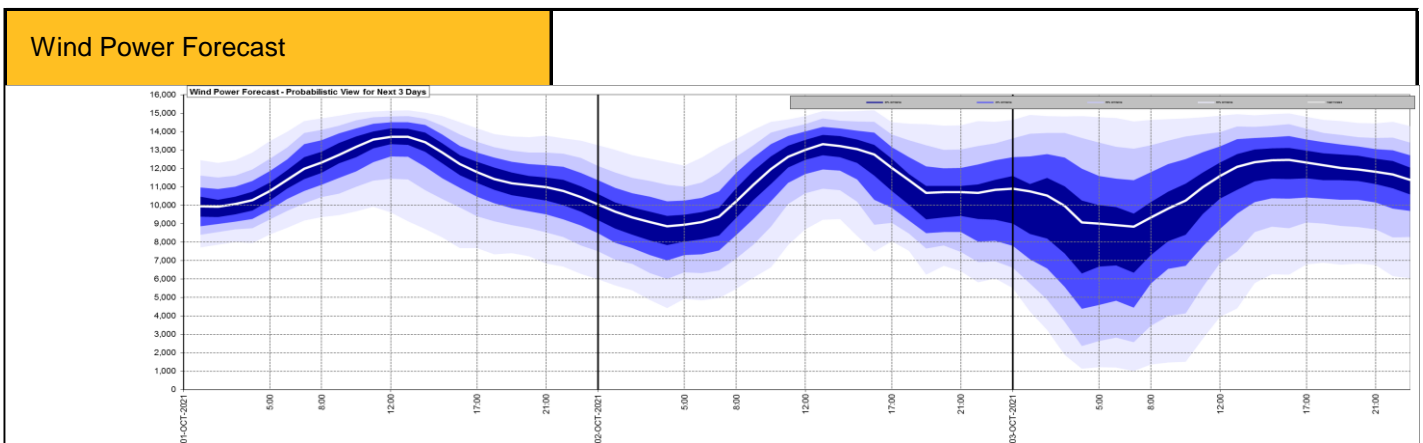
| | | |
|---|------------|--------|
| Today's Minimum De-Rated Margin | 10157.80 | |
| System Warnings | None | |
| Current BMU Largest Loss Risk | Generation | 1260MW |
| | Demand | 560MW |

Balancing Costs



| Yesterday's Market Summary | |
|---------------------------------------|-----------------------------|
| Cash out price (Max) | £250.00/MWh (SP 34,35 & 38) |
| Cash Out Price (Min) | £2.00/MWh (SP 15) |
| Peak Demand Yesterday | 34,830 MW |

| Interconnectors Net Transfer Capacity (MWs) | | | |
|--|--------|--------|----------------------------------|
| Today | Import | Export | |
| Netherlands (BritNed) | 1100 | 1133 | Fully Available from 13:00 hours |
| France (IFA) | 0 | 0 | Not Available |
| France (IFA2) | 1014 | 1014 | Fully Available |
| Belgium (Nemo) | 1000 | 1000 | Fully Available |
| Ireland (EWIC) | 500 | 530 | Fully Available |
| Northern Ireland (MOYLE) | 500 | 500 | Fully Available |
| NSL | 700 | 700 | Partially Available |
| ElecLink | 0 | 0 | Not Available |



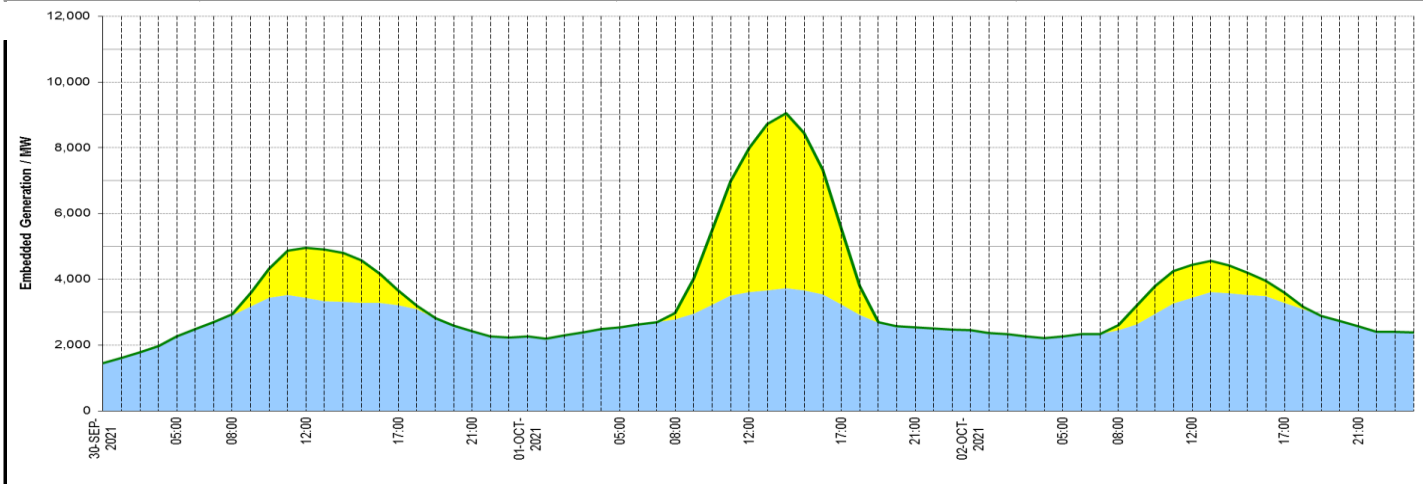
Key:

20% confidence
 40% confidence
 60% confidence
 80% confidence
 Mean Forecast

Expected embedded generation (MWs)

Embedded Generation Forecast

| | 30-SEP-2265 | 2895 | 3442 | 3222 | 2416 | 2265 | 2533 | 2782 | 3605 | 3231 | 2539 | 2448 | 2265 | 2455 | 3435 | 3281 | 2573 |
|-------------------|-------------|-------------|-------------|-------------|-------------|-------------|-------------|-------------|-------------|-------------|-------------|-------------|-------------|-------------|-------------|-------------|-------------|
| Solar (MW) | 0 | 0 | 0 | 0 | 0 | 0 | 0 | 0 | 0 | 0 | 0 | 0 | 0 | 0 | 0 | 0 | 0 |
| Wind (MW) | 0 | 166 | 3100 | 525 | 0 | 0 | 0 | 692 | 5360 | 2192 | 0 | 0 | 0 | 171 | 1667 | 572 | 0 |
| STOR (MW) | 2265 | 2945 | 4952 | 3662 | 2416 | 2265 | 2533 | 2967 | 7996 | 5512 | 2539 | 2448 | 2265 | 2611 | 4434 | 3591 | 2573 |
| STOR (MW) | 0 | 0 | 0 | 0 | 0 | 0 | 0 | 0 | 0 | 0 | 0 | 0 | 0 | 0 | 0 | 0 | 0 |
| Total (MW) | 2071 | 2178 | 5796 | 2306 | 1252 | 1280 | 1734 | 2775 | 8387 | 4576 | 1414 | 1454 | 2207 | 2960 | 4922 | 3535 | 2503 |



| Weather | Source | Commentary |
|---|---|---|
| Latest forecast (Summary) | Met Office SEPA Natural Resources Wales | <p>Today: Bands of rain or showers, some heavy, will move east across most areas overnight, with a few drier interludes between. Heaviest rain likely over Wales overnight. Breezy with gusty winds near western and southern coasts.</p> <p>Tonight: Rain, some heavy, clearing east, followed by sunny spells and scattered showers. The showers prolonged in the north-west where gales are also likely.</p> |
| General Weather Concerns e.g. wind, rain, snow, flooding, GB Weather Warnings | Met Office Weather SEPA Natural Resources Wales | <p>Weather Warnings: None</p> <p>Flood Warnings: 0 Flood Warnings and 1 Flood Alerts issued for England. 0 Flood Warnings and 0 Flood Alerts issued for Scotland. 0 Flood Warnings and 0 Flood Alerts issued for Wales.</p> |

Contains public sector information licensed under the Open Government Licence v1.0

| Further Information | |
|----------------------------|---|
| BM Reports | https://www.bmreports.com |
| System Balancing Reports | https://www.nationalgrideso.com/balancing-data/system-balancing-reports |
| Forecast Volumes and Costs | https://www.nationalgrideso.com/balancing-data/forecast-volumes-and-costs |
| NGESO Insights | https://www.nationalgrideso.com/insights |