

**National Electricity
Transmission System Status Report**

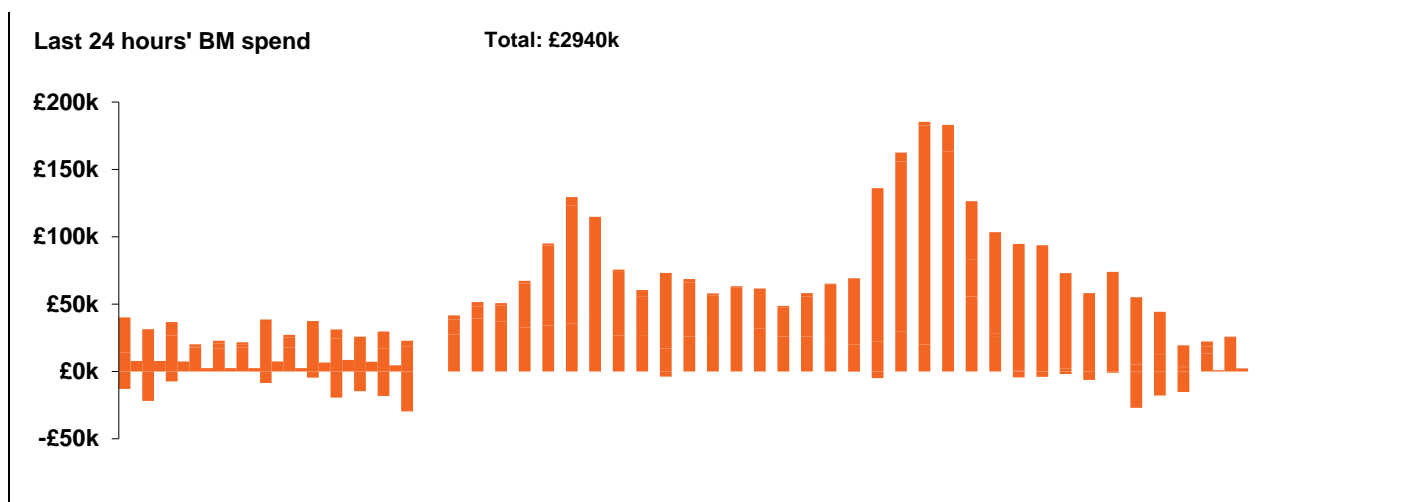


national**grid**ESO

National Electricity Transmission System Status Report
Thursday 02 September 2021

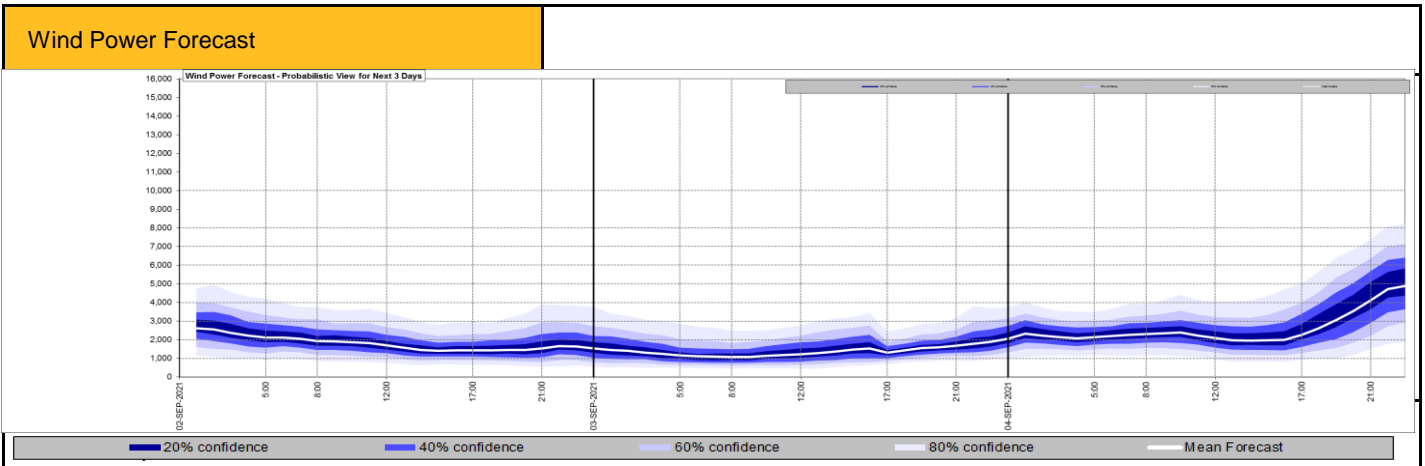
| Today's High Level Risk Status Forecast for the next 24h | | | |
|--|--|----------------|--|
| General Status | | Voltage | |
| Demand | | System Inertia | |
| System Margins | | Weather | |
| Generation | | Transmission | |
| Active Constraints | | | |

| | | |
|---|---------------|--------|
| Today's Minimum De-Rated Margin | 2,685 (SP 41) | |
| System Warnings | None | |
| Current BMU Largest Loss Risk | Generation | 1260MW |
| | Demand | 560MW |



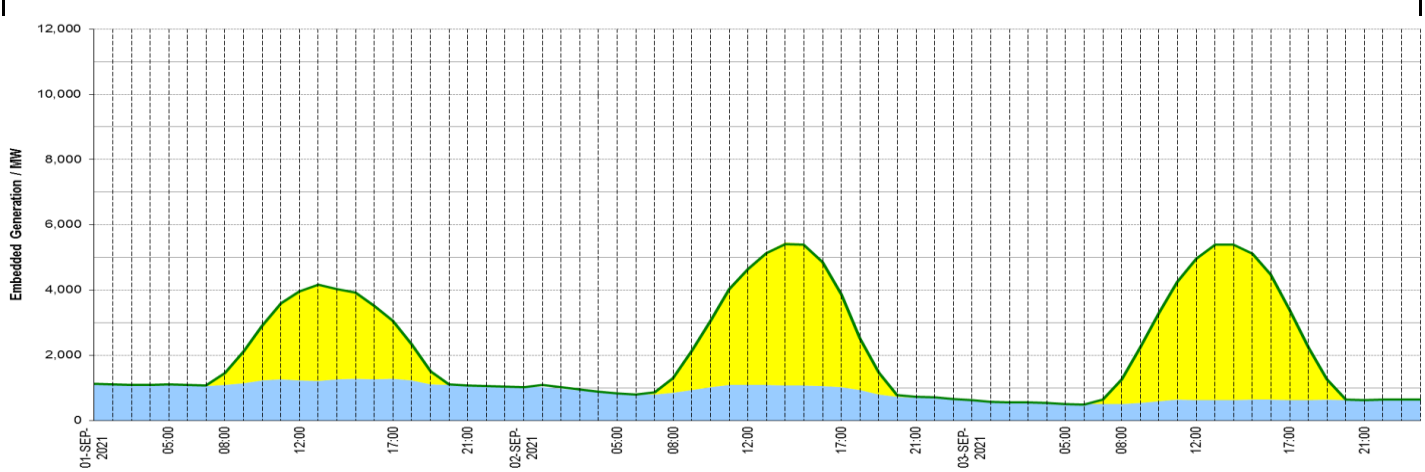
| Yesterday's Market Summary | |
|---------------------------------------|-----------------------|
| Cash out price (Max) | £285/MWh (SP 35,36) |
| Cash Out Price (Min) | £64.20/MWh (SP 13,14) |
| Peak Demand Yesterday | 33,249 |

| Interconnectors | | | |
|-----------------------------|--------|--------|-----------------|
| Net Transfer Capacity (MWs) | | | |
| Today | Import | Export | |
| Netherlands (BritNed) | 1100 | 1133 | Fully Available |
| France (IFA) | 2000 | 2000 | Fully Available |
| France (IFA2) | 1014 | 1014 | Fully Available |
| Belgium (Nemo) | 1020 | 1020 | Fully Available |
| Ireland (EWIC) | 500 | 530 | Fully Available |
| Northern Ireland (MOYLE) | 500 | 500 | Fully Available |
| NSL | 0 | 0 | Not Available |



Expected embedded generation (MWs)

| 01-SEP-2021 | | | | | | 02-SEP-2021 | | | | | | 03-SEP-2021 | | | | | |
|-------------------|-------------|-------------|-------------|-------------|-------------|-------------|------------|-------------|-------------|-------------|------------|-------------|------------|-------------|-------------|-------------|------------|
| | 05:00 | 08:00 | 12:00 | 17:00 | 21:00 | 00:00 | 05:00 | 08:00 | 12:00 | 17:00 | 21:00 | 00:00 | 05:00 | 08:00 | 12:00 | 17:00 | 21:00 |
| Solar (MW) | 0 | 360 | 2720 | 1790 | 0 | 0 | 0 | 470 | 3595 | 2816 | 0 | 0 | 0 | 767 | 4325 | 2772 | 0 |
| Wind (MW) | 1103 | 1096 | 1232 | 1273 | 1068 | 1021 | 829 | 847 | 1085 | 1023 | 693 | 625 | 514 | 499 | 619 | 631 | 640 |
| STOR (MW) | 0 | 0 | 0 | 0 | 0 | 0 | 0 | 0 | 0 | 0 | 0 | 0 | 0 | 0 | 0 | 0 | 0 |
| Total (MW) | 1103 | 1456 | 3952 | 3063 | 1068 | 1021 | 827 | 1300 | 4649 | 3849 | 722 | 619 | 496 | 1261 | 4963 | 3384 | 619 |



| Weather | Source | Commentary |
|---|---|---|
| Latest forecast (Summary) | Met Office SEPA Natural Resources Wales | <p>Today: After a fairly cloudy start, most areas will have a dry day with warm sunny spells developing. Best of the sunshine in the south and west but parts of the far north and east may stay mostly cloudy all day.</p> <p>Tonight: After a fine end to the day for many, areas of cloud will return to large parts of the UK overnight. Clearer in the west where fog patches are possible..</p> |
| General Weather Concerns e.g. wind, rain, snow, flooding, GB Weather Warnings | Met Office Weather SEPA Natural Resources Wales | <p>Weather Warnings: No weather warnings are in force for the UK.</p> |
| | | <p>Flood Warnings: 0 Flood Warnings and 0 Flood Alerts issued for England. 0 Flood Warnings and 0 Flood Alerts issued for Scotland. 0 Flood Warnings and 0 Flood Alerts issued for Wales.</p> |

Contains public sector information licensed under the Open Government Licence v1.0

| Further Information | |
|----------------------------|---|
| BM Reports | https://www.bmreports.com |
| System Balancing Reports | https://www.nationalgrideso.com/balancing-data/system-balancing-reports |
| Forecast Volumes and Costs | https://www.nationalgrideso.com/balancing-data/forecast-volumes-and-costs |
| NGESO Insights | https://www.nationalgrideso.com/insights |