

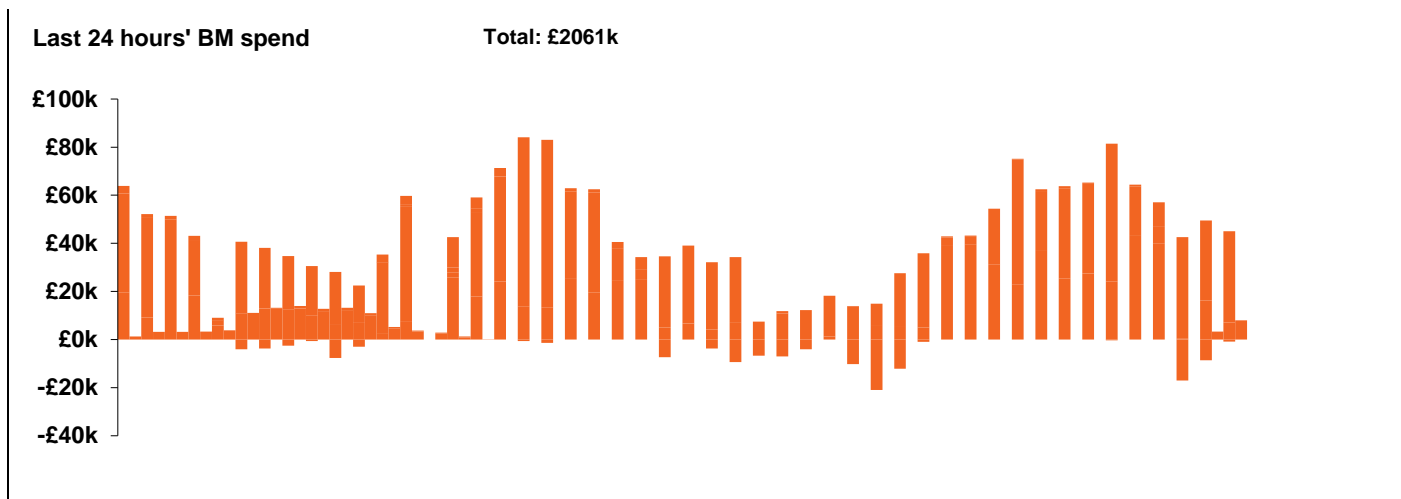
**National Electricity
Transmission System Status Report**



National Electricity Transmission System Status Report
Friday 27 August 2021

| Today's High Level Risk Status Forecast for the next 24h | | | |
|--|--|----------------|--|
| General Status | | Voltage | |
| Demand | | System Inertia | |
| System Margins | | Weather | |
| Generation | | Transmission | |
| Active Constraints | | | |

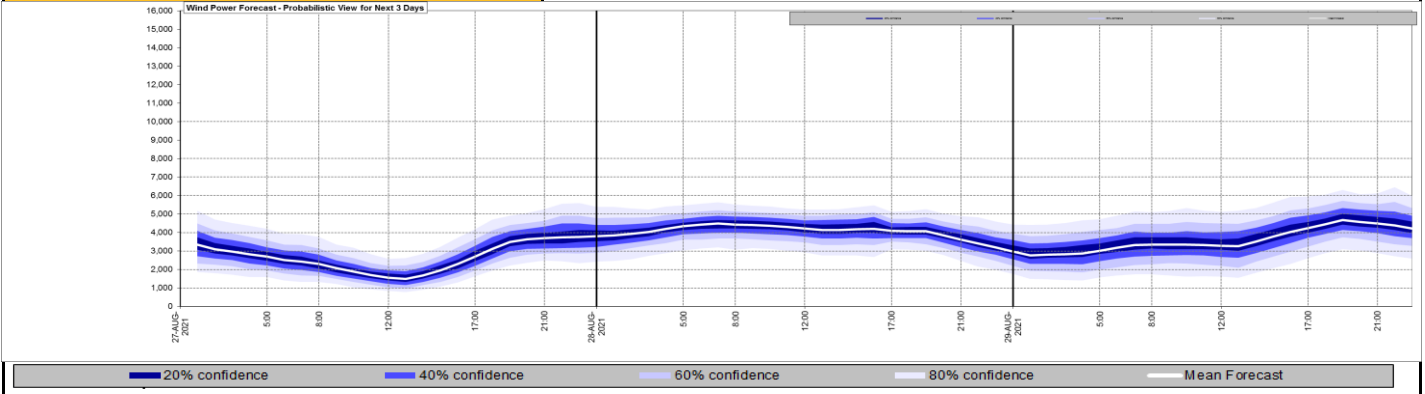
| | | |
|---|----------------|--------|
| Today's Minimum De-Rated Margin | 5403.7 (SP 38) | |
| System Warnings | None | |
| Current BMU Largest Loss Risk | Generation | 1260MW |
| | Demand | 560MW |



| Yesterday's Market Summary | |
|---------------------------------------|---------------------|
| Cash out price (Max) | £157.00/MWh (SP 43) |
| Cash Out Price (Min) | £57.61/MWh (SP 6) |
| Peak Demand Yesterday | 31,972 MW |

| Interconnectors | | | |
|-----------------------------|--------|--------|-----------------|
| Net Transfer Capacity (MWs) | | | |
| Today | Import | Export | |
| Netherlands (BritNed) | 1100 | 1133 | Fully Available |
| France (IFA) | 2000 | 2000 | Fully Available |
| France (IFA2) | 1014 | 1014 | Fully Available |
| Belgium (Nemo) | 1020 | 1020 | Fully Available |
| Ireland (EWIC) | 0 | 0 | Not Available |
| Northern Ireland (MOYLE) | 500 | 500 | Fully Available |
| NSL | 0 | 0 | Not Available |

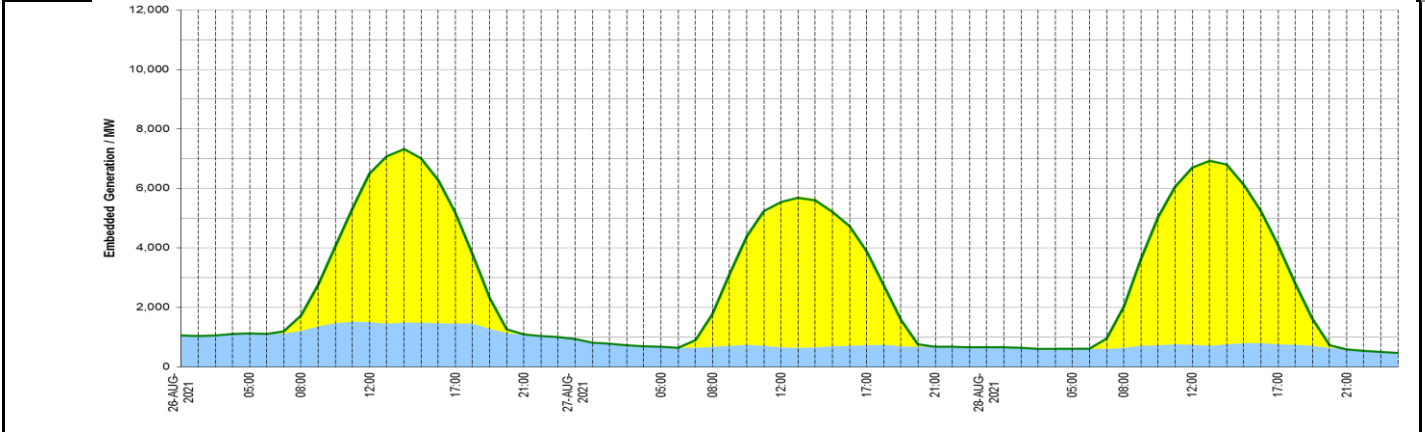
Wind Power Forecast



Expected embedded generation (MWs)

Embedded Generation Forecast

| | 26-AUG-2021 | | | | | 27-AUG-2021 | | | | | 28-AUG-2021 | | | | | | |
|-------------------|-------------|-------|-------|-------|-------|-------------|-------|-------|-------|-------|-------------|-------|-------|-------|-------|-------|-------|
| | 05:00 | 08:00 | 12:00 | 17:00 | 21:00 | 00:00 | 05:00 | 08:00 | 12:00 | 17:00 | 21:00 | 00:00 | 05:00 | 08:00 | 12:00 | 17:00 | 21:00 |
| Solar (MW) | 0 | 514 | 4990 | 3740 | 4 | 0 | 0 | 1199 | 4872 | 3061 | 0 | 0 | 0 | 1412 | 5987 | 3303 | 0 |
| Wind (MW) | 1121 | 1216 | 1506 | 1461 | 1079 | 935 | 669 | 673 | 665 | 728 | 675 | 661 | 609 | 646 | 744 | 767 | 586 |
| STOR (MW) | 0 | 0 | 0 | 0 | 0 | 0 | 0 | 0 | 0 | 0 | 0 | 0 | 0 | 0 | 0 | 0 | 0 |
| Total (MW) | 1121 | 1730 | 6496 | 5201 | 1083 | 935 | 669 | 1763 | 5549 | 3874 | 675 | 661 | 609 | 2036 | 6703 | 4091 | 586 |



| Weather | Source | Commentary |
|---|---|---|
| Latest forecast (Summary) | Met Office SEPA Natural Resources Wales | <p>Today: Cloud will melt away for many this evening allowing for late spells of sunshine. A largely clear and cool night, but areas of cloud will drift into some eastern areas of Britain at times.</p> <p>Tonight: Tonight, it will be largely cloudy with low clouds building in again from the north-east and drifting westward. However there will continue to be clear spells in the west.</p> |
| General Weather Concerns e.g. wind, rain, snow, flooding, GB Weather Warnings | Met Office Weather SEPA Natural Resources Wales | <p>Weather Warnings:</p> <p>None</p> |
| | | <p>Flood Warnings:</p> <p>0 Flood Warnings and 0 Flood Alerts issued for England.</p> <p>0 Flood Warnings and 0 Flood Alerts issued for Scotland.</p> <p>0 Flood Warnings and 0 Flood Alerts issued for Wales.</p> |

Contains public sector information licensed under the Open Government Licence v1.0

| Further Information | |
|----------------------------|---|
| BM Reports | https://www.bmreports.com |
| System Balancing Reports | https://www.nationalgrideso.com/balancing-data/system-balancing-reports |
| Forecast Volumes and Costs | https://www.nationalgrideso.com/balancing-data/forecast-volumes-and-costs |
| NGESO Insights | https://www.nationalgrideso.com/insights |