

**National Electricity
Transmission System Status Report**

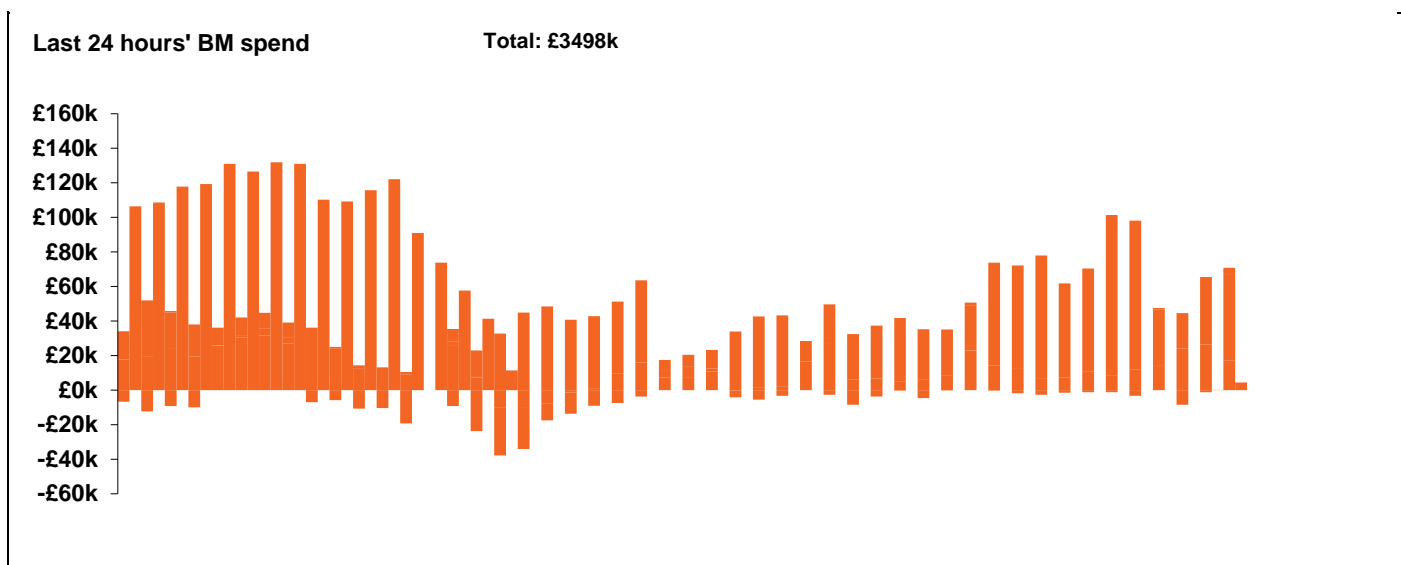


nationalgridESO

National Electricity Transmission System Status Report
Friday 30 July 2021

Today's High Level Risk Status Forecast for the next 24h			
General Status		Voltage	
Demand		System Inertia	
System Margins		Weather	
Generation		Transmission	
Active Constraints			

Today's Minimum De-Rated Margin	7620(SP 25)	
System Warnings	None	
Current BMU Largest Loss Risk	Generation	1260MW
	Demand	560MW

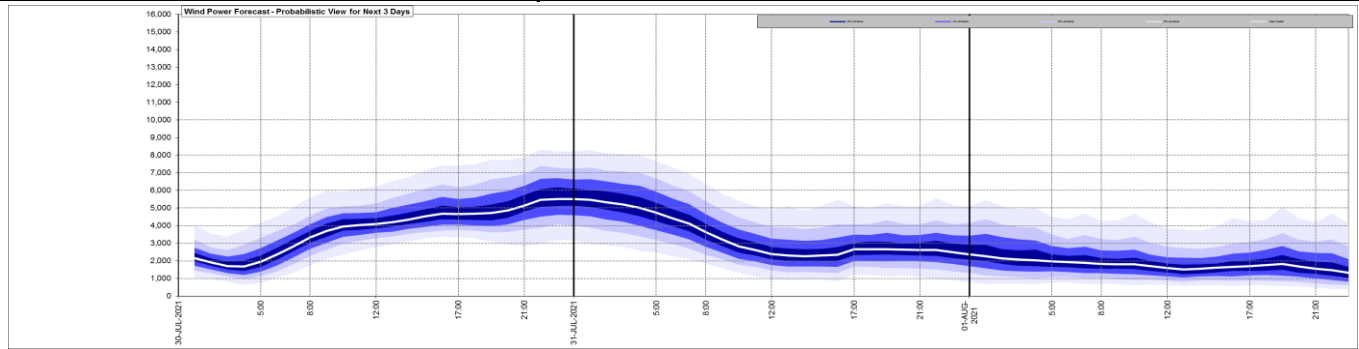


Yesterday's Market Summary	
Cash out price (Max)	£135.00/MWh (SP 40)
Cash Out Price (Min)	£-8.10/MWh (SP7)
Peak Demand Yesterday	30,171MWh

**Interconnectors
Net Transfer Capacity (MWs)**

Today	Import	Export	
Netherlands (BritNed)	1100	1133	Fully Available
France (IFA)	2000	2000	Fully Available
France (IFA2)	1014	1014	Fully Available
Belgium (Nemo)	1020	1020	Fully Available
Ireland (EWIC)	500	530	Fully Available
Northern Ireland (MOYLE)	500	500	Fully Available

Wind Power Forecast



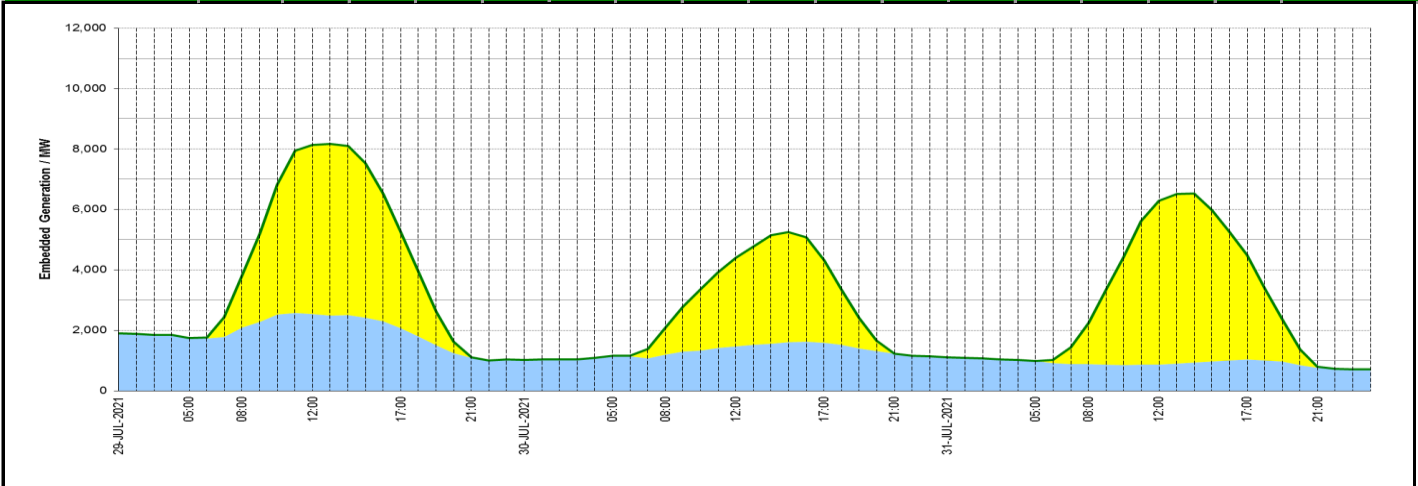
Key:

- 20% confidence
- 40% confidence
- 60% confidence
- 80% confidence
- Mean Forecast

Expected embedded generation (MWs)

Embedded Generation Forecast

	29-JUL-2021					30-JUL-2021					31-JUL-2021						
	05:00	08:00	12:00	17:00	21:00	00:00	05:00	08:00	12:00	17:00	21:00	00:00	05:00	08:00	12:00	17:00	21:00
Solar (MW)	0	1720	5600	3200	22	0	0	867	2937	2735	0	0	0	1374	5434	3440	40
Wind (MW)	1742	2092	2543	2076	1091	1018	1164	1199	1469	1589	1220	1109	979	881	859	1044	763
STOR (MW)	0	0	0	0	0	0	0	0	0	0	0	0	0	0	0	0	0
Total (MW)	1742	3812	8143	5276	1113	1018	1164	2066	4406	4324	1220	1109	979	2255	6293	4484	803



Weather	Source	Commentary
Latest forecast (Summary)	Met Office SEPA Natural Resources Wales	<p>Today: Storm Evert bringing very unsettled weather with rain or showers, some heavy and thundery across England and Wales where unseasonably windy in the south and southeast. Winds slowly easing from the west. A few showers elsewhere but with brighter skies.</p> <p>Tonight: Storm Evert will clear east allowing central parts to become mostly dry with clear spells while occasional showers continue to affect the east and west.</p>
General Weather Concerns e.g. wind, rain, snow, flooding, GB Weather Warnings	Met Office Weather SEPA Natural Resources Wales	<p><u>Yellow warning of wind</u> Areas affected: London & South East England South West England Wales <u>Amber warning of wind</u> Areas affected: South West England <u>Yellow warning of wind</u> Areas affected: East of England London & South East England</p> <hr/> <p>Flood Warnings:</p>

Contains public sector information licensed under the Open Government Licence v1.0

Further Information	
BM Reports	https://www.bmreports.com
System Balancing Reports	https://www.nationalgrideso.com/balancing-data/system-balancing-reports
Forecast Volumes and Costs	https://www.nationalgrideso.com/balancing-data/forecast-volumes-and-costs
NGESO Insights	https://www.nationalgrideso.com/insights