

**National Electricity  
Transmission System Status Report**

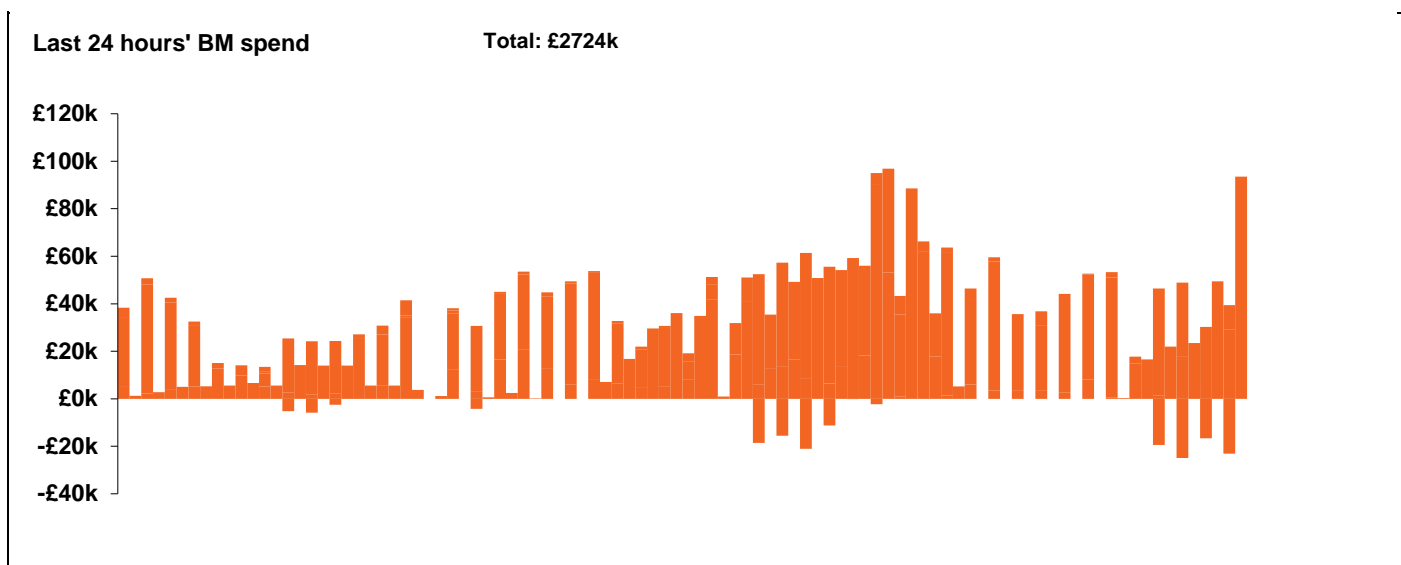


national**grid**ESO

**National Electricity Transmission System Status Report**  
Thursday 29 July 2021

Today's High Level Risk Status Forecast for the next 24h			
General Status		Voltage	
Demand		System Inertia	
System Margins		Weather	
Generation		Transmission	
Active Constraints			

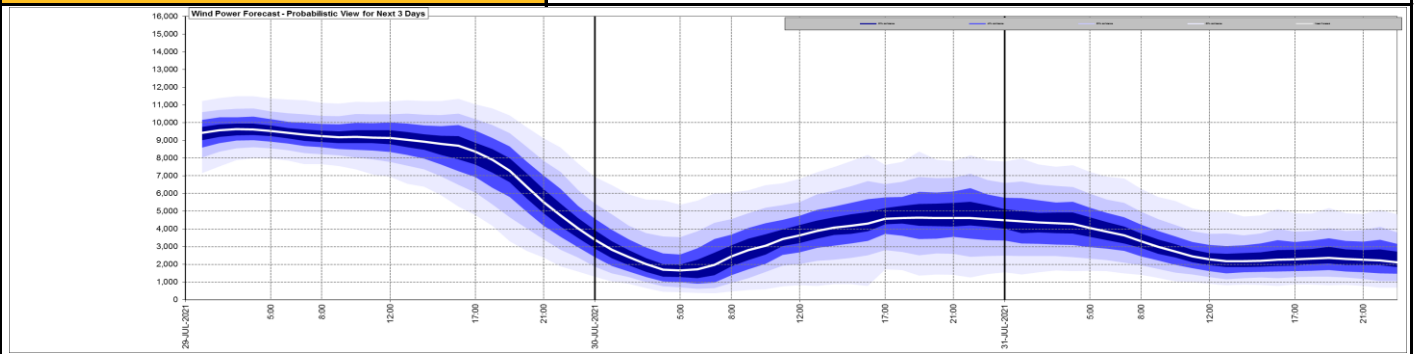
<a href="#">Today's Minimum De-Rated Margin</a>	9082(SP 48)	
<a href="#">System Warnings</a>	None	
Current BMU Largest Loss Risk	Generation	1260MW
	Demand	560MW



Yesterday's Market Summary	
<a href="#">Cash out price (Max)</a>	£129.95/MWh ( SP 42)
<a href="#">Cash Out Price (Min)</a>	£58.30/MWh (SP 8)
<a href="#">Peak Demand Yesterday</a>	29,231MWh

Interconnectors Net Transfer Capacity (MWs)			
Today	Import	Export	
Netherlands (BritNed)	1100	1133	Fully Available
France (IFA)	2000	2000	Fully Available
France (IFA2)	1014	1014	Fully Available
Belgium (Nemo)	1020	1020	Fully Available
Ireland (EWIC)	500	530	Fully Available
Northern Ireland (MOYLE)	500	500	Fully Available

### Wind Power Forecast



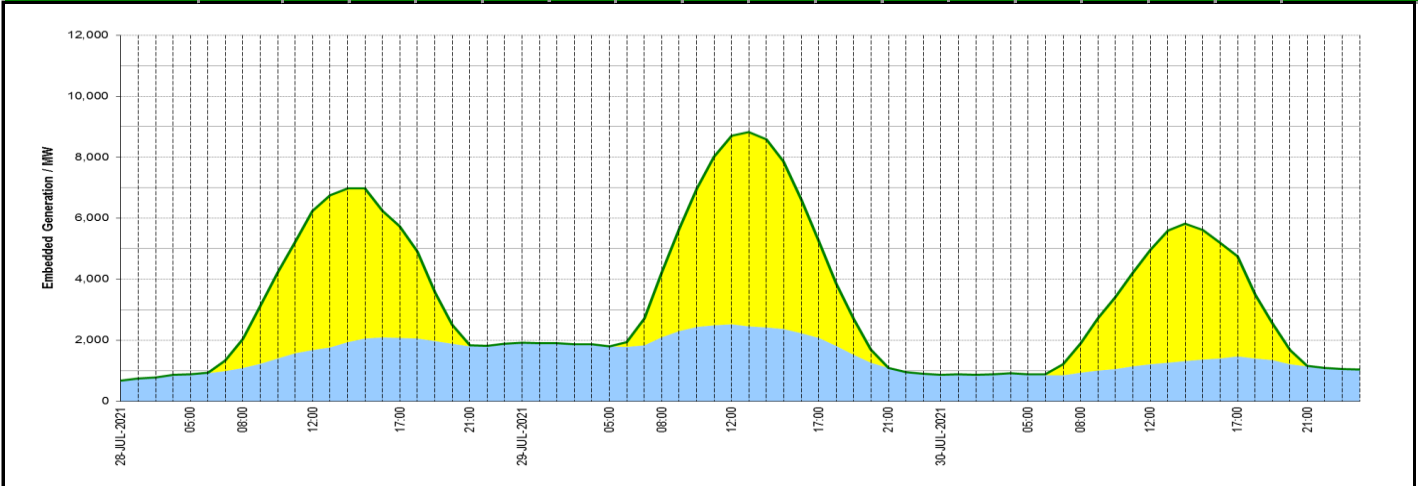
Key:

- 20% confidence
- 40% confidence
- 60% confidence
- 80% confidence
- Mean Forecast

### Expected embedded generation (MWs)

#### Embedded Generation Forecast

	28-JUL-2021					29-JUL-2021					30-JUL-2021						
	05:00	08:00	12:00	17:00	21:00	00:00	05:00	08:00	12:00	17:00	21:00	00:00	05:00	08:00	12:00	17:00	21:00
Solar (MW)	0	949	4570	3650	34	0	0	2110	6222	3201	0	0	0	988	3750	3252	23
Wind (MW)	885	1085	1674	2079	1797	1915	1798	2085	2521	2073	1085	870	889	939	1206	1463	1140
STOR (MW)	0	0	0	0	0	0	0	0	0	0	0	0	0	0	0	0	0
<b>Total (MW)</b>	<b>885</b>	<b>2034</b>	<b>6244</b>	<b>5729</b>	<b>1831</b>	<b>1915</b>	<b>1798</b>	<b>4193</b>	<b>8709</b>	<b>5243</b>	<b>1085</b>	<b>870</b>	<b>889</b>	<b>1900</b>	<b>4953</b>	<b>4756</b>	<b>1161</b>



Weather	Source	Commentary
Latest forecast (Summary)	<a href="#">Met Office</a> <a href="#">SEPA</a> <a href="#">Natural Resources Wales</a>	<p><b>Today:</b> Rain across northern areas turning more showery through the day, but still some heavy and possibly thundery showers for south-east Scotland and northern England. Elsewhere, sunny spells and a few showers, then turning wet and windy in the south-west later.</p> <p><b>Tonight:</b> Rain, some heavy moving north across Wales and much of England, followed by heavy, thundery showers in the south. Very windy in the south-west with coastal severe gales.</p>
General Weather Concerns e.g. wind, rain, snow, flooding, GB Weather Warnings	<a href="#">Met Office Weather</a> <a href="#">SEPA</a> <a href="#">Natural Resources Wales</a>	<p><b>Weather Warnings:</b>  <a href="#">Yellow warning of rain</a>                      Areas affected: East Midlands   North West England   Yorkshire &amp; Humber  <a href="#">Yellow warning of wind</a>                      Areas affected: London &amp; South East England   South West Englan</p>
		<p><b>Flood Warnings:</b> 1 Flood Warning issued for Scotland</p>

*Contains public sector information licensed under the Open Government Licence v1.0*

Further Information	
BM Reports	<a href="https://www.bmreports.com">https://www.bmreports.com</a>
System Balancing Reports	<a href="https://www.nationalgrideso.com/balancing-data/system-balancing-reports">https://www.nationalgrideso.com/balancing-data/system-balancing-reports</a>
Forecast Volumes and Costs	<a href="https://www.nationalgrideso.com/balancing-data/forecast-volumes-and-costs">https://www.nationalgrideso.com/balancing-data/forecast-volumes-and-costs</a>
NGESO Insights	<a href="https://www.nationalgrideso.com/insights">https://www.nationalgrideso.com/insights</a>