

**National Electricity
Transmission System Status Report**

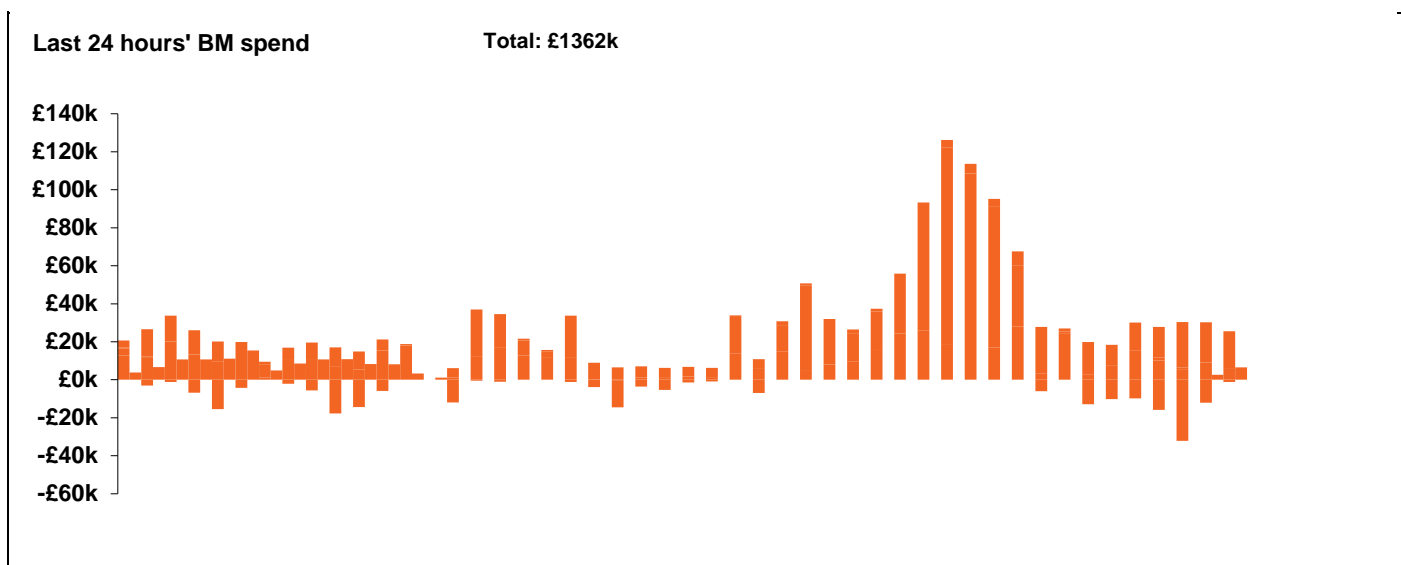


national**grid**ESO

National Electricity Transmission System Status Report
Tuesday 06 July 2021

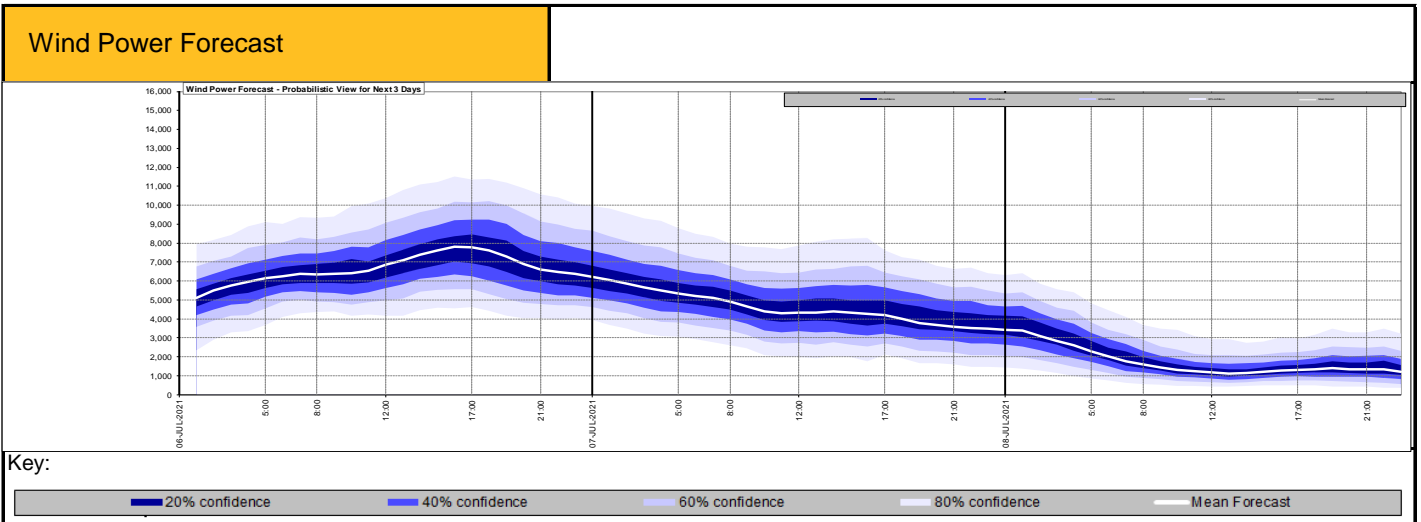
| Today's High Level Risk Status Forecast for the next 24h | | | |
|--|--|----------------|--|
| General Status | | Voltage | |
| Demand | | System Inertia | |
| System Margins | | Weather | |
| Generation | | Transmission | |
| Active Constraints | | | |

| | | |
|---|---|--------|
| Today's Minimum De-Rated Margin | 7967.81 (SP21) | |
| System Warnings | BM outage on 08/07/21 at 10:10 to 15:40 | |
| Current BMU Largest Loss Risk | Generation | 1260MW |
| | Demand | 560MW |



| Yesterday's Market Summary | |
|---------------------------------------|--------------------|
| Cash out price (Max) | £140.00/MWh (SP38) |
| Cash Out Price (Min) | £58.10/MWh (SP15) |
| Peak Demand Yesterday | 33202 MW |

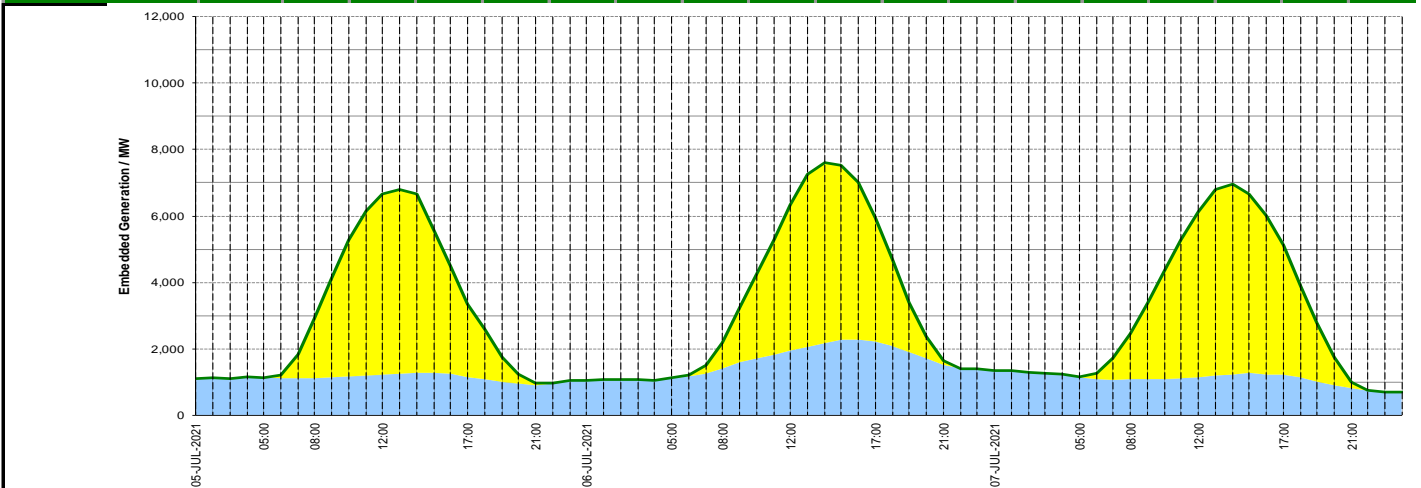
| Interconnectors Net Transfer Capacity (MWs) | | | |
|--|--------|--------|-----------------|
| Today | Import | Export | |
| Netherlands (BritNed) | 1100 | 1133 | Fully available |
| France (IFA) | 2000 | 2000 | Fully available |
| France (IFA2) | 1014 | 1014 | Fully Available |
| Belgium (Nemo) | 1020 | 1020 | Fully Available |
| Ireland (EWIC) | 500 | 530 | Fully Available |
| Northern Ireland (MOYLE) | 500 | 500 | Fully Available |



Expected embedded generation (MWs)

Embedded Generation Forecast

| | 05-JUL-2021 | | | | | 06-JUL-2021 | | | | | 07-JUL-2021 | | | | | | |
|-------------------|-------------|-------------|-------------|-------------|------------|-------------|-------------|-------------|-------------|-------------|-------------|-------------|-------------|-------------|-------------|-------------|------------|
| | 05:00 | 08:00 | 12:00 | 17:00 | 21:00 | 00:00 | 05:00 | 08:00 | 12:00 | 17:00 | 21:00 | 00:00 | 05:00 | 08:00 | 12:00 | 17:00 | 21:00 |
| Solar (MW) | 0 | 1780 | 5430 | 2200 | 55 | 0 | 0 | 769 | 4373 | 3690 | 106 | 0 | 0 | 1363 | 4973 | 3895 | 186 |
| Wind (MW) | 1139 | 1119 | 1219 | 1138 | 913 | 1059 | 1128 | 1422 | 1956 | 2234 | 1534 | 1351 | 1145 | 1092 | 1154 | 1233 | 807 |
| STOR (MW) | 0 | 0 | 0 | 0 | 0 | 0 | 0 | 0 | 0 | 0 | 0 | 0 | 0 | 0 | 0 | 0 | 0 |
| Total (MW) | 1139 | 2899 | 6649 | 3338 | 968 | 1059 | 1128 | 2191 | 6329 | 5924 | 1640 | 1351 | 1145 | 2455 | 6127 | 5128 | 993 |



| Weather | Source | Commentary |
|---|---|--|
| Latest forecast (Summary) | Met Office SEPA Natural Resources Wales | <p>Today: Heavy rain mostly clearing but persisting across parts of eastern Scotland and northern England. Gales on English Channel coasts easing. Otherwise, a day of sunny spells and showers, the heaviest of these across northeast England.</p> <p>Tonight: Rain persisting over northern and eastern Scotland whilst showery rain affects some other areas. Some drier, clearer spells, especially across eastern England.</p> |
| General Weather Concerns e.g. wind, rain, snow, flooding, GB Weather Warnings | Met Office Weather SEPA Natural Resources Wales | <p>Weather Warnings: Yellow warning of wind Areas affected: East of England London & South East England South West England</p> <p>ACTIVE Started at: 01:00 BST on Tue 6 July Ends: 12:00 BST on Tue 6 July</p> <p>Strong winds could bring some disruption across parts of the south.</p> |
| | | <p>Flood Warnings: 9 Flood Alerts issued for England. Flood Alerts issued for Scotland and 0 for Wales.</p> <p style="text-align: right;">12</p> |

Contains public sector information licensed under the Open Government Licence v1.0

| Further Information | |
|----------------------------|---|
| BM Reports | https://www.bmreports.com |
| System Balancing Reports | https://www.nationalgrideso.com/balancing-data/system-balancing-reports |
| Forecast Volumes and Costs | https://www.nationalgrideso.com/balancing-data/forecast-volumes-and-costs |
| NGESO Insights | https://www.nationalgrideso.com/insights |