

**National Electricity
Transmission System Status Report**

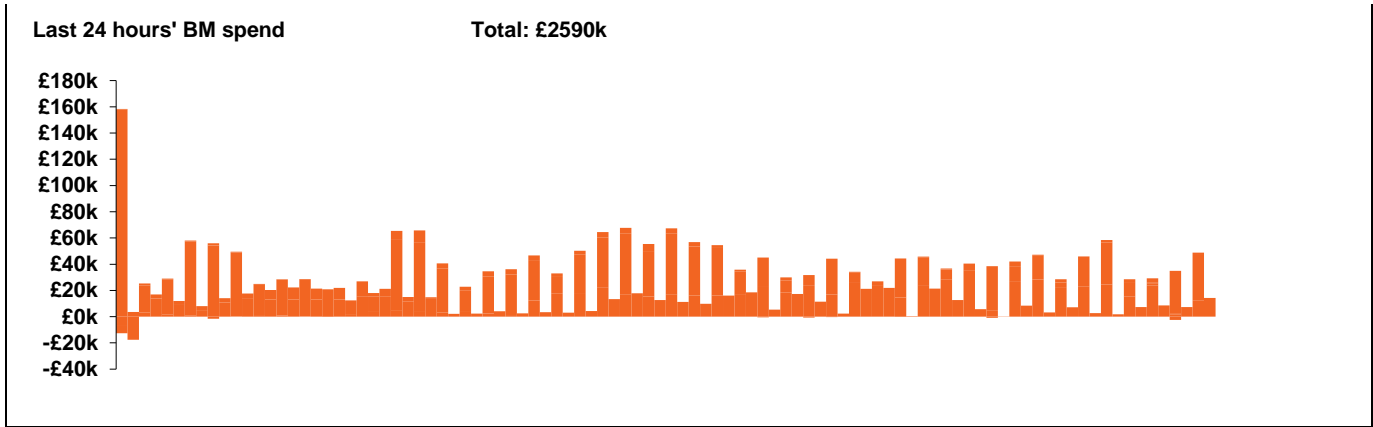


national**grid**ESO

National Electricity Transmission System Status Report
Sunday 23 May 2021

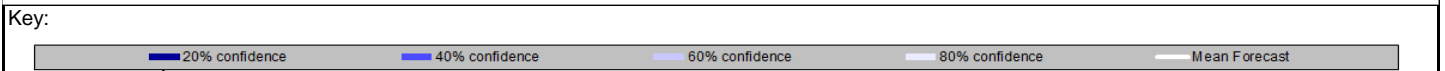
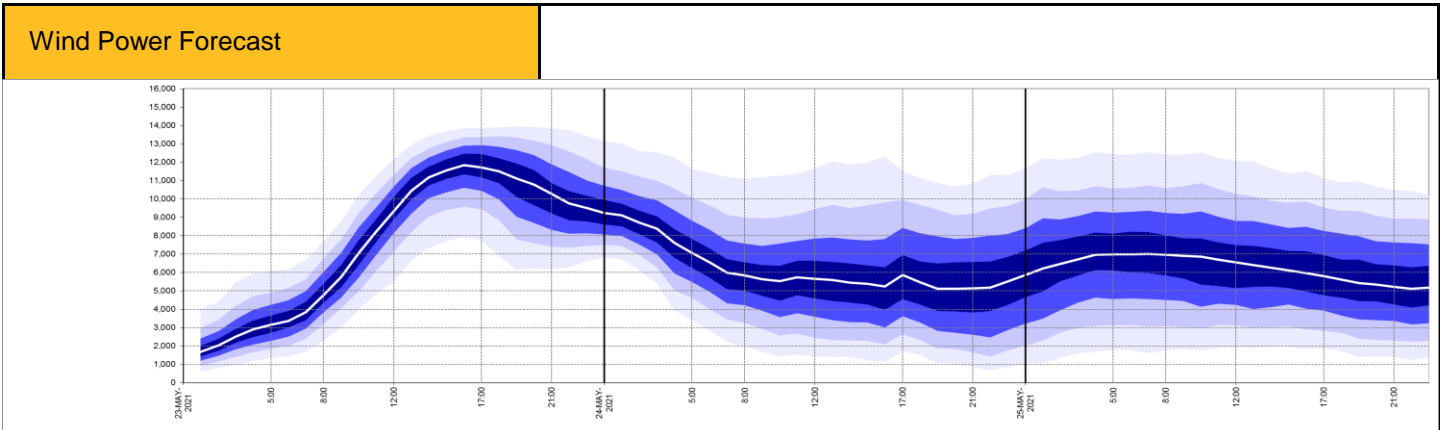
Today's High Level Risk Status Forecast for the next 24h			
General Status		Voltage	
Demand		System Inertia	
System Margins		Weather	
Generation		Transmission	
Active Constraints			

Today's Minimum De-Rated Margin	10907 (SP 1)	
System Warnings	None	
Current BMU Largest Loss Risk	Generation	1260 MW
	Demand	560 MW



Yesterday's Market Summary	
Cash out price (Max)	£123.00 (SP 1)
Cash Out Price (Min)	£12.00 (SP 35)
Peak Demand Yesterday	31,097 MW

Interconnectors Net Transfer Capacity (MWs)			
Today	Import	Export	
Netherlands (BritNed)	0	0	Unavailable
France (IFA)	2000	2000	Fully available
France (IFA2)	1014	1014	Fully available
Belgium (Nemo)	1020	1020	Fully available
Ireland (EWIC)	500	530	Fully available
Northern Ireland (MOYLE)	500	500	Fully available



Expected embedded generation (MWs)

Embedded Generation Forecast

	22-MAY-2021					23-MAY-2021					24-MAY-2021						
	05:00	08:00	12:00	17:00	21:00	00:00	05:00	08:00	12:00	17:00	21:00	00:00	05:00	08:00	12:00	17:00	21:00
Solar (MW)	0	956	3820	4050	284	0	0	2028	3545	1460	0	0	0	2133	4882	3203	45
Wind (MW)	2111	1895	1657	1429	691	639	1107	1558	3054	3793	2925	2286	1520	1393	1733	2007	1622
STOR (MW)	0	0	0	0	0	0	0	0	0	0	0	0	0	0	0	0	0
Total (MW)	2111	2851	5477	5479	975	639	1107	3586	6599	5253	2925	2286	1520	3526	6615	5210	1667

