

**National Electricity  
Transmission System Status Report**

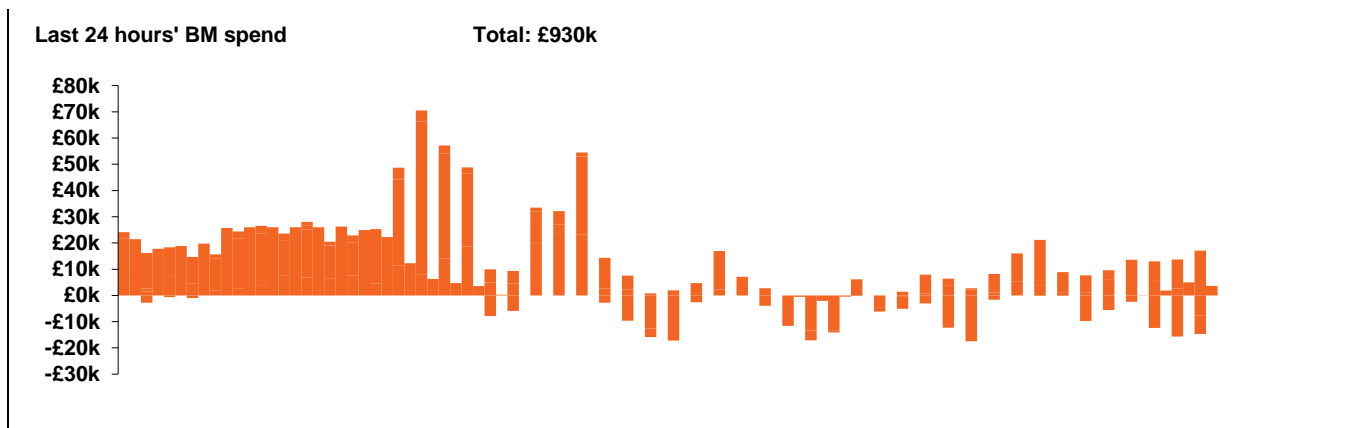


national**grid**ESO

**National Electricity Transmission System Status Report**  
Wednesday 19 May 2021

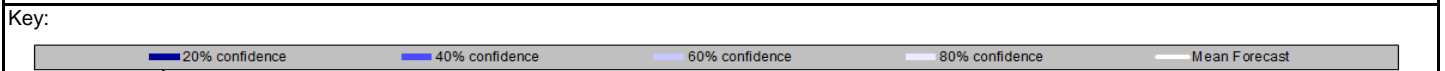
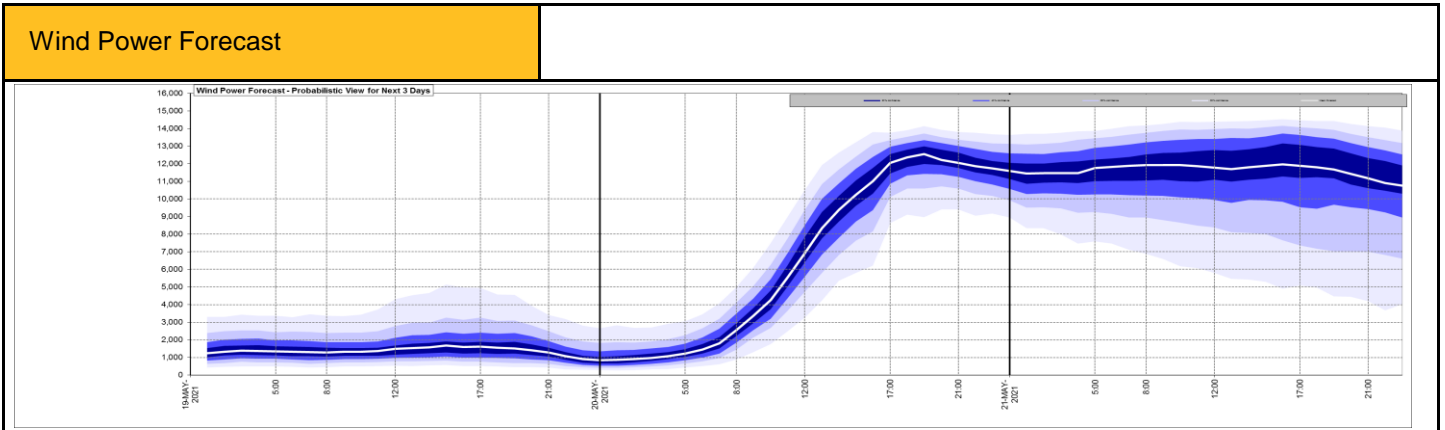
Today's High Level Risk Status Forecast for the next 24h			
General Status		Voltage	
Demand		System Inertia	
System Margins		Weather	
Generation		Transmission	
Active Constraints			

<a href="#">Today's Minimum De-Rated Margin</a>	4652 (SP47)	
<a href="#">System Warnings</a>	None	
Current BMU Largest Loss Risk	Generation	1260 MW
	Demand	560 MW



Yesterday's Market Summary	
<a href="#">Cash out price (Max)</a>	£150.00 (SP40-41)
<a href="#">Cash Out Price (Min)</a>	£0.00 (SP30)
<a href="#">Peak Demand Yesterday</a>	34395MW

Interconnectors Net Transfer Capacity (MWs)			
Today	Import	Export	
Netherlands (BritNed)	0	0	Unavailable
France (IFA)	1500	1500	Fully available
France (IFA2)	1014	1014	Fully available
Belgium (Nemo)	1020	1020	Fully available
Ireland (EWIC)	500	530	Fully available
Northern Ireland (MOYLE)	500	500	Fully available



### Expected embedded generation (MWs)

#### Embedded Generation Forecast

	18-MAY-2021					19-MAY-2021					20-MAY-2021						
	05:00	08:00	12:00	17:00	21:00	00:00	05:00	08:00	12:00	17:00	21:00	00:00	05:00	08:00	12:00	17:00	21:00
<b>Solar (MW)</b>	0	2030	5970	3590	36	0	0	1593	6186	3910	36	0	0	1572	2300	1911	0
<b>Wind (MW)</b>	685	550	619	875	530	486	574	654	1100	1118	535	439	666	1132	2474	3579	3108
<b>STOR (MW)</b>	0	0	0	0	0	0	0	0	0	0	0	0	0	0	0	0	0
<b>Total (MW)</b>	<b>685</b>	<b>2580</b>	<b>6589</b>	<b>4465</b>	<b>566</b>	<b>486</b>	<b>574</b>	<b>2247</b>	<b>7286</b>	<b>5028</b>	<b>571</b>	<b>439</b>	<b>666</b>	<b>2704</b>	<b>4774</b>	<b>5490</b>	<b>3108</b>

