

**National Electricity
Transmission System Status Report**

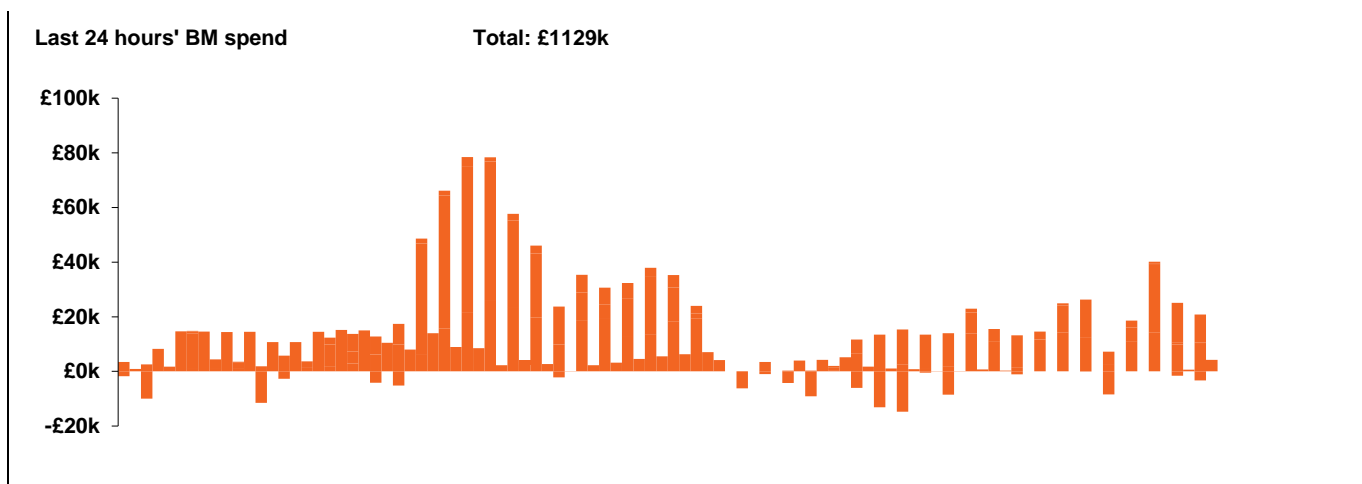


national**grid**ESO

National Electricity Transmission System Status Report
Friday 23 April 2021

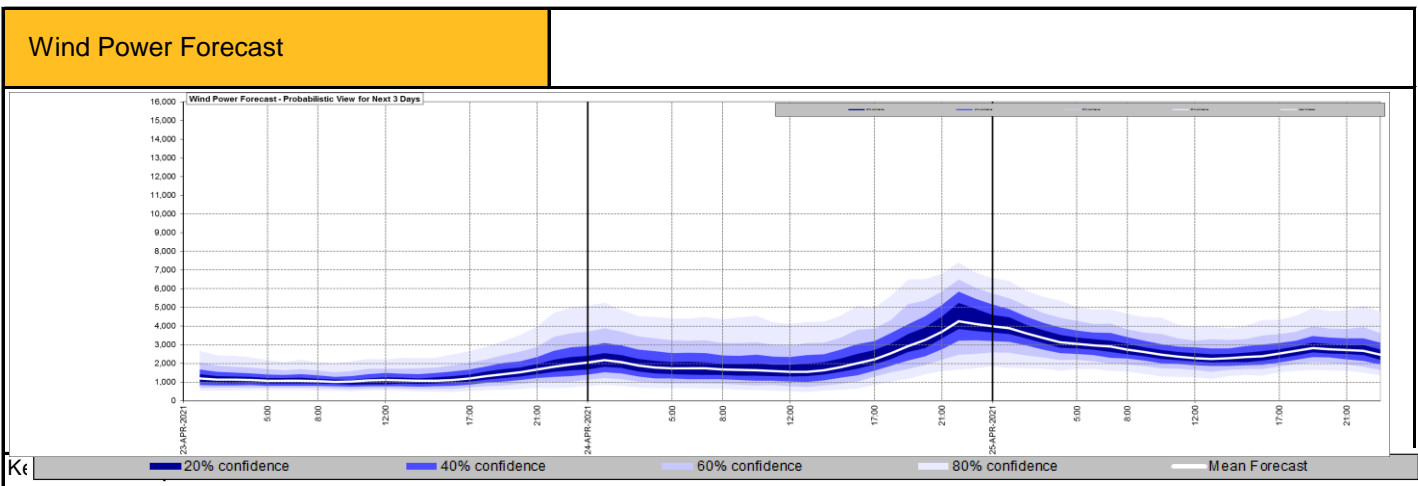
| Today's High Level Risk Status Forecast for the next 24h | | | |
|--|--|----------------|--|
| General Status | | Voltage | |
| Demand | | System Inertia | |
| System Margins | | Weather | |
| Generation | | Transmission | |
| Active Constraints | | | |

| | | |
|---|-------------|-----------------------------------|
| Today's Minimum De-Rated Margin | 6098 (SP17) | |
| System Warnings | None | |
| Current BMU Largest Loss Risk | Generation | 950 MW overnight, 1100 MW daytime |
| | Demand | 1450 MW overnight, 560 MW daytime |



| Yesterday's Market Summary | |
|---------------------------------------|----------------------|
| Cash out price (Max) | £103.00/MWh (SP17) |
| Cash Out Price (Min) | £00.00/MWh (SP27-29) |
| Peak Demand Yesterday | 33,063 MW |

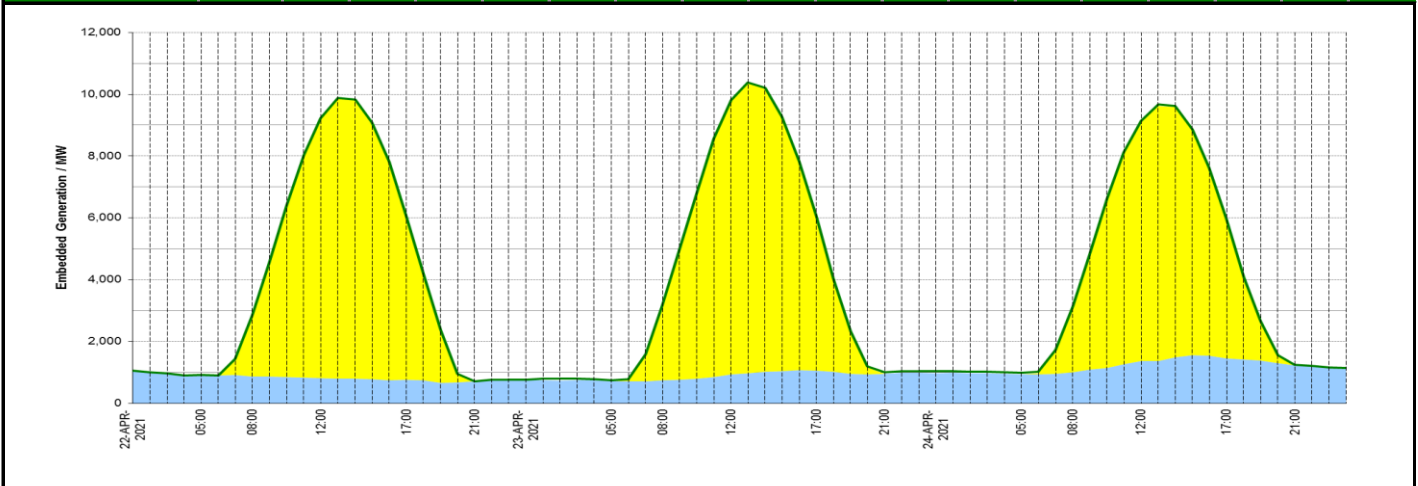
| Interconnectors Net Transfer Capacity (MWs) | | | |
|--|--------|--------|----------------------|
| Today | Import | Export | |
| Netherlands (BritNed) | 0 | 0 | Not available |
| France (IFA) | 2000 | 2000 | Fully available. |
| France (IFA2) | 0 | 0 | Not available |
| Belgium (Nemo) | 1020 | 1020 | Fully Available |
| Ireland (EWIC) | 500 | 530 | Fully Available |
| Northern Ireland (MOYLE) | 395 | 500 | Partially available. |



Expected embedded generation (MWs)

Embedded Generation Forecast

| | 22-APR-2021 | | | | | 23-APR-2021 | | | | | 24-APR-2021 | | | | | | |
|-------------------|-------------|-------------|-------------|-------------|------------|-------------|-------------|-------------|-------------|-------------|-------------|------------|------------|-------------|-------------|-------------|------------|
| | 0 | 2000 | 8400 | 5330 | 1 | 0 | 0 | 2402 | 8862 | 4934 | 0 | 0 | 0 | 2102 | 7733 | 4458 | 0 |
| Solar (MW) | 913 | 862 | 822 | 756 | 705 | 757 | 717 | 739 | 929 | 1058 | 958 | 974 | 936 | 1003 | 1369 | 1452 | 1231 |
| Wind (MW) | 0 | 0 | 0 | 0 | 0 | 0 | 0 | 0 | 0 | 0 | 0 | 0 | 0 | 0 | 0 | 0 | 0 |
| Other (MW) | 913 | 2862 | 9222 | 6086 | 706 | 757 | 748 | 3179 | 9814 | 6024 | 1009 | 1032 | 985 | 3139 | 9132 | 5960 | 1253 |
| Total (MW) | 348 | 1852 | 7565 | 4049 | 731 | 805 | 1090 | 2747 | 6411 | 5103 | 1054 | 987 | 857 | 3052 | 9157 | 5475 | 644 |



| Weather | Source | Commentary |
|--|--|--|
| Latest forecast (Summary) | Met Office SEPA Natural Resources Wales | <p>Today: After a chilly start most areas will be fine, dry and sunny and feeling warm. Cloudier in the far north of Scotland though and windy in the far southwest</p> <p>Tonight: Fine end to the day but quickly turning chilly with mostly clear skies. Some North Sea coasts of Scotland and northeast England may turn cloudier. Breezy in the far SW.</p> |
| General Weather Concerns e.g. wind, rain, snow, flooding, GB Weather Warnings | Met Office Weather Warnings SEPA Natural Resources Wales | <p>No weather warnings are in force for the UK</p> <p>UK Flood Warnings: None</p> |

Contains public sector information licensed under the Open Government Licence v1.0

| Further Information | |
|----------------------------|---|
| BM Reports | https://www.bmreports.com |
| System Balancing Reports | https://www.nationalgrideso.com/balancing-data/system-balancing-reports |
| Forecast Volumes and Costs | https://www.nationalgrideso.com/balancing-data/forecast-volumes-and-costs |
| NGESO Insights | https://www.nationalgrideso.com/insights |