

**National Electricity
Transmission System Status Report**

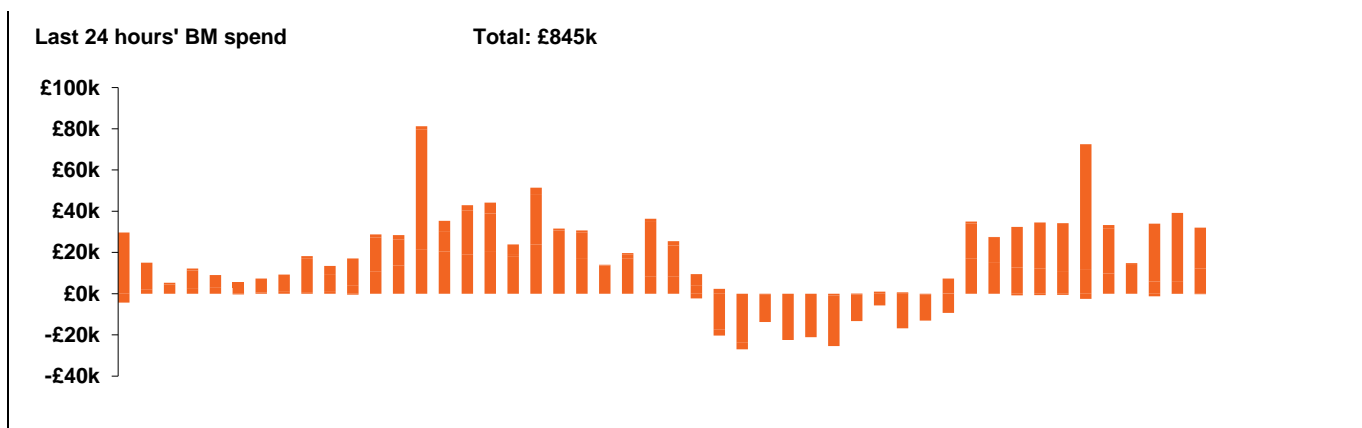


national**grid**ESO

National Electricity Transmission System Status Report
Saturday 17 April 2021

| Today's High Level Risk Status Forecast for the next 24h | | | |
|--|--|----------------|--|
| General Status | | Voltage | |
| Demand | | System Inertia | |
| System Margins | | Weather | |
| Generation | | Transmission | |
| Active Constraints | | | |

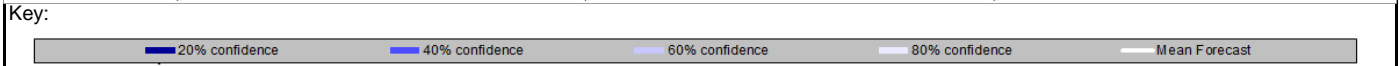
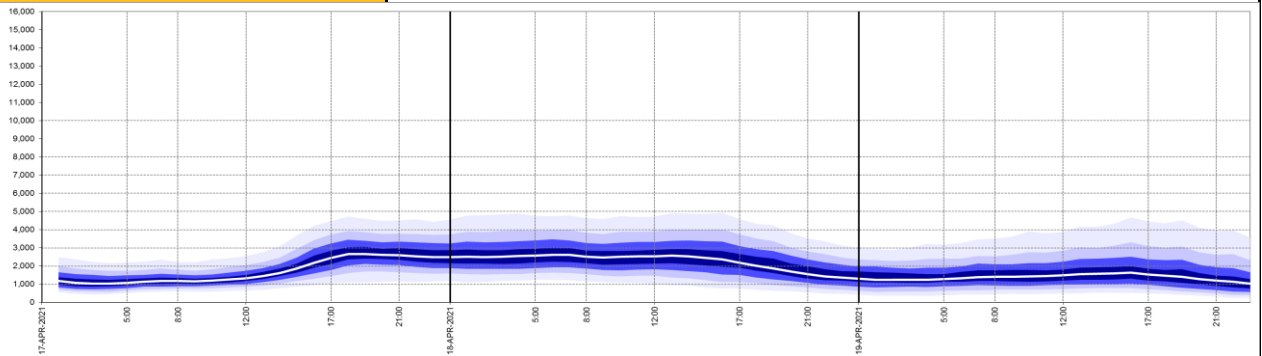
| | | |
|---|------------------|------------------------------------|
| Today's Minimum De-Rated Margin | 7,572 MW (SP 47) | |
| System Warnings | None | |
| Current BMU Largest Loss Risk | Generation | 1000 MW overnight, 1100 MW daytime |
| | Demand | 1120 MW overnight, 560 MW daytime |



| Yesterday's Market Summary | |
|---------------------------------------|---------------------------|
| Cash out price (Max) | £119.99 / MWh (SP 14) |
| Cash Out Price (Min) | £0.00 / MWh (SPs 30 & 31) |
| Peak Demand Yesterday | 34,058 MW |

| Interconnectors | | | |
|-----------------------------|--------|--------|-----------------|
| Net Transfer Capacity (MWs) | | | |
| Today | Import | Export | |
| Netherlands (BritNed) | 0 | 0 | Unavailable |
| France (IFA) | 2000 | 2000 | Fully available |
| France (IFA2) | 0 | 0 | Unavailable |
| Belgium (Nemo) | 1020 | 1020 | Fully available |
| Ireland (EWIC) | 500 | 530 | Fully available |
| Northern Ireland (MOYLE) | 500 | 500 | Fully available |

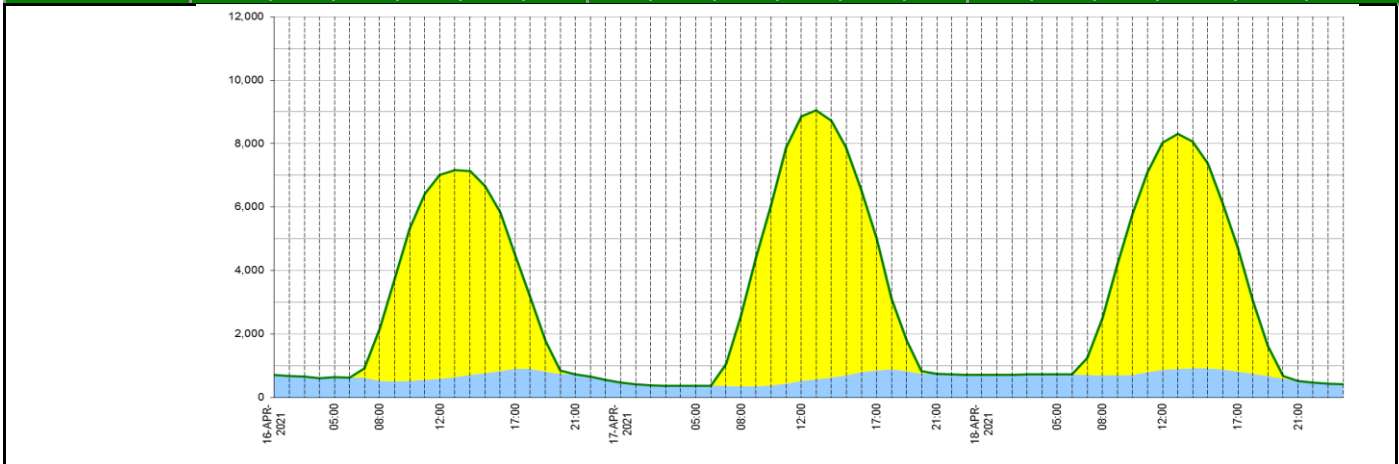
Wind Power Forecast



Expected embedded generation (MWs)

Embedded Generation Forecast

| | 16-APR-2021 | | | | | 17-APR-2021 | | | | | 18-APR-2021 | | | | | | |
|-------------------|-------------|-------|-------|-------|-------|-------------|-------|-------|-------|-------|-------------|-------|-------|-------|-------|-------|-------|
| | 05:00 | 08:00 | 12:00 | 17:00 | 21:00 | 00:00 | 05:00 | 08:00 | 12:00 | 17:00 | 21:00 | 00:00 | 05:00 | 08:00 | 12:00 | 17:00 | 21:00 |
| Solar (MW) | 0 | 1630 | 6420 | 3610 | 0 | 0 | 0 | 2208 | 8342 | 4157 | 0 | 0 | 0 | 1816 | 7161 | 3910 | 0 |
| Wind (MW) | 640 | 522 | 585 | 896 | 723 | 475 | 359 | 352 | 512 | 851 | 748 | 706 | 728 | 685 | 865 | 813 | 516 |
| STOR (MW) | 0 | 0 | 0 | 0 | 0 | 0 | 0 | 0 | 0 | 0 | 0 | 0 | 0 | 0 | 0 | 0 | 0 |
| Total (MW) | 640 | 2152 | 7005 | 4506 | 723 | 475 | 359 | 2560 | 8854 | 5008 | 748 | 706 | 728 | 2501 | 8026 | 4723 | 516 |



| Weather | Source | Commentary |
|---|---|---|
| <p>Latest forecast (Summary)</p> | <p>Met Office SEPA Natural Resources Wales</p> | <p>Today: The odd early fog patch but many areas starting sunny before patchy cloud develops, especially towards the west. A chilly start again but turning out a little warmer than recently by afternoon, and feeling pleasant away from some eastern coasts.</p> <p>Tonight: Cloud thickening to bring some light rain to Northern Ireland and western Scotland. Otherwise clear spells leading to another frost for many areas, and the odd patch of fog.</p> |
| <p>General Weather Concerns</p> <p>e.g. wind, rain, snow, flooding, GB Weather Warnings</p> | <p>Met Office Weather Warnings SEPA Natural Resources Wales</p> | <p>No weather warnings are in force for the UK</p> <hr/> <p>UK Flood Warnings: None</p> |

Contains public sector information licensed under the Open Government Licence v1.0

| Further Information | |
|----------------------------|---|
| BM Reports | https://www.bmreports.com |
| System Balancing Reports | https://www.nationalgrideso.com/balancing-data/system-balancing-reports |
| Forecast Volumes and Costs | https://www.nationalgrideso.com/balancing-data/forecast-volumes-and-costs |
| NGESO Insights | https://www.nationalgrideso.com/insights |