

**National Electricity  
Transmission System Status Report**

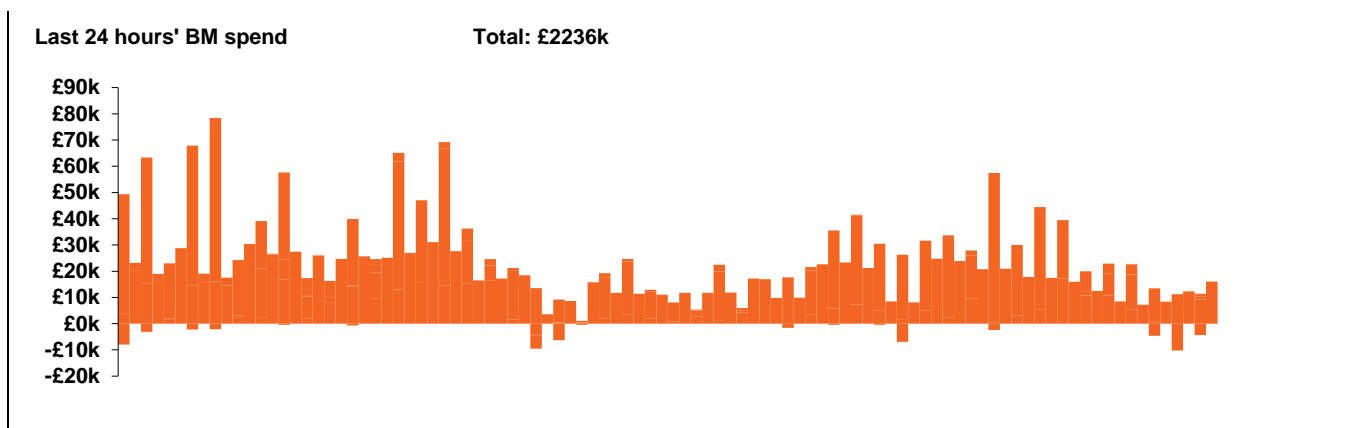


national**grid**ESO

**National Electricity Transmission System Status Report**  
Tuesday 09 February 2021

Today's High Level Risk Status Forecast for the next 24h			
General Status		Voltage	
Demand		System Inertia	
System Margins		Weather	
Generation		Transmission	
Active Constraints			

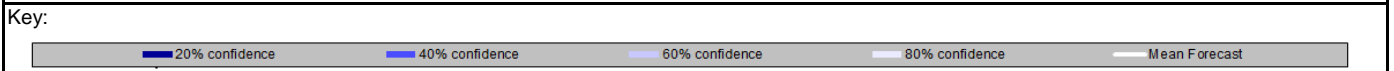
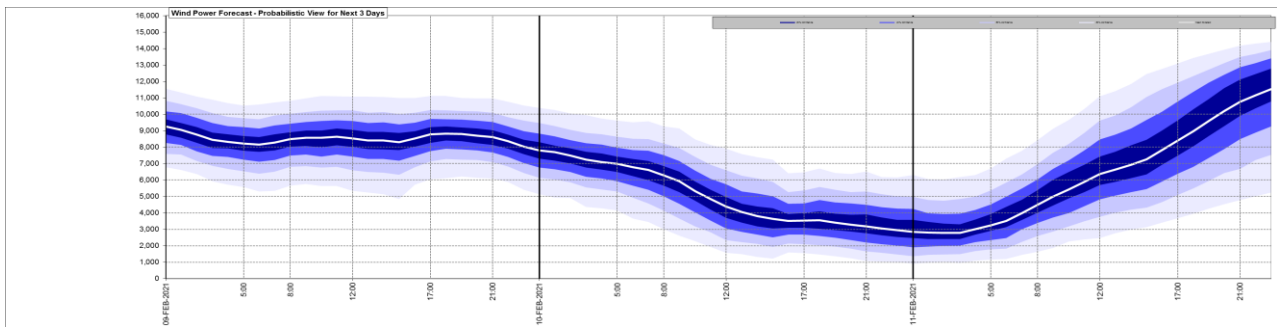
<a href="#">Today's Minimum De-Rated Margin</a>	4510 (SP 36)	
<a href="#">System Warnings</a>	None	
Current BMU Largest Loss Risk	Generation	1260 MW
	Demand	560 MW



Yesterday's Market Summary	
<a href="#">Cash out price (Max)</a>	£92.75 / MWh (SP 32, 39)
<a href="#">Cash Out Price (Min)</a>	£11.50 / MWh (SP 7)
<a href="#">Peak Demand Yesterday</a>	45551 MW

Interconnectors Net Transfer Capacity (MWs)			
Today	Import	Export	
Netherlands (BritNed)	1060	1060	Fully available
France (IFA)	2000	2000	Fully available
France (IFA2)	1004	1004	Fully available
Belgium (Nemo)	1020	1020	Fully available
Ireland (EWIC)	500	530	Fully available
Northern Ireland (MOYLE)	500	500	Fully available

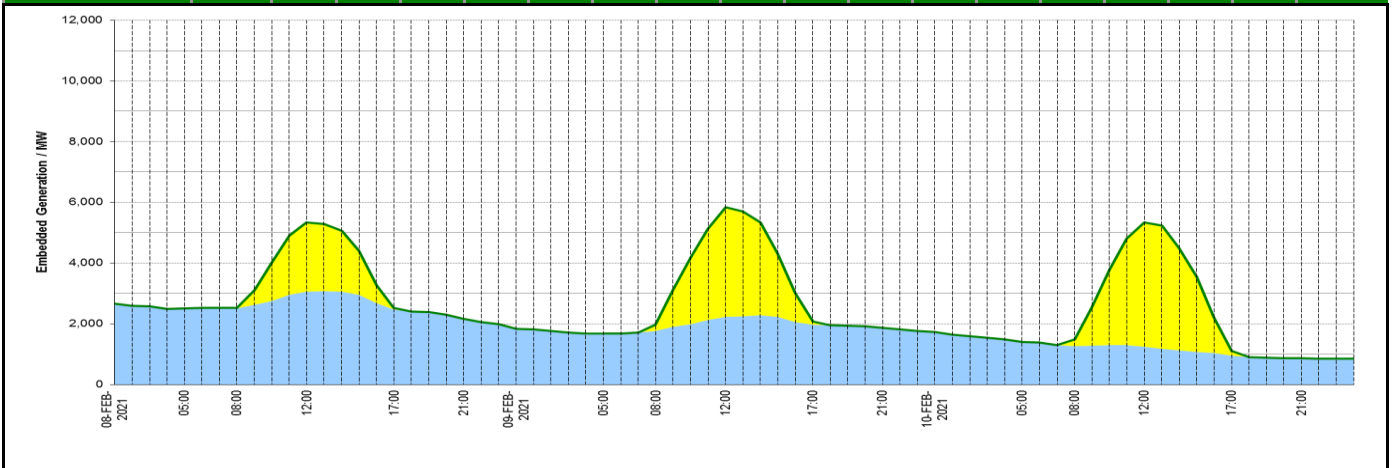
### Wind Power Forecast



### Expected embedded generation (MWs)

#### Embedded Generation Forecast

	08-FEB-2021					09-FEB-2021					10-FEB-2021						
	05:00	08:00	12:00	17:00	21:00	00:00	05:00	08:00	12:00	17:00	21:00	00:00	05:00	08:00	12:00	17:00	21:00
<b>Solar (MW)</b>	0	7	2290	53	0	0	0	211	3623	98	0	0	0	222	4080	157	0
<b>Wind (MW)</b>	2505	2514	3054	2468	2167	1839	1676	1761	2222	1978	1868	1721	1406	1261	1250	953	860
<b>STOR (MW)</b>	0	0	0	0	0	0	0	0	0	0	0	0	0	0	0	0	0
<b>Total (MW)</b>	<b>2505</b>	<b>2521</b>	<b>5344</b>	<b>2521</b>	<b>2167</b>	<b>1839</b>	<b>1676</b>	<b>1972</b>	<b>5845</b>	<b>2076</b>	<b>1868</b>	<b>1721</b>	<b>1406</b>	<b>1483</b>	<b>5330</b>	<b>1110</b>	<b>860</b>



Weather	Source	Commentary
Latest forecast (Summary)	<a href="#">Met Office</a> <a href="#">SEPA</a> <a href="#">Natural Resources Wales</a>	<p><b>Today:</b> Strong easterly winds will make it feel very cold across southern UK, with further snow showers feeding westwards. These showers merging into some longer spells of snow over some eastern areas, whilst generally drier and brighter in western parts</p> <p><b>Tonight:</b> Some clear intervals, but often a good deal of cloud giving a few light snow showers in the west, but more frequent and heavier in eastern areas.</p>
General Weather Concerns e.g. wind, rain, snow, flooding, GB Weather Warnings	<a href="#">Met Office Weather Warnings</a> <a href="#">SEPA</a> <a href="#">Natural Resources Wales</a>	<p><b>Yellow warning of snow</b> Northern Ireland Central, Tayside &amp; Fife, East Midlands, East of England, Grampian, Highlands &amp; Eilean Siar, London &amp; South East England, North East England, North West England, Orkney &amp; Shetland, SW Scotland, Lothian Borders, South West England, Strathclyde, West Midlands, Yorkshire &amp; Humber</p> <p><b>Amber warning of snow</b> Central, Tayside &amp; Fife, SW Scotland, Lothian Borders, Strathclyde</p>
		<p><b>UK Flood Warnings:</b> 28 Flood Warnings issued for England. 0 Flood Warnings issued for Scotland. 0 Flood Warnings issued for Wales.</p>

*Contains public sector information licensed under the Open Government Licence v1.0*

Further Information	
BM Reports	<a href="https://www.bmreports.com">https://www.bmreports.com</a>
System Balancing Reports	<a href="https://www.nationalgrideso.com/balancing-data/system-balancing-reports">https://www.nationalgrideso.com/balancing-data/system-balancing-reports</a>
Forecast Volumes and Costs	<a href="https://www.nationalgrideso.com/balancing-data/forecast-volumes-and-costs">https://www.nationalgrideso.com/balancing-data/forecast-volumes-and-costs</a>
NGESO Insights	<a href="https://www.nationalgrideso.com/insights">https://www.nationalgrideso.com/insights</a>